

Aegon UK Smaller Companies Fund

A sub fund of Aegon Asset Management UK ICVC

B GBP Acc

Factsheet as at 31 May 2023

Fund managers



Elaine Morgan

Key facts

Fund launch	01 June 2006
Share class launch	01 June 2006
Sector	Investment Association UK Smaller Companies
Comparator benchmark	Sector
Initial charge	0.00%
Annual charge	0.75%
Ongoing charge	0.78%
Minimum initial lump sum investment	GBP 500
Fund structure	UK domiciled OEIC
Investment manager	Aegon Asset Management UK plc
SEDOL	B142FS1
ISIN	GB00B142FS18
Valuation point	12 noon (GMT)
Fund base currency	GBP
Fund size	GBP 181 million
Number of holdings	62
Active share	80.7%
Sharpe ratio*	-0.11
Standard deviation*	18.65

Source: Aegon Asset Management UK.

Ongoing charge based on actual expenses for the year ending 30/04/2023. The cost of investing will impact your investment. The return will be reduced by the fees and expenses that may be incurred in managing the investment. Fees may have a compounding effect. Number of holdings represents physical holdings only.

* Source: Aegon Asset Management UK, net return, annualised over 3 years, B GBP Acc shares.

Fund objective

The investment objective is to provide a combination of income and capital growth over any seven year period.

Performance

Investors are invited to compare the fund's performance against the performance of other funds within the Investment Association UK Smaller Companies Sector. Comparison of the fund against this sector will give investors an indication of how the fund is performing compared with funds investing in a similar but not identical investment universe.

The comparison should be performed over at least a seven year period to provide the most useful long-term comparison.

Past performance does not predict future returns.

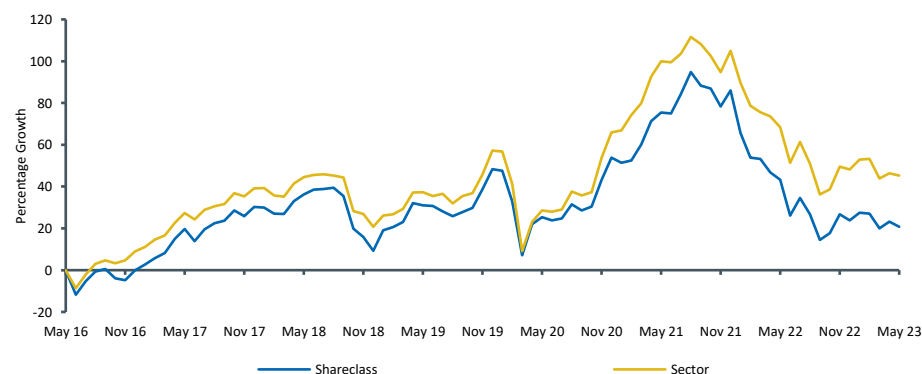
Performance (to 31 May 2023)

	1 month	3 months	6 months	Year to date	Since launch
Shareclass (%)	-1.93	-4.91	-4.76	-2.49	247.11
Sector (%)	-1.95	-5.59	-3.27	-3.22	240.12
Quartile	2	2	3	2	2

Cumulative performance (to 31 May 2023)

	1 year	3 years	5 years	7 years	10 years
Shareclass (%)	-15.72	-3.65	-11.37	20.77	64.77
Sector (%)	-12.57	11.20	-0.08	45.32	101.59
Quartile	3	4	4	4	4

Cumulative seven year performance



Source: Aegon Asset Management UK. NAV to NAV, noon prices, income reinvested, net of ongoing charges, excluding entry or exit charges. Sector median source: Lipper.

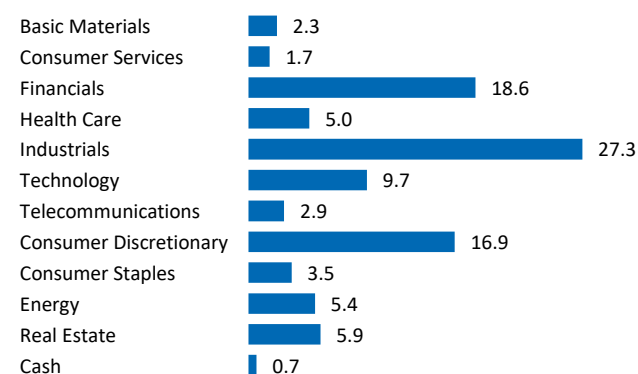
Discrete year performance

The table below shows performance over rolling discrete 12-month periods. Past performance does not predict future returns.

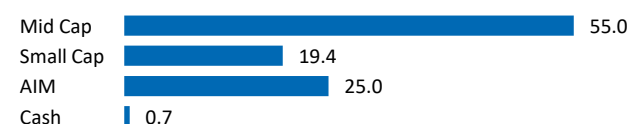
	31/05/2023	31/05/2022	31/05/2021	31/05/2020	31/05/2019	31/05/2018	31/05/2017	31/05/2016	31/05/2015	31/05/2014
Shareclass (%)	-15.72	-18.32	39.98	-4.30	-3.87	13.89	19.63	1.35	17.76	14.32
Sector (%)	-12.57	-13.98	49.58	-7.16	-4.22	13.85	27.41	2.52	11.18	22.09
Quartile	3	3	4	2	2	2	4	3	1	4

Source: Aegon Asset Management UK. NAV to NAV, noon prices, income reinvested, net of ongoing charges, excluding entry or exit charges. Sector median source: Lipper.

Sector allocation (%)



Market capitalisation breakdown (%)



Top 10 holdings (%)

ASSTEAD TECHNOLOGY HOLDINGS	3.8
ALPHA GROUP INTERNATIONAL PLC	3.3
JTC PLC	3.0
TATTON ASSET MANAGEMENT PLC	3.0
GAMMA COMMUNICATIONS PLC	2.9
DIPLOMA PLC	2.8
4IMPRINT GROUP PLC	2.7
VOLUTION GROUP PLC	2.7
OXFORD INSTRUMENTS PLC	2.6
WORKSPACE GROUP PLC	2.5
Total	29.3

Dealing

You can deal in shares from 08:30 to 17:30 hours UK time on any dealing day (except for, unless the ACD decides otherwise, the last working day before Christmas Day, bank holidays in England and Wales and other days at the ACD discretion). The fund is valued at 12:00 noon GMT (the valuation point) on each business day. Orders received before 12:00 noon will be based on the price calculated at that day's valuation point. Orders received after 12:00 noon will be based on the price calculated at the next valuation point.

Dealing desk enquiries: **0800 358 3009**

For further information on the fund, including legal documents and details of all available share classes:

<https://www.aegonam.com/funds>

Contacts



www.aegonam.com



[@aegonamuk](https://twitter.com/aegonamuk)



linkedin.com/company/aegonam



wholesaleclientmanagement@aegonam.com

Risk factors

Past performance is not a guide to future performance. The value of investments and the income from them may go down as well as up and is not guaranteed. Outcomes, including the payment of income, are not guaranteed.

This fund is intended to be a long-term investment and your capital is at risk. Any investment objective, performance benchmark and yield information should not be considered as an assurance or guarantee of the performance of the fund or any part of it. An initial charge reduces the amount available for investment. Investors should be aware that funds denominated in a currency other than investors' home state currency are subject to currency fluctuations which may decrease returns. Please be aware that each fund presents its own risk profile. Material risks for this fund are: Concentration risk and fund charges. Please read the KIID for an explanation and refer to the prospectus for information about all relevant risks.

Please note that performance for fixed income funds is shown net of charges and tax. Performance for equity and multi asset funds is shown net of charges but gross of tax.

Fund charges are deducted from income but will be deducted from capital where income is insufficient to cover charges.

This document is accurate at the time of writing and is subject to change without notification.

Please read the Key Investor Information, Supplementary Information Document and Application Form carefully. The Key Investor Information, Prospectus and accounts are available on our website www.aegonam.com or by calling our investor helpdesk on 0800 358 3009 or in writing from Asset Management UK plc, Sunderland, SR43 4BR.

All data is sourced to Aegon Asset Management UK plc unless otherwise stated. The document is accurate at the time of writing but is subject to change without notice.

Data attributed to a third party ("3rd Party Data") is proprietary to that third party and/or other suppliers (the "Data Owner") and is used by Aegon Asset Management under licence. 3rd Party Data: (i) may not be copied or distributed; and (ii) is not warranted to be accurate, complete or timely. None of the Data Owner, Aegon Asset Management or any other person connected to, or from whom Aegon Asset Management sources, 3rd Party Data is liable for any losses or liabilities arising from use of 3rd Party Data.

Aegon Asset Management UK plc is authorised and regulated by the Financial Conduct Authority.

Performance comparator: Investment Association UK Smaller Companies Sector. Investors are invited to compare the Fund's performance against the performance of other funds within this Sector. Comparison of the Fund against this Sector will give investors an indication of how the Fund is performing compared with Funds investing in a similar but not identical investment universe. The comparison should be performed over at least a 7 year period to provide the most useful long term comparison.