

abrdn UK Government Bond Fund

Retail Inc GBP



31 March 2024

Objective

To generate income and some growth over the long term (5 years or more) by investing in UK Government bonds.

Performance Target: To achieve the return of the FTSE Actuaries UK Conventional Gilts All Stocks Index plus 0.5% per annum (before charges). There is no certainty or promise that the Performance Target will be achieved.

Performance Comparator: Investment Association UK Gilt Sector Average.

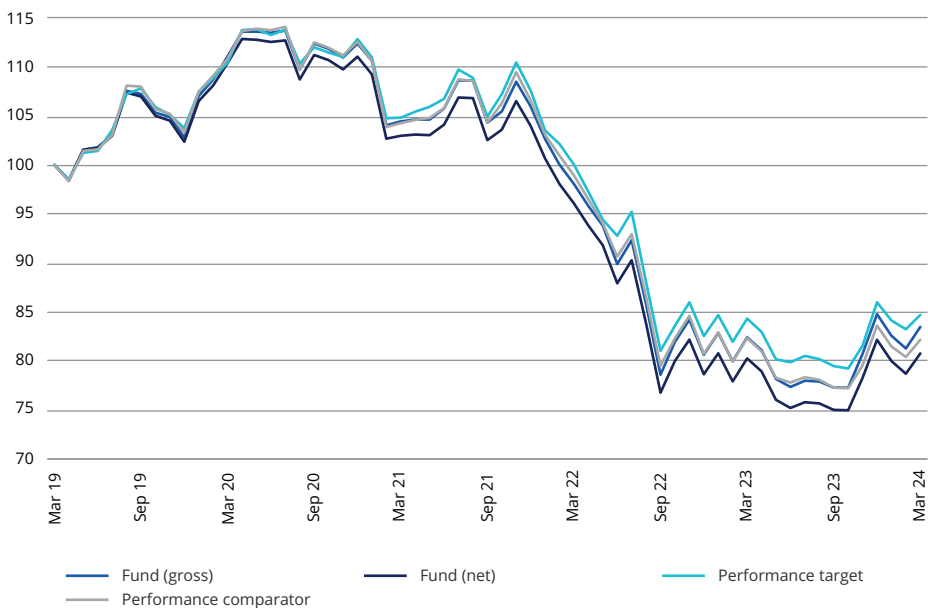
The FTSE Actuaries UK Conventional Gilts All Stocks Index (the "Index") is a representative index of the market for UK Government bonds.

The Investment Association UK Gilt Sector (the "Sector") is a representative group of investment funds with a focus on UK Government bonds.

Portfolio securities

- The fund will invest at least 80% in government bonds (which are like loans to government that pay interest) issued or guaranteed by the UK Government.
- The fund may also invest in other bonds (including those issued by corporations) issued anywhere in the world. The fund will employ techniques to reduce (hedge) risk related to currency movements on non-sterling bonds.
- The fund may also invest in other funds (including those managed by abrdn), cash and assets that can be turned into cash quickly.

Performance



Cumulative and annualised performance

	1 month	6 months	Year to date	1 year	3 years (p.a.)	5 years (p.a.)
Fund (gross) (%)	2.71	6.74	-1.54	0.08	-7.58	-3.78
Fund (net) (%)	2.63	6.40	-1.70	-0.58	-8.16	-4.42
Performance target (%)	1.77	6.59	-1.49	0.45	-6.87	-3.27
Performance comparator (%)	2.21	6.35	-1.73	-0.19	-7.65	-3.86

Discrete annual returns - year to 31/3

	2024	2023	2022	2021	2020
Fund (gross) (%)	0.08	-15.99	-6.13	-5.98	11.10
Fund (net) (%)	-0.58	-16.49	-6.71	-6.72	10.42
Performance target (%)	0.45	-15.73	-4.58	-5.09	10.45
Performance comparator (%)	-0.19	-16.83	-5.12	-5.94	10.85

Performance Data: Share Class Retail Inc GBP.

Benchmark history: Performance comparator - IA UK Gilts Sector Average

Source: abrdn (Fund & Benchmark) and Morningstar (Sector). Basis: Total Return, NAV to NAV, UK Net/Gross Income Reinvested.

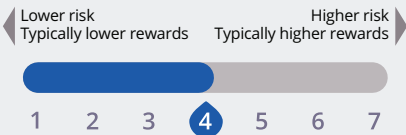
"Fund (Net)" refers to the actual unit price performance of the shareclass shown; "Fund(Gross)" adds back charges such as the annual management charge to present performance on the same basis as the performance target / performance comparator / portfolio constraining benchmark. These figures do not include the initial charge; if this is paid it will reduce performance from that shown.

Past performance is not a guide to future returns and future returns are not guaranteed.

Key facts

Fund manager(s)	Liam O'Donnell
Fund managers start date	01 October 2012
Fund launch date	01 May 1986
Share class launch date	18 September 1998
Authorised corporate director (ACD)	abrdn Fund Managers Limited
Fund size	£159.0m
Number of holdings	42
Performance target	FTSE Actuaries UK Conventional Gilts All Stocks +0.50%
Performance comparator	IA UK Gilts Sector Average
Yield to maturity exc derivatives ¹	4.45%
Distribution frequency	Semi-Annual
Entry charge (up to) ²	3.00%
Annual management charge	0.70%
Ongoing charge figure ³	0.71%
Minimum initial investment	GBP 500
Fund type	OEIC
Valuation point	12:00 (UK time)
Base currency	GBP
Sedol	433112
ISIN	GB0004331129
Bloomberg	STLGFII LN
Citicode	SL56
Domicile	United Kingdom

Risk and reward profile



This indicator reflects the volatility of the fund's share price. See the relevant UCITS Key Investor Information Document (KIID) or PRIIPs Key Information Document (KID) for details

Key risks

- The value of investments and the income from them can fall and investors may get back less than the amount invested.
- Credit Risk - The fund invests in securities which are subject to the risk that the issuer may default on interest or capital payments.
- Interest Rate Risk - The fund invests in securities which can be subject to price fluctuation for a variety of reasons including changes in interest rates or inflation expectations.

Investor Services
0345 113 69 66

www.abrdn.com

Management process

- The management team use their discretion (active management) to identify investments based on analysis of global economics along with analysis of an investment's prospects and creditworthiness (debt repayment ability) compared to that of the market.
- Due to the fund's risk constraints, the fund's performance profile is not expected to deviate significantly from that of the Index over the long term.

Top Ten Holdings

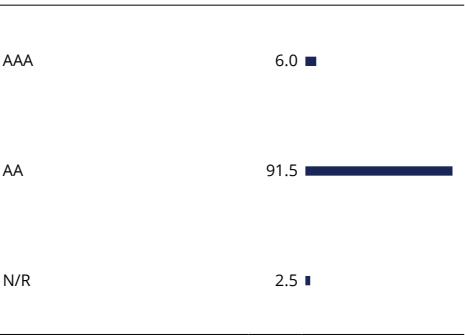
UK (Govt of) 4.125% 2027	11.2
UK (Govt of) 4.5% 2034	10.5
UK (Govt of) 0.5% 2029	9.3
UK (Govt of) 4.5% 2042	6.8
UK (Govt of) 3.25% 2033	6.0
United Kingdom 4.5% 2028	5.9
UK (Govt of) 3.5% 2025	4.9
UK (Govt of) 4.75% 2038	4.2
UK (Govt of) 1.5% 2053	4.2
United Kingdom (Govt of) 4%2063	4.1
Assets in top ten holdings	67.1

Composition by asset (%)

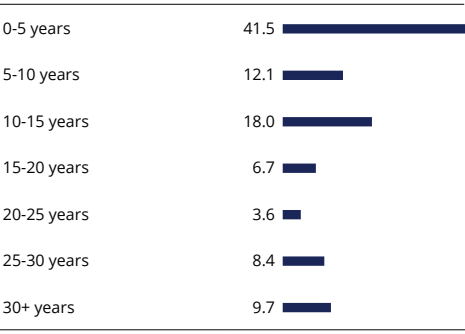
Government	88.2
Quasi Sovereign	7.8
Financials	1.5
Other	0.1
Cash	2.5

Source : abrdn 31/03/2024
Figures may not always sum to 100 due to rounding.

Credit rating (%)



Maturity (%)



(d) Derivatives Risk - The use of derivatives may involve additional liquidity, credit and counterparty risks and may lead to substantial loss and increased volatility in adverse market conditions. The use of derivatives may result in the fund being leveraged (where market exposure and thus the potential for loss by the fund exceeds the amount it has invested) and in these market conditions the effect of leverage will be to magnify losses.

Risk stats

Alpha^	0.29
Benchmark Volatility (SD)^	10.33
Beta^	1.01
Fund Volatility (SD)^	10.49
Information Ratio^	0.23
R-Squared^	1.00
Sharpe Ratio^	-0.96
Tracking Error^	0.71
Effective duration (years)	8.83

Source : abrdn. ^ Three year annualised.

Derivative usage

- The fund may use derivatives to reduce risk, reduce cost and/or generate additional income or growth consistent with the risk profile of the fund.
- Derivatives are linked to the value of other assets. In other words, they derive their price from one or more underlying asset. They can generate returns when the value of these underlying assets rise (long positions) or fall (short positions).
- Derivatives include instruments used to manage expected changes in interest rates, inflation, currencies or creditworthiness of corporations or governments.

To help you understand this fund and for a full explanation of risks and the overall risk profile of this fund and the shareclasses within it, please refer to the Key Investor Information Documents and Prospectus which are available on our website www.abrdn.com The Prospectus also contains a glossary of key terms used in this document.

¹Yield to Maturity as at 31/03/2024 is the yield that would be realised on a bond or other debt instrument if the security was held until the maturity date.

²These are the maximum charges that we might take out of your money before it is invested. In some cases, the charges may be less and you should speak to your financial advisor about this.

³The Ongoing Charge Figure (OCF), is the overall cost shown as a percentage of the value of the assets of the fund. It is made up of the Annual Management Charge (AMC) of 0.70% and other charges. It does not include any initial charges or the cost of buying and selling stocks for the fund. The Ongoing Charges figure can help you compare the annual operating expenses of different funds.

The fund is a sub-fund of abrdn OEIC II, an authorised open-ended investment company (OEIC).

The information contained in this document should not be considered as an offer, solicitation or investment recommendation to deal in the shares of any securities or financial instruments. It is not intended for distribution or use by any person or entity who is a citizen or resident of or located in any jurisdiction where such distribution, publication or use would be prohibited.

Nothing herein constitutes investment, legal, tax or other advice and is not to be relied upon in making an investment or other decision. No recommendation is made, positive or otherwise, regarding individual securities mentioned. This is not an invitation to subscribe for shares in the fund and is by way of information only.

Subscriptions will only be received and shares issued on the basis of the current Prospectus, relevant Key Investor Information Document (KIID) and Supplementary Information Document (SID) for the fund. These can be obtained free of charge from abrdn Fund Managers Limited, PO Box 9029, Chelmsford, CM99 2WJ or available on www.abrdn.com.

Any data contained herein which is attributed to a third party ("Third Party Data") is the property of (a) third party supplier(s) (the "Owner") and is licensed for use by abrdn*. Third Party Data may not be copied or distributed. Third Party Data is provided "as is" and is not warranted to be accurate, complete or timely. To the extent permitted by applicable law, none of the Owner, abrdn* or any other third party (including any third party involved in providing and/or compiling Third Party Data) shall have any liability for Third Party Data or for any use made of Third Party Data. Neither the Owner nor any other third party sponsors, endorses or promotes the fund or product to which Third Party Data relates.

* abrdn means the relevant member of abrdn group, being abrdn plc together with its subsidiaries, subsidiary undertakings and associated companies (whether direct or indirect) from time to time.

FTSE International Limited ("FTSE") © FTSE 2019. "FTSE®" is a trade mark of the London Stock Exchange Group companies and is used by FTSE International Limited under license. All Rights in the FTSE indices and / or FTSE ratings vest in FTSE and/or its licensors. Neither FTSE nor its licensors accept any liability for the errors or omissions in the FTSE indices and / or FTSE ratings or underlying data. No further distribution of FTSE Data is permitted without FTSE's express written consent.

United Kingdom (UK): Issued by abrdn Fund Managers Limited, registered in England and Wales (740118) at 280 Bishopsgate, London EC2M 4AG. Authorised and regulated by the Financial Conduct Authority in the UK.