

Strategy

The portfolio managers aim to deliver capital preservation and liquidity, while delivering a competitive yield, through a multi-strategy approach to money market fund management. They seek to build well-diversified portfolios, where no single decision or investment has a dominant impact on the fund. Fidelity's tenets of money market fund management are: (1) using intensive fundamental credit research to independently identify the highest quality issuers; (2) portfolio issuer selection led by an approved list of issuers, carefully constructed by our experienced portfolio managers and credit analysts; (3) ensuring portfolios are well diversified across a number of different issuers, sectors and regions; (4) employing sophisticated quantitative research to guide portfolio interest rate sensitivity and yield curve strategies; (5) maintaining conservative liquidity buffers to facilitate any client redemptions with ease.

Objectives & Investment Policy

Objective: The fund aims to maintain the value of your investment and pay you an income.

Investment Policy: The fund will invest at least 70% in a diversified range of sterling denominated money market instruments and other short-term investments (e.g. bonds). Money market instruments are investments usually issued by banks or governments that are a short-term loan to the issuer by the buyer. The buyer receives interest and the return of the original amount at the end of a certain period. The remainder will be invested in other cash type investments.

Investment Process: The fund is actively managed without reference to a benchmark. The fund has full discretion in its choices of investments within its objectives and policies.

Derivatives and Techniques: The Fund may also invest in, but is not limited to, certificates of deposit, commercial paper, mediumterm notes, floating rate notes and treasury bills. The Fund will not hold derivative positions.

Additional Information: Income earned by the fund is paid into the fund and reflected by an increase in the value of each share. Shares can usually be bought and sold each business day of the fund.

The fund is a Variable Net Asset Value Money Market Fund (i.e. the price can fluctuate) and operates as a Short-Term Money Market Fund. The fund's performance can be compared to the SONIA Index.

Fund Facts

Launch date: 21.10.16
Portfolio manager: Christopher Ellinger, Tim Foster
Appointed to fund: 01.10.19, 01.10.19
Years at Fidelity: 13, 21
Fund size: £ 1,471m
Number of Holdings: 88
Fund reference currency: UK Sterling (GBP)
Fund domicile: United Kingdom
Fund legal structure: OEIC
Management company: FIL Investment Services (UK) Limited
Capital guarantee: No

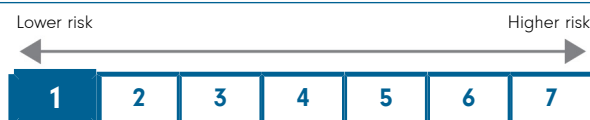
Share Class Facts

Other share classes may be available. Please refer to the prospectus for more details.

Launch date: 21.10.16
ISIN: GB00BD1RHT82
SEDOL: BD1RHT8
Bloomberg: FIDSCYA LN
Distribution type: Accumulating
Distribution Yield: 5.16%
Charges made to income or capital: Income
Ongoing Charges Figure (OCF) per year: 0.15% (28.02.23)
OCF takes into account annual management charge per year: 0.15%

Where the OCF is lower than the annual management charge, this is because some fund charges including the annual management charge are currently being waived, or partially waived, for this fund. The OCF will vary from year to year and will increase when all fund charges are charged in full.

Share Class Risk and Reward Profile



This risk indicator is taken from the key information document at the relevant month-end. Because it may be updated during a month, please refer to the key information document for the most up-to-date information.

- Historical data may not be a reliable indication for the future.
- The risk category shown is not guaranteed and may change over time.
- The lowest category does not mean a "risk free" investment.
- The risk and reward profile is classified by the level of historical fluctuation of the Net Asset Values of the share class, and within this classification, categories 1-2 indicate a low level of historical fluctuations, 3-5 a medium level and 6-7 a high level.
- The value of your investment may fall as well as rise and you may get back less than you originally invested.
- The fund may invest in instruments denominated in currencies other than the fund base currency. Changes in currency exchange rates can therefore affect the value of your investment.

Important Information

The use of financial derivative instruments may result in increased gains or losses within the fund. The value of shares may be adversely affected by insolvency or other financial difficulties affecting any institution in which the Fund's cash has been deposited. A Money Market Fund (MMF) is not a guaranteed investment. Investment in an MMF is different from an investment in deposits. The principal invested may fluctuate, and the risk of loss of the principal is to be borne by the investor. The MMF does not rely on external support for guaranteeing the liquidity of the MMF or stabilising the NAV per share. When referring to sustainability - related aspects of the promoted fund, the decision to invest should take into account all characteristics or objectives of the promoted fund as detailed in the Prospectus. Information on sustainability-related aspects is provided pursuant to SFDR at <https://www.fidelity.lu/sfdr-entity-disclosures>.

Past performance does not predict future returns. The fund's returns may increase or decrease as a result of currency fluctuations. The investment which is promoted concerns the acquisition of units or shares in a fund, and not in a given underlying asset owned by the fund.

Performance Comparator(s)

Peer Group Universe

Morningstar IA Short Term Money Market

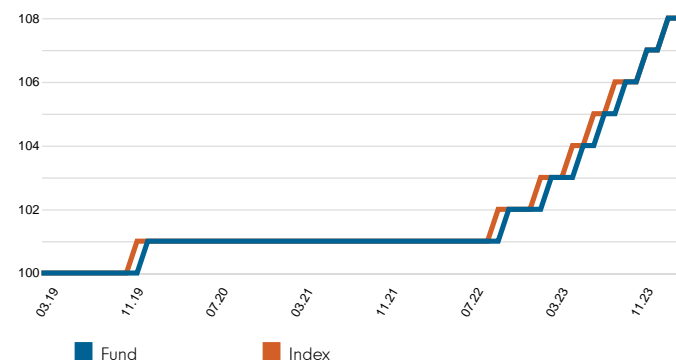
Market index from 01.05.08

GBP OverNight Index Average

Market index is for comparative purposes only unless specifically referenced in the Objectives & Investment Policy on page 1. The same index is used in the positioning tables on this factsheet.

Where the effective date for the current market index is after the share class launch date, full history is available from Fidelity.

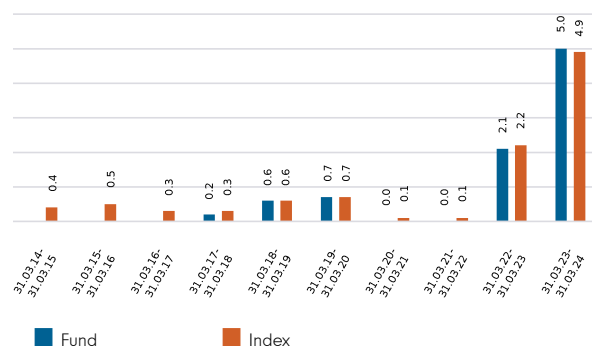
Cumulative performance in GBP (rebased to 100)



Performance is shown for the last five years (or since launch for funds launched within that period).

Performance for 12 month periods in GBP (%)

Performance for 12 month periods in GBP (%)



Performance for calendar years in GBP (%)

Performance to 31.03.24 in GBP (%)

	1m	3m	YTD	1yr	3yr	5yr	Since 21.10.16*
Fund cumulative growth	0.4	1.3	1.3	5.0	7.3	8.0	103.4
Index cumulative growth	0.4	1.2	1.2	4.9	7.4	8.2	60.3
Fund annualised growth	-	-	-	5.0	2.4	1.5	2.3
Index annualised growth	-	-	-	4.9	2.4	1.6	1.5
Ranking within Peer Group Universe							
W Accumulation Shares	6	5	5	4	4	4	
Total number of funds	9	9	9	9	9	8	
Quartile ranking**	3	3	3	2	2	2	

Fidelity Investment Funds (FIF) – Fidelity Cash Fund launched on 21 October 2016. Performance before this date relates to the Fidelity Cash Fund (Unit Trust) which merged into the FIF – Fidelity Cash Fund on 21 October 2016. Source of fund performance is Fidelity. Performance is excluding initial charge. Basis: bid-bid with income reinvested, in GBP, net of fees. Market indices are sourced from RIMES and other data is sourced from third-party providers such as Morningstar.

*Performance commencement date.

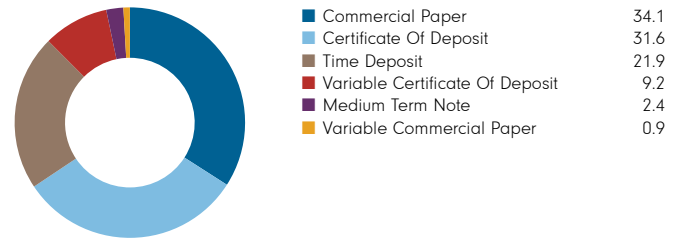
**Quartile rank is for the fund's primary share class as identified by Morningstar, which may be different than the share class detailed in this factsheet and refers to performance over time rated on a scale of 1-4. A ranking of 1 indicates that the item being ranked is in the top 25% of the sample and so on. Rankings are based on a performance record that is included in the Peer Group Universe. In line with Investment Association methodology, this record may include a track record extension from a legacy share class and the record may not be the same class of this factsheet. Quartile ranking is an internal Fidelity International calculation. Ranking may vary by share class.

Figures may not always sum to totals due to rounding

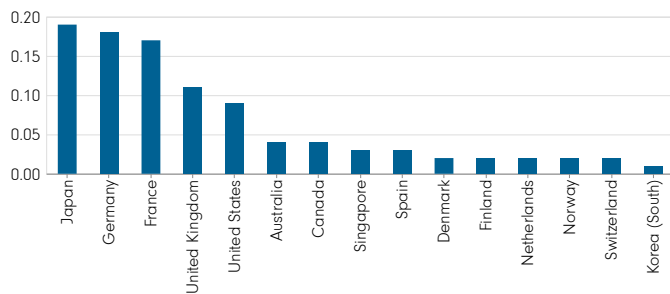
Top 10 holdings (% TNA)

	Fund
LANDESBANK BADEN-WUERT (UNGTD)	8.2
LANDESBANK HESS-THURNGN(UNGTD)	6.8
MIZUHO CORPOR BK LIMITED LONDON BRH	3.4
DZ BANK AG DEUT ZENT GENOSBANK	3.4
NATIONWIDE BUILDING SOC(UNGTD)	3.4
SG ISSUER SA	2.4
MITSUBISHI CORP FINANCE PLC	2.0
UBS AG LON BRANCH	2.0
JYSKE BANK AS	1.7
CHESHAM FINANCE LTD / CHESHAM FINANCE LLC	1.7

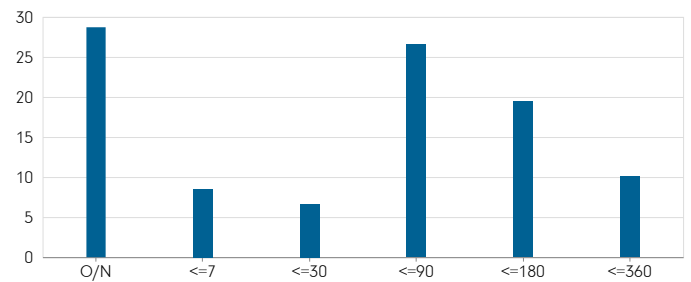
Asset Allocation (% TNA)



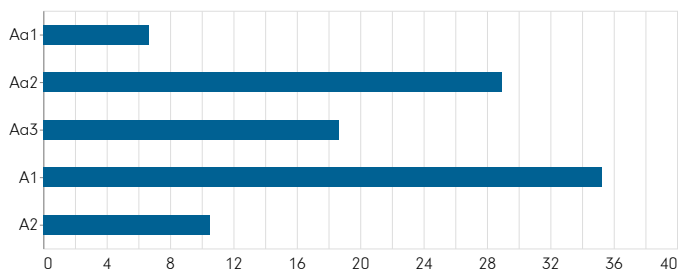
Country Exposure (% TNA)



Maturity Profile (market value weighted %)



Credit Rating (% TNA)



Glossary / additional notes

Ongoing charges

The ongoing charges figure represents the charges taken from the fund over a year. It is calculated at the fund's financial year end and may vary from year to year. For classes of funds with fixed ongoing charges, this may not vary from year to year. For new classes of funds or classes undergoing corporate actions (eg amendment to annual management charge), the ongoing charges figure is estimated until the criteria are met for an actual ongoing charges figure to be published.

The types of charges included in the ongoing charges figure are management fees, administration fees, custodian and depositary fees and transaction charges, shareholder reporting costs, regulatory registration fees, Directors fees (where applicable) and bank charges.

It excludes: performance fees (where applicable); portfolio transaction costs, except in the case of an entry/exit charge paid by the fund when buying or selling units in another collective investment undertaking.

For more information about charges (including details of the fund's financial year end), please consult the charges section in the most recent Prospectus.

Historic yield

The historic yield for a fund is calculated based on the average of the last 30 days of annualised yields.

Distribution yield

The Distribution Yield reflects the amounts that may be expected to be distributed over the next twelve months as a percentage of the mid-market unit price of the fund as at the date shown and is based on a snapshot of the portfolio on that day. It includes the fund's ongoing charges but does not include any preliminary charge and investors may be subject to tax on distributions.

Independent Assessment

Scope Fund Rating: The rating measures how well a fund has balanced risk and reward relative to its peers. The rating is based solely on performance for funds with a five year track record. Funds with a shorter history also undergo qualitative assessment. For example, this may include looking at management style. The rating scale is A = very good, B = good, C = average, D = below average and E = poor.

Morningstar Star Rating for Funds: The rating measures how well a fund has balanced risk and reward relative to its peers. Star ratings are strictly based on past performance and Morningstar suggests investors use them to identify funds that are worthy for further research. The top 10% of funds in a category will receive a 5-star rating and the next 22.5% receive a 4-star rating. Only ratings of 4 or 5 stars are displayed on the factsheet.

Primary share class: is identified by Morningstar when the analysis calls for only one share class per fund to be in the peer group. It is the share class Morningstar recommends as the best proxy for the portfolio for the relevant market and category/GIF combination. In most cases the share class chosen will be the most retail version (based upon actual management charge, inception date, distribution status, currency and other factors) unless a share class that is less retailed focused has a much longer track record. It is different to the oldest share class data point in that it is on an available for sale level and not all markets will have the oldest share class for sale in that region. The Primary share class is also based on category so each available for sale/category combination for the fund will have its own primary share class.

Important Information

This is a marketing communication. This information must not be reproduced or circulated without prior permission.

Fidelity only offers information on products and services and does not provide investment advice based on individual circumstances, other than when specifically stipulated by an appropriately authorised firm, in a formal communication with the client.

Fidelity International refers to the group of companies which form the global investment management organisation that provides information on products and services in designated jurisdictions outside of North America. This communication is not directed at, and must not be acted upon by persons inside the United States and is otherwise only directed at persons residing in jurisdictions where the relevant funds are authorised for distribution or where no such authorisation is required.

Unless otherwise stated all products and services are provided by Fidelity International, and all views expressed are those of Fidelity International. Fidelity, Fidelity International, the Fidelity International logo and F symbol are registered trademarks of FIL Limited.

FIL Limited assets and resources as at 28/02/2023 - data is unaudited. Research professionals include both analysts and associates. Fidelity Investment Funds, Fidelity Investment Funds 2, Fidelity Investment Funds III, Fidelity Investment Funds IV, Fidelity Investment Funds VIII and Fidelity Investment Funds IX are open-ended investment companies (OEICs) with variable capital, incorporated in England and Wales, being authorised and regulated by the Financial Conduct Authority. The Authorised Corporate Director of these OEICs is FIL Investment Services (UK) Limited.

Data Source - © 2024 Morningstar, Inc. All Rights Reserved. The information contained herein:

- (1) is proprietary to Morningstar and/or its content providers;
- (2) may not be copied or distributed; and
- (3) is not warranted to be accurate, complete or timely. Neither Morningstar nor its content providers are responsible for any damages or losses arising from any use of this information.

This share class is registered and distributed in the following locations: United Kingdom.

United Kingdom : Investments should be made on the basis of the KIID (key investor information document) which is available at www.fidelity.co.uk The full prospectus may also be obtained from Fidelity. Issued by FIL Investment Services (UK) Limited, a firm authorised and regulated in the UK by the Financial Conduct Authority. This document may be provided to you by a distributor, including a Fidelity International distributor such as FIL Pensions Management or Financial Administration Services Limited, both of which are authorised and regulated by the Financial Conduct Authority.

CSO4925 CL1305901/NA GB_English 35349 T11b