

HSBC Investment Funds

Monthly Income Fund

Monthly report 31 March 2024 | Share class Acc C



Investment objective

The Fund aims to provide a monthly income together with growth in the long term, which is a period of five years or more.



Investment strategy

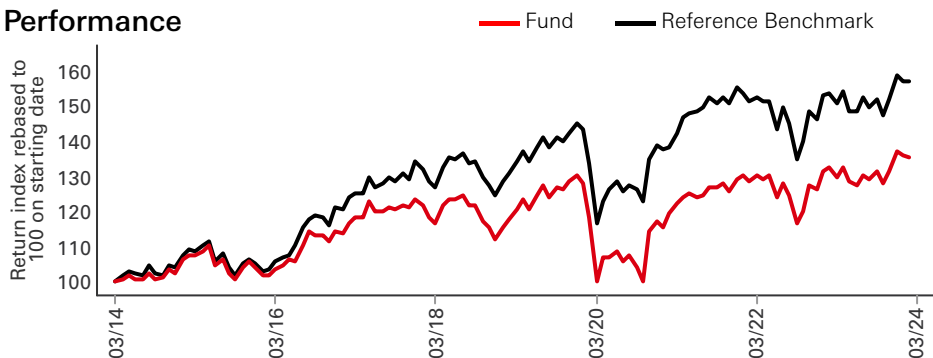
To achieve its objective the Fund will invest at least 80% of its value in a combination of shares (equities) of UK companies and bonds issued by UK companies. UK companies are those that are based in the UK or earn at least 80% of their revenue from the UK. Under normal market conditions, the asset allocation of the Fund is 70% in shares of companies and 30% in bonds. These percentages will fluctuate based upon market movement. The Fund is managed with reference to the FTSE All-Share Index and Markit iBoxx GBP Corporates Index. The FTSE All-Share Index and Markit iBoxx GBP Corporates Index are considered as part of our investment risk monitoring process, to check that the overall level of risk taken by the fund manager is not inconsistent with the UK equities market and sterling corporate bond market. The performance of the Fund is therefore shown against the performance of a combined benchmark consisting of a weighting of 70% FTSE All-Share Index and 30% Markit iBoxx GBP Corporates Index.



Main risks

- The value of investments and any income from them can go down as well as up and you may not get back the amount originally invested.
- Where overseas investments are held the rate of currency exchange may cause the value of such investments to go down as well as up.
- The Fund invests in bonds whose value generally falls when interest rates rise. This risk is generally greater the longer the maturity of a bond investment and the higher its credit quality. The issuers of certain bonds, could become unwilling or unable to make payments on their bonds and default. Bonds that are in default may become hard to sell or worthless. The value of investible securities can change over time due to a wide variety of factors, including but not limited to: political and economic news, government policy, changes in demographics, cultures and populations, natural or human-caused disasters etc.

Performance



Share class details

Key metrics

NAV per share	GBP 3.59
Performance 1 month	4.11%
Sharpe ratio 3 years	0.23

Fund facts

UCITS V compliant	Yes
UK reporting fund status (UKRS)	Yes
ISA eligible	Yes
Dividend treatment	Accumulating
Distribution frequency	Monthly
Dividend ex-date	16 January 2020
Dealing frequency	Daily
Valuation time	12:00 United Kingdom

Share class base currency	GBP
Domicile	United Kingdom
Inception date	3 December 2012
Fund size	GBP 80,049,830
Reference benchmark	30% Markit iBoxx GBP Corporates Index 70% FTSE All Share Index
Managers	Justin Turner Mohamed Imtiaz Siddeeq

Fees and expenses

Minimum initial investment ¹	GBP 1,000,000
Ongoing charge figure ²	0.600%

Codes

ISIN	GB00B80H8680
Bloomberg ticker	HSMINCA LN
SEDOL	B80H868

¹Please note that initial minimum subscription may vary across different distributors
²Ongoing Charges Figure is an estimate due to a change of fee structure.

Past performance does not predict future returns. The figures are calculated in the share class base currency, dividend reinvested, net of fees.

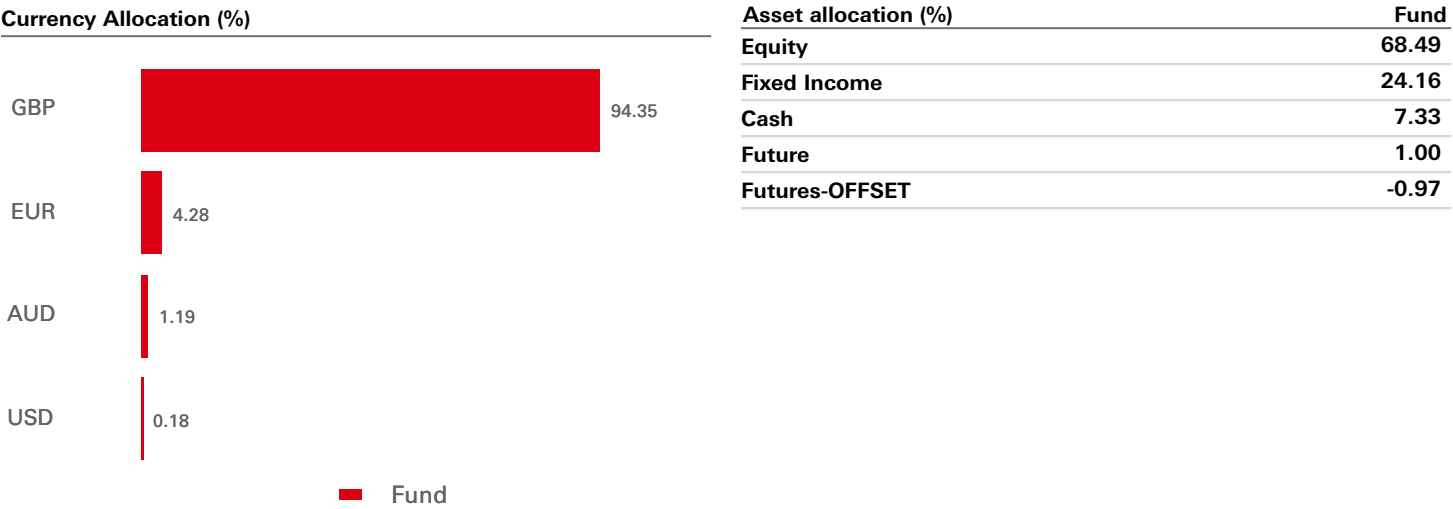
This is a marketing communication. Please refer to the prospectus and to the KID before making any final investment decisions.

For definition of terms, please refer to the Glossary QR code and Prospectus.

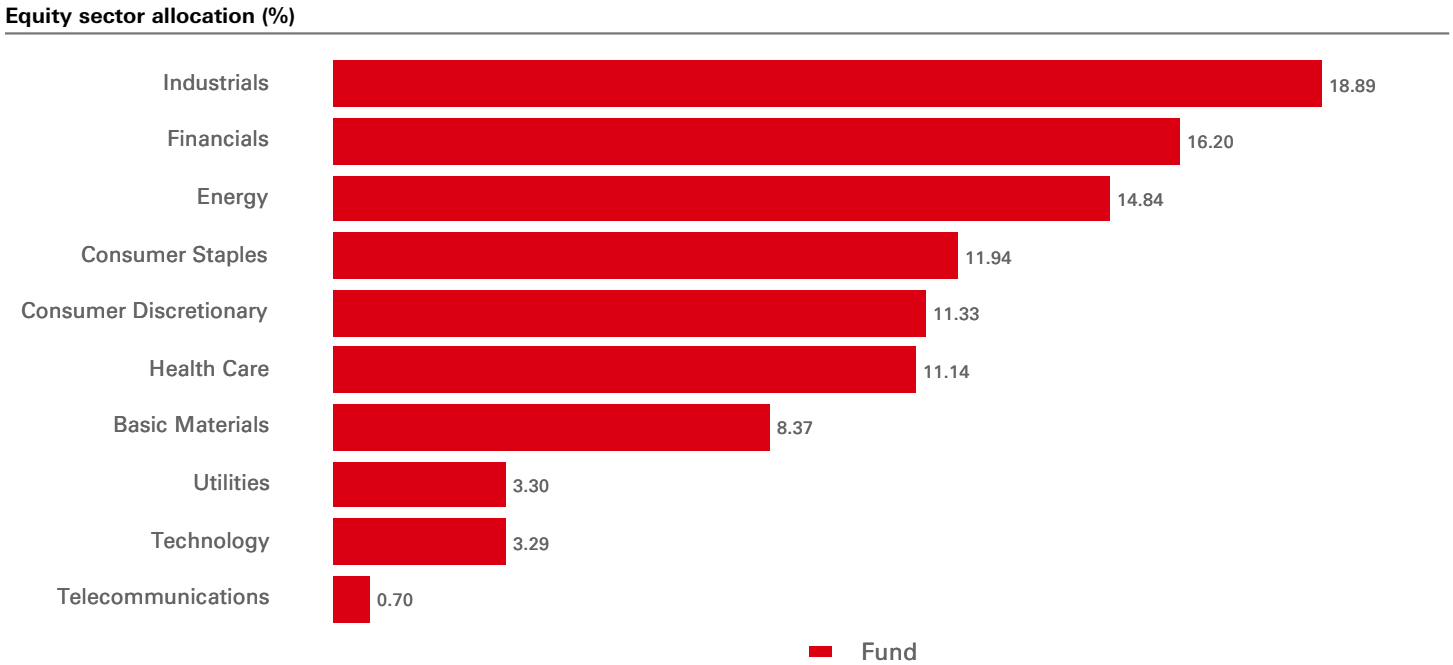
Source: HSBC Asset Management, data as at 31 March 2024

Performance (%)	YTD	1 month	3 months	6 months	1 year	3 years ann	5 years ann	10 years ann
Acc C	2.69	4.11	2.69	7.29	8.45	4.76	3.13	3.50
Reference Benchmark	2.55	3.85	2.55	7.38	8.19	4.64	3.93	5.01

Rolling performance (%)	31/03/23-31/03/24	31/03/22-31/03/23	31/03/21-31/03/22	31/03/20-31/03/21	31/03/19-31/03/20	31/03/18-31/03/19	31/03/17-31/03/18	31/03/16-31/03/17	31/03/15-31/03/16	31/03/14-31/03/15
Acc C	8.45	-0.02	6.04	22.10	-16.90	3.71	-1.38	14.05	-3.89	7.84
Reference Benchmark	8.19	-1.22	7.22	21.75	-13.08	5.80	1.38	18.49	-2.63	8.66



Top 10 holdings	Weight (%)
Shell PLC	5.92
BP PLC	4.24
GSK PLC	3.92
BAE Systems PLC	3.52
HSBC Holdings PLC	3.24
AstraZeneca PLC	3.10
Rio Tinto PLC	2.70
Compass Group PLC	2.55
Barclays PLC	2.20
Next PLC	2.03



Instrument type allocation (%)	Fund	Reference Benchmark	Relative
Corporate Bond	59.49	--	--
Euro Medium Term Note	26.37	--	--
Government Bond	10.59	--	--
Perpetual Bonds	3.54	--	--

Monthly performance commentary

Equity

At sector level, stock selection was positive for the month. Positive performance came from Consumer Discretionary and Financials, though this was offset by negative stock selection in Basic Materials and Health Care.

Consumer Staples security, RECKITT BENCKISER GROUP PLC with total effect 0.23% is the top contributor. Additionally, Financials security, NATWEST GROUP PLC was the second largest contributor with total effect 0.18%. Consumer Discretionary security, RELX PLC also contributed with total effect 0.17%.

On the other side, detractors included Basic Materials security GLENCORE PLC with total effect -0.23%, Industrials holding, ROLLS-ROYCE HOLDINGS PLC with total effect -0.15%, and Industrials holding, IBSTOCK PLC with total effect -0.13%.

During this period, no positions were opened or were closed.

Sector allocation effects are residual to stock selection. At sector level, effects were positive, given an overweight exposure to Basic Materials.

Fixed Income

The fixed income assets value increased in March by 1.66%, underperforming the benchmark by 11bps. Global government bond yields rose over the month, as central bankers endeavored to pare back expectations of near-term rate cuts amid unexpectedly strong economic growth. IG, HY and EM credit markets tightened over the month.

Outlook

March was another strong month for credit markets with excess returns adding to the positive contribution from rates markets. All spread markets tightened in March. Global investment grade tightened 6.5bp [Bloomberg Global Aggregate Corporate Index] while global high yield tightened 8bp [ICE BofA Global High Yield Index]. Emerging markets performed strongly, with JP Morgan's Emerging Bond Global Government Index tightening 21bp driven by EM HY which tightened 20bp while EM IG tightened 4bp. Asia HY also generated a positive return of around 2%.

We continue to rotate out of securities we consider fully valued and into new investment opportunities. Over the balance of 2024, we consider stock selection supported by fundamental research will be important driver of portfolio resilience and return in a lower spread environment.

Risk disclosures

- Liquidity is a measure of how easily the Fund’s holdings can be quickly converted to cash. The value of the Fund’s holdings may be significantly impacted by liquidity risk during adverse market conditions.
- Further information on the potential risks can be found in the Key Information Document (KID) and/or the Prospectus or Offering Memorandum.

Index disclaimer

Neither Markit, its Affiliates or any third party data provider makes any warranty, express or implied, as to the accuracy, completeness or timeliness of the data contained herewith nor as to the results to be obtained by recipients of the data. Neither Markit, its Affiliates nor any data provider shall in any way be liable to any recipient of the data for any inaccuracies, errors or omissions in the Markit data, regardless of cause, or for any damages (whether direct or indirect) resulting therefrom. Markit has no obligation to update, modify or amend the data or to otherwise notify a recipient thereof in the event that any matter stated herein changes or subsequently becomes inaccurate. Without limiting the foregoing, Markit, its Affiliates, or any third party data provider shall have no liability whatsoever to you, whether in contract (including under an indemnity), in tort (including negligence), under a warranty, under statute or otherwise, in respect of any loss or damage suffered by you as a result of or in connection with any opinions, recommendations, forecasts, judgments, or any other conclusions, or any course of action determined, by you or any third party, whether or not based on the content, information or materials contained herein. Copyright © 2023, Markit Indices Limited.

Source: HSBC Asset Management, data as at 31 March 2024

Follow us on:



For more information please contact us at E-mail:
Wholesale.clientservices@hsbc.com.
www.assetmanagement.hsbc.com/uk
To help improve our service and in the interests of security we may record and/or monitor your communication with us.

Glossary



Important information

The Industry Classification Benchmark ("ICB") is owned by FTSE International Limited ("FTSE"). "FTSE®" is a trademark of London Stock Exchange Group companies is used by FTSE under licence. FTSE does not accept any liability to any person for any loss or damage arising out of any error or omission in the ICB.

The material contained herein is for marketing purposes and is for your information only. This document is not contractually binding nor are we required to provide this to you by any legislative provision. It does not constitute legal, tax or investment advice or a recommendation to any reader of this material to buy or sell investments. You must not, therefore, rely on the content of this document when making any investment decisions.

This material is not intended for distribution to or use by any person or entity in any jurisdiction or country where such distribution or use would be contrary to law or regulation. This material is not and should not be construed as an offer to sell or the solicitation of an offer to purchase or subscribe to any investment.

Any views expressed were held at the time of preparation and are subject to change without notice. While any forecast, projection or target where provided is indicative only and not guaranteed in any way. HSBC Global Asset Management (UK) Limited accepts no liability for any failure to meet such forecast, projection or target.

This fund is a sub-fund of HSBC Investment Funds, an Open Ended Investment Company that is authorised in the UK by the Financial Conduct Authority. The Authorised Corporate Director and Investment Manager is HSBC Global Asset Management (UK) Limited. All applications are made on the basis of the HSBC Investment Funds prospectus, Key Investor Information Document (KIID), Supplementary Information Document (SID) and most recent annual and semi annual report, which can be obtained upon request free of charge from HSBC Global Asset Management (UK) Limited, 8, Canada Square, Canary Wharf, London, E14 5HQ, UK, or the local distributors. Investors and potential investors should read and note the risk warnings in the prospectus and relevant KIID and additionally, in the case of retail clients, the information contained in the supporting SID. To help improve our service and in the interests of security we may record and/or monitor your communication with us. HSBC Global Asset Management (UK) Limited provides information to Institutions, Professional Advisers and their clients on the investment products and services of the HSBC Group.

Approved for issue in the UK by HSBC Global Asset Management (UK) Limited, who are authorised and regulated by the Financial Conduct Authority. www.assetmanagement.hsbc.co.uk

Copyright © HSBC Global Asset Management (UK) Limited 2024. All rights reserved.

Further Information can be found in the prospectus and in our Key Investor Information Documents published in our Fund Centre at www.assetmanagement.hsbc.co.uk