

Sanlam Investments UK

Sanlam Investments UK is the global asset management arm of Sanlam Limited – a large South African financial services group, with over 100 years of heritage, listed on the Johannesburg Stock Exchange with a market cap of £5bn, £58bn under management and a AA(+) credit rating from FitchRatings. We are a boutique asset manager with a range of 16 specialist funds with just over £5bn in AUM. We are an investment led firm that places great emphasis on its clients and their investment outcomes. We specialise in running concentrated, high-alpha portfolios. All figures to Dec 2022.

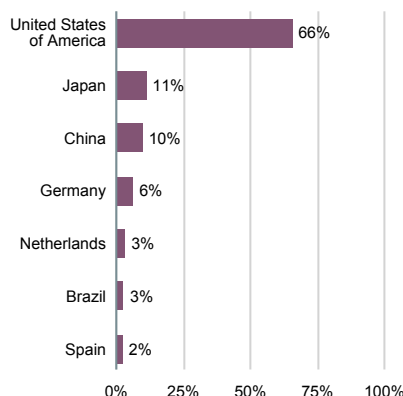
Fund Overview

The fund is a long only diversified portfolio investing in companies that are engaged in the main activities associated with AI, whether through research and development, and/or in the provision of services, or in the transformational adoption of such services. The fund was created to capture this opportunity and invests globally on an unconstrained basis.

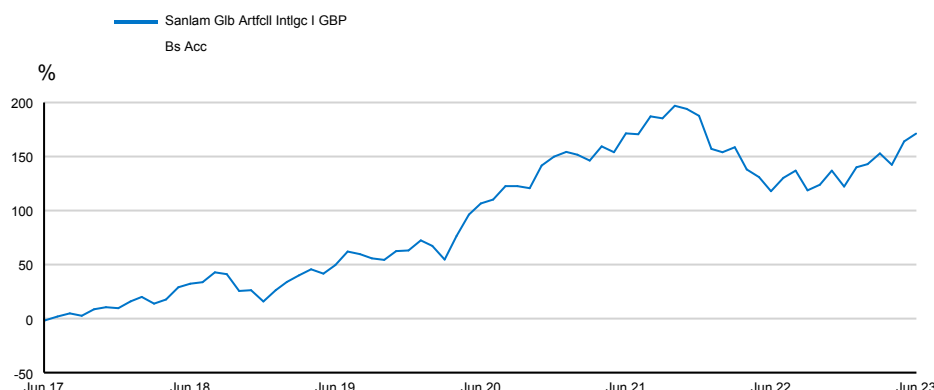
Top Ten Holdings

NVIDIA Corp	6.2%
Microsoft	5.5%
Alphabet	5.5%
Netflix Inc	3.2%
Keyence Corp	3.1%
Tesla	3.0%
Advantest Corp	2.9%
Hitachi Ltd	2.9%
Siemens Healthineers	2.8%
SAP SE	2.7%

Geographic Allocation



Performance Since Inception



Past performance is not a guide to future performance.

The above performance is based on the largest share class in the Fund by AUM and is not available to retail clients. The fund offers other share classes, some of them may be more expensive (which would affect performance), or have a longer track record. Source: Morningstar

*Effective 29 July 2022 the fund management company changed from Smith & Williamson Investment Management Limited to Sanlam Asset Management Ireland, following the change of management company the original ISIN IE00BYPF3314 was replaced by the new ISIN IE000IKG3JC0. The track record shown includes all historical performance from the previous ISIN. The fund objectives remain unchanged.

This document is marketing material. Before investing, please read the Prospectus and the KID/ KIID. Always seek professional financial advice before investing.

Fund Information

Fund AUM (GBP)	711,339,389
Fund Launch Date	23 June 2017*
Base Currency	Pound Sterling
IA Sector	Specialist
Morningstar Category	Sector Equity Technology
Fund Type	OEIC
Management Company	SAMI
Administrator	BBH Ireland
Dealing Deadline	14.00
Valuation Point	23.59
Settlement Period	T+3
Risk Reward Indicator	6
3yr Volatility	17.01

Ratings

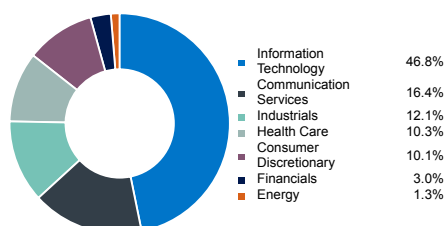
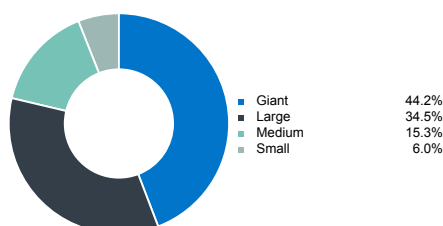


Annualised Performance - Figures for periods under 12 months are cumulative

	1mth	YTD	1yr	3yr	5yr	Since Inception
I GBP Acc	2.7	22.0	24.4	9.5	15.4	18.1
I2 GBP Acc	2.7	21.8	24.0	9.1	15.0	17.7

Annual Discrete Performance

12 months	Jun-23	Jun-22	Jun-21	Jun-20	Jun-19
I GBP Acc	24.4	-19.7	31.3	38.0	12.9
I2 GBP Acc	24.0	-19.9	30.9	37.6	12.6

Sector Allocation

Market Cap Allocation

Share Class Information

	Inception Date	ISIN	Bloomberg	SEDOL	AMC	OCF	Price	Minimum Investment
I GBP Acc	23/06/2017*	IE000IKG3JC0	SWARTIZ	BNYN9Q4	0.38	0.50	2.71	25,000,000
I2 GBP Acc	23/06/2017*	IE0008K4TUD3	SWARTIB	BNYN9K8	0.68	0.80	2.66	1,000,000

Sanlam ESG Policy

Sanlam Investments UK recognises and embraces our duty to act as responsible long-term stewards of our client's assets. We believe that environmental, social and governance (ESG) risk and opportunity factors can have a material impact on investment returns and client outcomes. As such, we believe our decisions must support, and not undermine, the long-term sustainability of capital markets, economies, and society. We believe that we are responsible for crafting financial futures for our clients and, as such, need to be responsible stewards of our clients' assets. Our primary aim is to provide our clients with investment solutions and strategies that meet their unique needs and deliver sustainable, risk-adjusted, long-term performance.

Management Team
Chris Ford

Chris is co-manager of the Sanlam Artificial Intelligence Fund. Prior to joining Sanlam in January 2021 he worked at Smith & Williamson which he joined in May 2015. Chris has over 20 years of experience and holds a BA (Hons) in Music, an MMus, an MBA and the IMC.

Tim Day

Tim is co-manager of the Sanlam Artificial Intelligence Fund. Prior to joining Sanlam in January 2021 Tim worked at Smith & Williamson which he joined in May 2015. Tim has nearly 35 years of experience and holds a BSc (Hons) in Social Sciences, History and Philosophy.

Contact Us
Sanlam Investments

Monument Place
24 Monument Street
London, EC3R 6AJ
T +44 (0) 20 3116 4000
sienquiries@sanlam.co.uk

Bruce Simpson

Head of Distribution
T +44 (0) 20 3316 4064
Bruce.Simpson@sanlam.co.uk

Tom Conquest

Head of Sales - UK Wholesale
T +44 (0)7739 321851
Tom.Conquest@sanlam.co.uk

Andy Groves

Account Director
T +44 (0)7917 580592
Andrew.Groves@sanlam.co.uk

Ben Hall

Account Director
T +44 (0)1732 227836
Ben.Hall@sanlam.co.uk

For further information please visit:

www.sanlam.co.uk

Risk Factors & Glossary

The Fund may invest in shares of companies listed on stock exchanges in the United Kingdom, and outside the United Kingdom, exchange rate fluctuations may cause the value of investments to go down as well as up. Investing in companies based in emerging markets may involve additional risks due to greater political, economic, regulatory risks, among other factors. The Fund may invest in derivatives for the purposes of efficient portfolio management and hedging. The value of this portfolio is subject to fluctuation and past performance is not necessarily a guide to future performance. The performance is calculated for the portfolio and the actual individual investor performance will differ as a result of initial fees, the actual investment date, the date of reinvestment and dividend withholding tax. All terms exclude costs. Fluctuations or movements in exchange rates may cause the value of underlying investments to go up or down. Do remember that the value of participatory interests or the investment and the income generated from them may go down as well as up and is not guaranteed, therefore, you may not get back the amount originally invested and potentially risk total loss of capital. Therefore, the Manager does not provide any guarantee either with respect to the capital or the return of a portfolio.

AMC – Annual Management Charge

A charge covering the costs associated with managing the fund. Although it is expressed in an annual percentage figure, the charge is usually taken in 12 monthly amounts.

OCF - Ongoing Charges Figure

This is a figure representing all annual charges and other operating charges taken from the fund. This includes the AMC.

AUM – Assets Under Management

The total market value of the investments held in this fund.

Annualised performance

The rate of growth the fund makes each year over the specified period.

Discrete Performance

The performance of the fund between two fixed, specific time periods.

Base Currency

The currency in which the net asset value of each portfolio is calculated.

Market Cap allocation

The percentage of the fund's assets that are invested in companies having market capitalisation of a particular size (the total value of a company's shares).

Market Capitalisation Exposure

The percentage of the fund's assets that are invested in companies having market capitalisation of a particular size.

Share Class

Share class is a designation applied to a share in a fund. Different share classes within the same fund will confer different rights on their owners, and potentially restrictions on ownership.

Price / NAV per Share

The price (or NAV per share) is an expression for net asset value that represents a fund's value per share. It is calculated by dividing the total net asset value of the fund or company by the number of shares outstanding.

Risk reward indicator

Used to indicate the level of risk of a fund by providing a number from 1 to 7, with 1 representing low risk and 7 representing high risk.

Volatility

A figure for how much the fund's returns deviate from the average returns over a period.

Important Information

This document is marketing material. Issued and approved by Sanlam Investments UK Investments Ltd which is authorised and regulated by the Financial Conduct Authority (FRN 459237) having its registered office at 24 Monument Street, London, EC3R 8AJ. Collective Investment Schemes are traded at ruling prices and can engage in borrowing and scrip lending. Collective Investment Schemes (CIS) are generally medium to long term investments. A schedule of fees and charges and maximum commissions is available on request free of charge from the Authorised Corporate Director, the Investment Manager or at www.sanlam.co.uk. A full summary of investor rights can also be found online at <https://www.sanlam.com/ireland/Documents/SAMI%20Shareholder%20Engagement%20Policy.pdf>. Documents are provided in English. The UCITS Management Company has the right to terminate the arrangements made for the marketing of funds in accordance with the UCITS Directive.

The Fund is a sub-fund of the MLC Global Multi Strategy UCITS Funds Plc, a company incorporated with limited liability as an open-ended umbrella investment company with variable capital and segregated liability between sub-funds under the laws of Ireland and authorised by the Central Bank. The Fund is managed by Sanlam Asset Management (Ireland) Limited, Beech House, Beech Hill Road, Dublin 4, Ireland, Tel + 353 1 205 3510, Fax + 353 1 205 3521 which is authorised by the Central Bank of Ireland, as a UCITS Management Company, an Alternative Investment Fund Manager, and is licensed as a Financial Service Provider in terms of Section 8 of the South African FAIS Act of 2002. Sanlam Asset Management is a registered business name of Sanlam Asset Management (Ireland) Limited. Sanlam Asset Management has appointed Sanlam Investments UK Ltd as Investment Manager to this fund. This document is provided to give an indication of the investment and does not constitute an offer/invitation to sell or buy any securities in any fund managed by us nor a solicitation to purchase securities in any company or investment product. It does not form part of any contract for the sale or purchase of any investment. The information contained in this document is for guidance only and does not constitute financial advice.

The fund price is calculated on a net asset value basis, which is the total value of all assets in the portfolio including any income and expense accruals. Trail commission and incentives may be paid and are for the account of the manager. Performance figures quoted are from Sanlam Investments and are

shown net of fees. Performance figures for periods longer than 12 months are annualized. NAV to NAV figures are used. Calculations are based on a lump sum investment. Please note that all Sanlam Funds carry some degree of risks which may have an adverse effect on the future value of your investment. Any offering is made only pursuant to the relevant offering document, together with the current financial statements of the relevant fund, and the relevant subscription/application forms, all of which must be read in their entirety together with the Funds prospectus, the Fund supplement and the KIID. All these documents explain different types of specific risks associated with the investment portfolio of each of our products and are available free of charge from sanlam.co.uk. No offer to purchase securities will be made or accepted prior to receipt by the offeree of these documents, and the completion of all appropriate documentation. Use or rely on this information at your own risk. Independent professional financial advice should always be sought before making an investment decision as not all investments are suitable for all investors. The Manager has the right to close any Portfolios to new investors to manage them more efficiently in accordance with their mandates. Collective Investment Schemes are traded at ruling prices and can engage in borrowing and scrip lending. Collective Investment Schemes (CIS) are generally medium to long term investments. A schedule of fees and charges and maximum commissions is available on request free of charge from the Manager, the Investment Manager or at www.sanlam.co.uk. This document is marketing material and is not intended as a recommendation to invest in any particular asset class, security or strategy.

MSCI ESG Research LLC's ("MSCI ESG") Fund Metrics products (the "Information") provide environmental, social and governance data with respect to underlying securities within more than 23,000 multi-asset class Mutual Funds and ETFs globally. MSCI ESG is a Registered Investment Adviser under the Investment Advisers Act of 1940. MSCI ESG materials have not been submitted to, nor received approval from, the US SEC or any other regulatory body. None of the Information constitutes an offer to buy or sell, or a promotion or recommendation of, any security, financial instrument or product or trading strategy, nor should it be taken as an indication or guarantee of any future performance, analysis, forecast or prediction. None of the Information can be used to determine which securities to buy or sell or when to buy or sell them. The Information is provided "as is" and the user of the Information assumes the entire risk of any use it may make or permit to be made of the Information.

Morningstar® Essentials Quantitative (Star Rating)

© 2022 Morningstar. All Rights Reserved. The information contained herein: (1) is proprietary to Morningstar and/or its content providers; (2) may not be copied or distributed; and (3) is not warranted to be accurate, complete or timely. Neither Morningstar nor its content providers are responsible for any damages or losses arising from any use of this information. Past performance is no guarantee of future results. For more detailed information about the Morningstar Rating, including its methodology, please go to: https://s21.q4cdn.com/198919461/files/doc_downloads/othr_disclosure_materials/MorningstarRatingforFunds.pdf