

Legal & General MSCI World Socially Responsible Investment (SRI) Index Fund

Unit Trust (UK UCITS compliant) I-Class GBP

Base currency: GBP

Domicile: UK



FUND AIM

The objective of the Fund is to track the performance of the MSCI World SRI Index, the "Benchmark Index" on a net total return basis before fees and expenses are applied. Fund performance may differ from the Benchmark Index due to the deduction of fees and expenses and the impact of any tracking error factors.

RISK AND REWARD PROFILE



The synthetic risk and reward indicator (SRRI) is based on the historic volatility of the fund's value and it may change in the future.

This fund is in category 6 because it invests in company shares which generally provide higher rewards and higher risks than other investments such as bonds, cash or commercial property.

For more information, please refer to the Key Risks section on page 3.

WHO IS THIS FUND FOR?

- This Fund may be suitable for investors looking for growth from an investment in Global company shares that confirm to a range of Ethical and Environmental guidelines.
- Although investors can take their money out at any time, this fund may not be appropriate for those who plan to withdraw their money within five years.
- This fund is not designed for investors who cannot afford more than a minimal loss of their investment.
- If you do not understand this document we recommend you seek additional information to help you decide if this fund is right for you.

FUND FACTS

Fund size	Fund launch date
£461.1m	5 Jul 1999
Historical yield	
1.3%	

COSTS

Initial charge	Ongoing charge
0.00%	0.25%
Price basis	Dilution adjustment
Single swing	0.14%- round trip

BENCHMARKS

Target benchmark
MSCI World SRI Index

PERFORMANCE (%)



	1 month	3 months	1 year	3 years	5 years
■ Fund	2.71	8.25	19.31	42.57	47.56
■ Index	3.85	8.43	20.12	46.01	42.68
Relative to Index	-1.14	-0.18	-0.81	-3.44	4.88

12 MONTH PERFORMANCE TO MOST RECENT QUARTER (%)

12 months to 31 December	2023	2022	2021	2020	2019
Fund	20.45	-12.85	26.68	-8.33	29.27
Index	21.23	-12.31	28.04	-10.35	19.19
Relative to Index	-0.78	-0.54	-1.36	2.02	10.08

Performance for the I Inc unit class in GBP, launched on 26 August 2005. Source: Lipper. Performance assumes all fund charges have been taken and that all income generated by the investments, after deduction of tax, remains in the fund. Please note, the benchmark is priced at the close whereas the fund is priced earlier. This can lead to artificially high tracking difference stated on the factsheet.

Past performance is not a guide to the future.

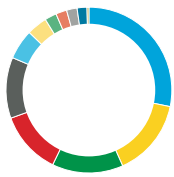
FUND SNAPSHOT

- **What does it invest in?** Invests primarily in shares that make up the index, issued by medium to large companies from developed countries. The Fund may also use derivatives.
- **How does it invest?** Passively managed, aiming to replicate the performance of the index.



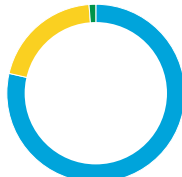
PORTFOLIO BREAKDOWN

All data sources are a combination of LGIM and the Fund Accountant unless otherwise stated. Totals may not sum to due to rounding. In order to minimise transaction costs, the Fund will not always own all the assets that constitute the index and on occasion it will own assets that are not in the index. The number of fund holdings can also differ from the index due to corporate events and proxy holdings.



SECTOR (%)

Technology	28.2
Consumer Discretionary	15.1
Financials	13.9
Industrials	12.3
Health Care	11.9
Consumer Staples	5.8
Basic Materials	4.0
Real Estate	2.3
Energy	2.1
Utilities	2.1
Telecommunications	1.9



MARKET CAPITALISATION (%)

Large	78.6
Mid	20.2
Small	1.2













■ Top 10 holdings 35.1%
■ Rest of portfolio 64.9%

No. of holdings in fund 402

TOP 10 HOLDINGS (%)

Microsoft	17.6
Tesla	3.5
Novo Nordisk B	2.4
ASML	2.3
Home Depot	2.3
Adobe	1.5
Coca-Cola Co	1.5
Pepsico	1.4
Linde Plc/Old	1.3
Walt Disney Co	1.3

COUNTRY (%)

 United States	69.0
 Japan	6.5
 Canada	3.7
 United Kingdom	3.5
 France	3.3
 Netherlands	3.2
 Denmark	3.2
 Switzerland	1.8
 Germany	1.6
 Other	4.4

Celebrating
25+
Years

INDEX FUND MANAGEMENT TEAM

The Index Fund Management team comprises 25 fund managers, supported by two analysts. Management oversight is provided by the Global Head of Index Funds. The team has average industry experience of 15 years, of which seven years has been at LGIM, and is focused on achieving the equally important objectives of close tracking and maximising returns.

KEY RISKS

- The value of an investment and any income taken from it is not guaranteed and can go down as well as up; you may not get back the amount you originally invested.
- The fund could lose money if any institution providing services such as acting as counterparty to derivatives or other instruments, becomes unwilling or unable to meet its obligations to the fund.
- Derivatives are highly sensitive to changes in the value of the asset on which they are based and can increase the size of losses and gains.
- The fund may have underlying investments that are valued in currencies that are different from sterling (British pounds). Exchange rate fluctuations will impact the value of your investment. Currency hedging techniques may be applied to reduce this impact but may not entirely eliminate it.

For more information, please refer to the key investor information document on our website [↗](#)

LATEST DISTRIBUTION INFORMATION

For distributing unit classes, the latest payments are shown below. Please note that these payments are not guaranteed, are at the discretion of the manager and may be paid out of capital.

Type	Ex-div date	Pay date	Pence per unit
Final	13 Dec 23	12 Feb 24	0.48p
Interim	13 Jun 23	12 Aug 23	0.64p
Final	13 Dec 22	12 Feb 23	0.44p
Interim	13 Jun 22	12 Aug 22	0.60p



SPOTLIGHT ON LEGAL & GENERAL INVESTMENT MANAGEMENT

We are one of Europe's largest asset managers and a major global investor, with assets under management of £1,159.2 billion (as at 31 December 2023). We work with a wide range of global clients, including pension schemes, sovereign wealth funds, fund distributors and retail investors.

Source: LGIM internal data as at 31 December 2023. The AUM disclosed aggregates the assets managed by LGIM in the UK, LGIMA in the US and LGIM Asia in Hong Kong (2018-2019 only). The AUM includes the value of securities and derivatives positions.

DEALING INFORMATION

Valuation frequency Daily, 3pm (UK time)

Dealing frequency Daily

Settlement period T+4

CODES

ISIN I Acc GB00B0CNH940

I Inc GB00B0CNH833

SEDOL I Acc B0CNH94

I Inc B0CNH83

Bloomberg I Acc LEGETIA

I Inc LEGETHL

TO FIND OUT MORE

 Visit www.legalandgeneral.com

 Call **0370 050 0955**

 Email investments@landg.com

Lines are open Monday to Friday 8.30am to 6.00pm.
We may record and monitor calls. Call charges will vary.

Important information

Copyright © 2024 Legal & General. This document is subject to copyright. Any unauthorised use is strictly prohibited. All rights are reserved.

Issued by Legal & General (Unit Trust Managers) Limited as management company for this fund. Registered in England and Wales No. 01009418. Registered Office: One Coleman Street, London, EC2R 5AA. Authorised and Regulated by the Financial Conduct Authority No. 119273. We are members of the Investment Association. All features described in this fact sheet are those current at the time of publication and may be changed in the future. Nothing in this fact sheet should be construed as advice and it is therefore not a recommendation to buy or sell investments. If in doubt about the suitability of this product, you should seek professional advice. No investment decisions should be made without first reviewing the key investor information document of the Fund ("KIID") which can be obtained from www.legalandgeneral.com. This fact sheet is only directed at investors resident in jurisdictions where this fund is registered for sale. It is not an offer or invitation to persons outside of those jurisdictions. We reserve the right to reject any applications from outside of such jurisdictions.

The funds shall or securities referred to herein are not sponsored, endorsed, or promoted by MSCI, and MSCI bears no liability with respect to any such funds or securities or any index on which such funds or securities are based. The Prospectus contains a more detailed description of the limited relationship MSCI has with Legal & General Investment Management Limited and its affiliates and any related funds.