

A Income GBP | Data as at 31.03.2024

Fund objectives and investment policy

The fund aims to provide capital growth in excess of the MSCI Emerging Markets (Net Total Return) index (after fees have been deducted) over a 3 to 5 year period by investing in equities of emerging market companies worldwide.

Above is the Investment Objective of the fund. For details on the full fund's Investment Policy please see the KIID.

Relevant risks associated with an investment in this fund are shown below and should be carefully considered before making any investment. Past Performance is not a guide to future performance and may not be repeated. The value of investments and the income from them may go down as well as up and investors may not get back the amounts originally invested. Exchange rate changes may cause the value of investments to fall as well as rise. Performance data does not take into account any commissions and costs, if any, charged when units or shares of any fund, as applicable, are issued and redeemed.

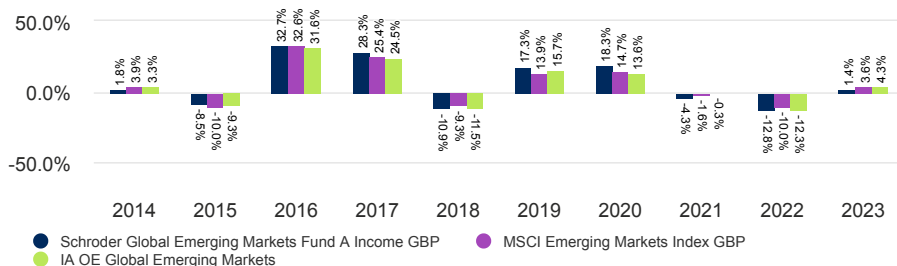
Share class performance (%)

Cumulative performance	1 month	3 months	YTD	1 year	3 years	5 years	10 years
Share class (Net)	3.6	4.0	4.0	4.1	-13.5	14.3	78.9
Target	2.6	3.3	3.3	5.9	-6.5	15.1	76.4
Comparator	2.2	3.4	3.4	5.9	-7.5	14.5	72.0

Discrete yearly performance (%)	Mar 14 - Mar 15	Mar 15 - Mar 16	Mar 16 - Mar 17	Mar 17 - Mar 18	Mar 18 - Mar 19	Mar 19 - Mar 20	Mar 20 - Mar 21	Mar 21 - Mar 22	Mar 22 - Mar 23	Mar 23 - Mar 24
Share class (Net)	13.7	-10.3	39.0	12.6	-1.9	-11.2	48.8	-11.2	-6.5	4.1
Target	12.8	-9.1	34.7	11.4	-0.3	-13.5	42.3	-7.1	-4.9	5.9
Comparator	12.4	-8.2	35.5	8.9	-1.3	-15.9	47.3	-8.7	-4.4	5.9

Calendar year performance	2014	2015	2016	2017	2018	2019	2020	2021	2022	2023
Share class (Net)	1.8	-8.5	32.7	28.3	-10.9	17.3	18.3	-4.3	-12.8	1.4
Target	3.9	-10.0	32.6	25.4	-9.3	13.9	14.7	-1.6	-10.0	3.6
Comparator	3.3	-9.3	31.6	24.5	-11.5	15.7	13.6	-0.3	-12.3	4.3

Performance over 10 years (%)



Please see the Benchmark section under Important information for more details.

Ratings and accreditation



Please refer to the Source and ratings information section for details on the icons shown above.

Fund facts

Fund manager	Tom Wilson Robert Davy
Managed fund since	01.08.2016 ; 01.04.2003
Fund management company	Schroder Unit Trusts Limited
Domicile	United Kingdom
Fund launch date	11.10.1993
Share class launch date	11.10.1993
Fund base currency	GBP
Share class currency	GBP
Fund size (Million)	GBP 544.04
Number of holdings	109
Target	MSCI Emerging Markets Index GBP
Comparator	IA OE Global Emerging Markets
Unit NAV	GBP 2.0770
Dealing frequency	Daily
Distribution frequency	Annually

Fees & expenses

Ongoing charge	1.73%
Redemption fee	0.00%

Purchase details

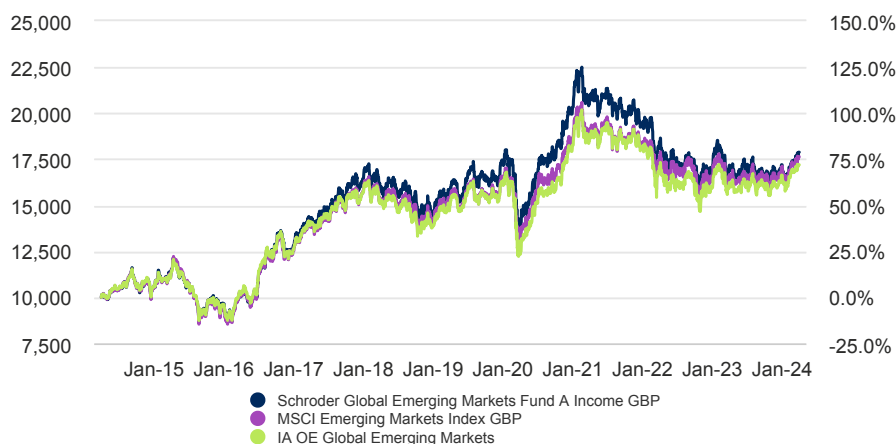
Minimum initial subscription	GBP 1,000 or Monthly instalments of GBP 50
------------------------------	--

Codes

ISIN	GB0007906356
Bloomberg	SCHRGEI LN
SEDOL	0790635

A Income GBP | Data as at 31.03.2024

10 year return of GBP 10,000



The chart is for illustrative purposes only and does not reflect an actual return on any investment.

Returns are calculated bid to bid (which means performance does not include the effect of any initial charges), net income reinvested, net of fees.

Synthetic risk & reward indicator (SRRI)

LOWER RISK

Potentially lower reward

HIGHER RISK

Potentially higher reward



The risk category was calculated using historical performance data and may not be a reliable indicator of the fund's future risk profile. The fund's risk category is not guaranteed to remain fixed. Please see the Key Investor Information Document for more information.

Risk statistics & financial ratios

	Fund	Target
Annual volatility (%) (3y)	12.9	13.9
Alpha (%) (3y)	-3.1	-
Beta (3y)	0.9	-
Sharpe ratio (3y)	-0.5	-0.3
Information ratio (3y)	-0.7	-
12 Month yield	1.0	-
Dividend Yield (%)	2.7	-
Price to book	2.1	-
Price to earnings	15.4	-
Predicted Tracking error (%)	2.6	-

Source: Morningstar, and Schroders for the Predicted tracking error. The above ratios are based on bid to bid price based performance data.

For help in understanding any terms used, please visit

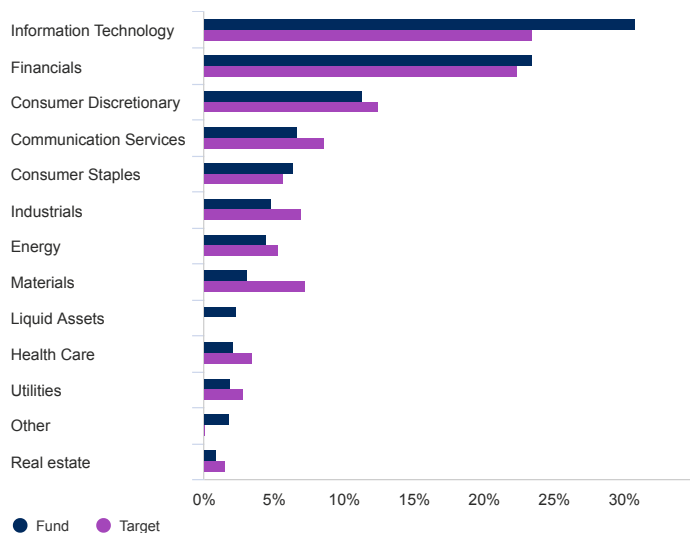
<https://www.Schroders.com/en/glossary/> These financial ratios refer to the average of the equity holdings contained in the fund's portfolio and in the benchmark (if mentioned) respectively.

A Income GBP | Data as at 31.03.2024

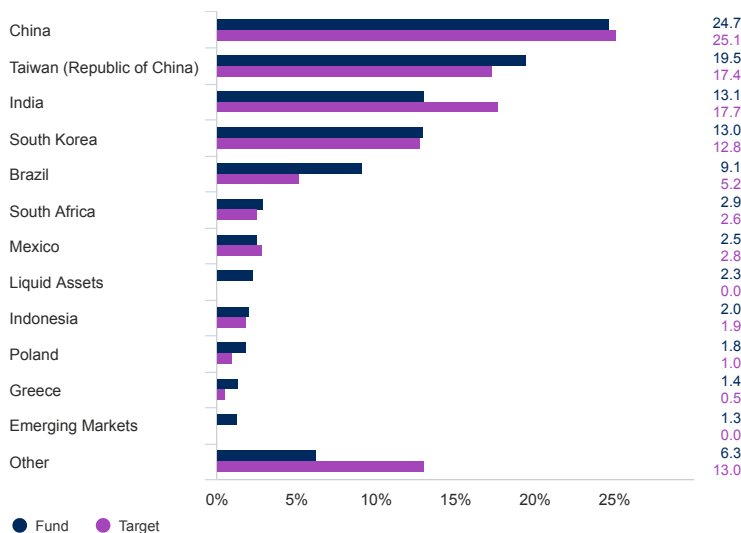
Asset allocation

Target refers to the Benchmark listed in the Fund facts section and described under the Share class performance section on page 1.

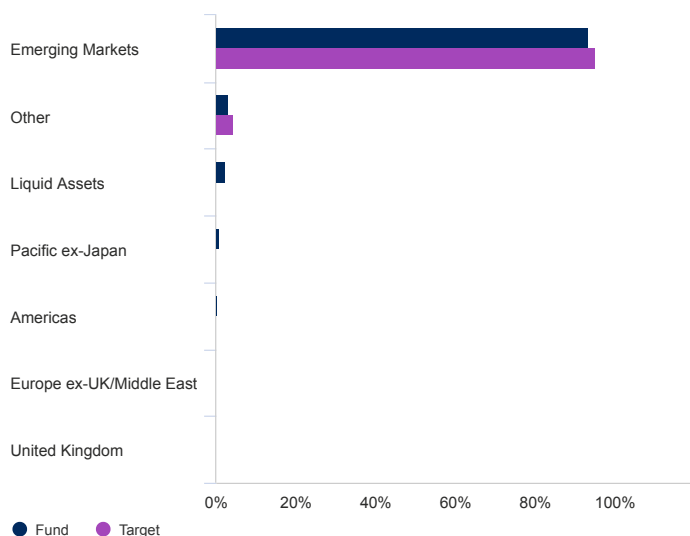
Sector (%)



Geographical breakdown (%)



Region (%)



Top 10 holdings (%)

Holding name	%
Taiwan Semiconductor Manufacturing Co Ltd	9.6
Samsung Electronics Co Ltd	6.8
Tencent Holdings Ltd	4.6
Alibaba Group Holding Ltd	2.7
SK Hynix Inc	2.2
Axis Bank Ltd	1.9
Reliance Industries Ltd	1.8
ICICI Bank Ltd	1.7
Hon Hai Precision Industry Co Ltd	1.7
MediaTek Inc	1.7

Source: Schroders. Top holdings and asset allocation are at fund level.

Contact information

Schroder Unit Trusts Limited
1 London Wall Place
London
United Kingdom
EC2Y 5AU
Tel: 0800 182 2399
Fax:

For your security, communications may be taped or monitored.

A Income GBP | Data as at 31.03.2024

Information relating to changes in fund manager, investment objective, benchmark and corporate action information

Benchmarks: (If applicable)

Some performance differences between the fund and the benchmark may arise because the fund performance is calculated at a different valuation point from the benchmark. The target benchmark has been selected because it is representative of the type of investments in which the fund is likely to invest, and it is, therefore, an appropriate target in relation to the return that the fund aims to provide. The comparator benchmark has been selected because the investment manager believes that the benchmark is a suitable comparison for performance purposes given the fund's investment objective and policy. The investment manager invests on a discretionary basis and there are no restrictions on the extent to which the fund's portfolio and performance may deviate from the benchmark. The investment manager will invest in companies or sectors not included in the benchmark in order to take advantage of specific investment opportunities.

Source and ratings information

Source of all performance data, unless otherwise stated: Morningstar, bid to bid, net income reinvested, net of fees.

Morningstar Rating: © Morningstar 2024. All Rights Reserved. The information contained herein: (1) is proprietary to Morningstar and/or its content providers; (2) may not be copied or distributed; and (3) is not warranted to be accurate, complete or timely. Neither Morningstar nor its content providers are responsible for any damages or losses arising from any use of this information. Past performance is no guarantee of future results.

Important information

Costs:

Certain costs associated with your investment in the fund may be incurred in a different currency to that of your investment. These costs may increase or decrease as a result of currency and exchange rate fluctuations.

If a performance fee is applicable to this fund, details of the performance fee model and its computation methodology can be found in the fund's prospectus. This includes a description of the performance fee calculation methodology, the dates on which the performance fee is paid and details of how the performance fee is calculated in relation to the fund's performance fee benchmark, which may differ from the benchmark in the fund's investment objective or investment policy.

For further information regarding the costs and charges associated with your investment, please consult the funds' offering documents and annual report.

General:

The fund is an authorised unit trust. A Key Investor Information Document and Supplementary Information Document are available. These can be requested via our website at www.Schroders.co.uk or call one of our Investor Services Team on 0800 182 2399 for a printed version. For investors' security, telephone calls to Schroder Unit Trusts Limited may be recorded. This information is not an offer, solicitation or recommendation to buy or sell any financial instrument or to adopt any investment strategy. Nothing in this material should be construed as advice or a recommendation to buy or sell. Any references to securities, sectors, regions and/or countries are for illustrative purposes only. Schroders has expressed its own views and opinions in this document and these may change. Schroders will be a data controller in respect of your personal data. For information on how Schroders might process your personal data, please view our Privacy Policy available at www.Schroders.com/en/privacy-policy or on request should you not have access to this webpage. For your security, communications may be taped or monitored. Issued by Schroder Unit Trusts Limited, 1 London Wall Place, London EC2Y 5AU. Registration No 4191730 England. Authorised and regulated by the Financial Conduct Authority.