

Z Accumulation GBP | Data as at 30.04.2021

Fund objectives and investment policy

The fund aims to provide income and capital growth in excess of the MSCI AC Pacific ex Japan (Net Total Return) index (after fees have been deducted) over a 3 to 5 year period by investing in equities of Asia Pacific companies excluding Japan but including Australia and New Zealand.

Relevant risk as associated with this Fund are shown overleaf and should be carefully considered before making any investment. Above is the Investment Objective of the fund. For details on the fund's Investment Policy please see the KIID.

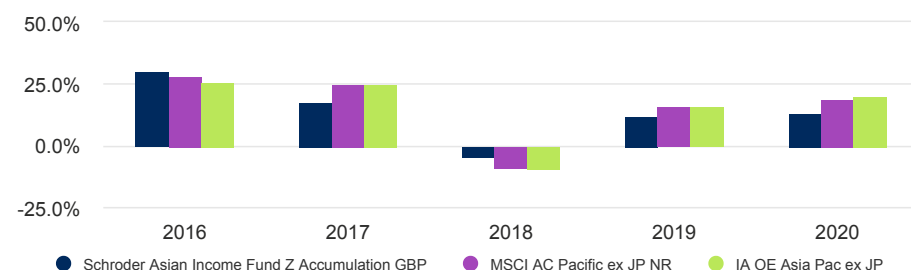
Past Performance is not a guide to future performance and may not be repeated. The value of investments and the income from them may go down as well as up and investors may not get back the amounts originally invested. Exchange rate changes may cause the value of any overseas investments to rise or fall.

Share class performance (%)

Cumulative performance	1 month	3 months	YTD	1 year	3 years	5 years	10 years
Share class (Net)	1.3	5.4	7.6	38.6	30.1	90.6	160.9
Target	2.8	0.8	4.4	35.1	32.2	104.0	121.6
Comparator	2.1	2.3	5.6	38.7	34.8	103.9	123.9

12 month performance	Discrete yearly performance - Apr					Calendar year performance				
	2016	2017	2018	2019	2020	2016	2017	2018	2019	2020
	2017	2018	2019	2020	2021					
Share class (Net)	32.0	11.0	5.3	-10.8	38.6	30.3	18.1	-4.7	12.0	13.5
Target	36.0	13.4	2.2	-4.3	35.1	28.2	25.1	-9.2	15.7	19.2
Comparator	34.8	12.2	2.6	-5.3	38.7	25.9	25.3	-9.8	15.8	19.9

Performance over 5 years (%)



The fund's performance should be assessed against its target benchmark, being to exceed the MSCI AC Pacific ex Japan (Net Total Return) index, and compared against the Investment Association Asia Pacific ex Japan sector average return. The investment manager invests on a discretionary basis and is not limited to investing in accordance with the composition of this benchmark.

Please see the Benchmark section under Important information for more details.

Ratings and accreditation



Please refer to the Source and ratings information section for details on the icons shown above.

Fund facts

Fund manager	Richard Sennitt
Managed fund since	01.11.2001
Fund management company	Schroder Unit Trusts Limited
Domicile	United Kingdom
Fund launch date	19.02.1990
Share class launch date	11.05.2011
Fund base currency	GBP
Share class currency	GBP
Fund size (Million)	GBP 1,422.72
Number of holdings	62
Target	MSCI AC Pacific ex JP NR
Comparator	IA OE Asia Pac ex JP
Unit NAV	GBP 1.2910
Dealing frequency	Daily
Distribution frequency	Semi-Annually

Fees & expenses

Ongoing charge	0.90%
Redemption fee	0.00%

Purchase details

Minimum initial subscription	GBP 1M
------------------------------	--------

Codes

ISIN	GB00B5BJ7M17
Bloomberg	SCASIZA LN
SEDOL	B5BJ7M1

Z Accumulation GBP | Data as at 30.04.2021

5 year return of GBP 10,000



The chart is for illustrative purposes only and does not reflect an actual return on any investment.

Returns are calculated bid to bid (which means performance does not include the effect of any initial charges), net income reinvested, net of fees.

Risk considerations

Performance risk: Investment objectives express an intended result but there is no guarantee that such a result will be achieved. Depending on market conditions and the macro economic environment, investment objectives may become more difficult to achieve.

Emerging Markets & Frontier risk: Emerging markets, and especially frontier markets, generally carry greater political, legal, counterparty, operational and liquidity risk than developed markets.

Please see the KIID and Prospectus for a full list of risk considerations applicable to this fund.

Synthetic risk & reward indicator (SRRI)

LOWER RISK

Potentially lower reward

HIGHER RISK

Potentially higher reward



The risk category was calculated using historical performance data and may not be a reliable indicator of the fund's future risk profile. The fund's risk category is not guaranteed to remain fixed. Please see the Key Investor Information Document for more information.

Risk statistics & financial ratios

	Fund	Target
Annual volatility (%) (3y)	14.2	13.9
Alpha (%) (3y)	0.1	-
Beta (3y)	0.9	-
Sharpe ratio (3y)	0.7	0.7
Information ratio (3y)	-0.1	-
Dividend Yield (%)	3.2	-
Price to book	1.4	-
Price to earnings	16.7	-
Predicted Tracking error (%)	6.2	-

Source: Morningstar, and Schroders for the Predicted tracking error. The above ratios are based on bid to bid price based performance data.

For help in understanding any terms used, please visit

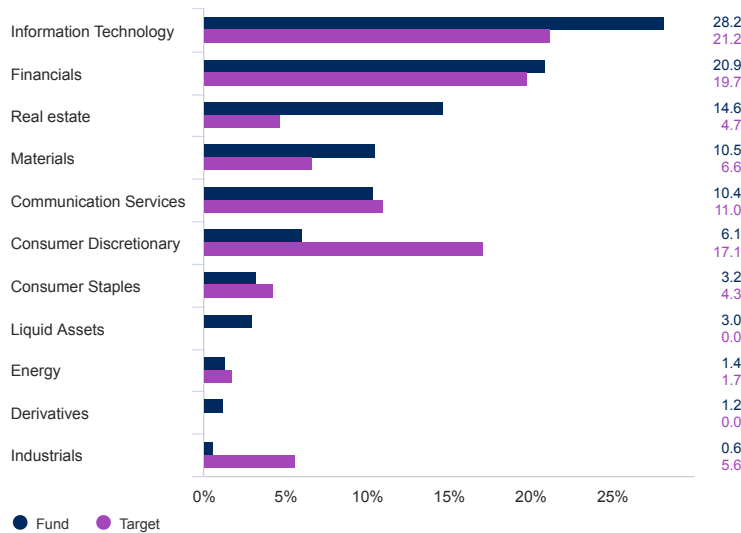
<https://www.Schroders.com/en/glossary/> These financial ratios refer to the average of the equity holdings contained in the fund's portfolio and in the benchmark (if mentioned) respectively. Please note this is an accumulation share class and as such the investor will not receive an income distribution. Any income will be reinvested into the fund.

Z Accumulation GBP | Data as at 30.04.2021

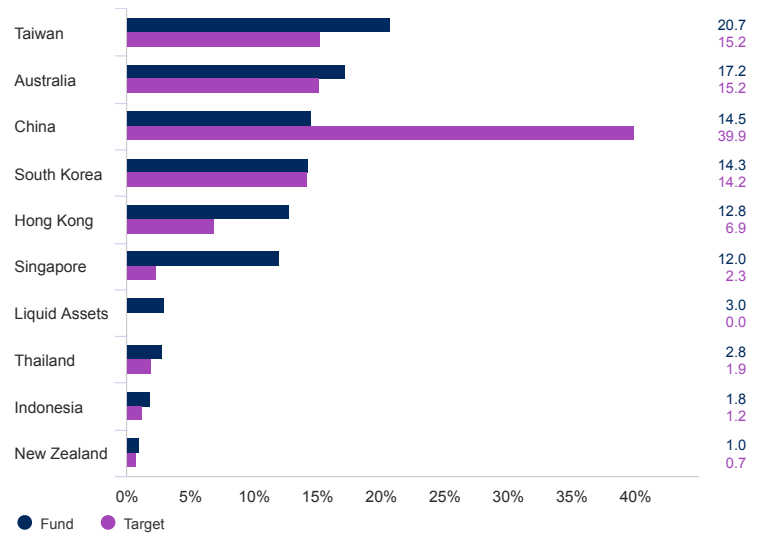
Asset allocation

Target refers to the Benchmark listed in the Fund facts section and described under the Share class performance section on page 1. Source: Schroders. Top holdings and asset allocation are at fund level.

Sector (%)



Geographical Breakdown (%)



Top 10 holdings (%)

Holding name	%
Samsung Electronics Co Ltd	8.4
Taiwan Semiconductor Manufacturing Co Ltd	8.4
BHP Group PLC	4.4
Hon Hai Precision Industry Co Ltd	3.5
Sands China Ltd	2.6
BOC Hong Kong Holdings Ltd	2.4
HKT Trust & HKT Ltd	2.4
Oversea-Chinese Banking Corp Ltd	2.3
SK Telecom Co Ltd	2.3
Midea Group Co Ltd	2.3

Share class available

	Z Accumulation GBP	Z Income GBP
Distribution frequency	Semi-Annually	Semi-Annually
ISIN	GB00B5BJ7M17	GB00B559X853
Bloomberg	SCASIZA LN	SCASIZI LN
SEDOL	B5BJ7M1	B559X85

Contact information

Schroder Unit Trusts Limited
 1 London Wall Place
 London
 United Kingdom
 EC2Y 5AU
 Tel: 0800 182 2399
 Fax: 0333 207 4504

For your security, communications may be taped or monitored.

Z Accumulation GBP | Data as at 30.04.2021

Benchmark and corporate action information

Some performance differences between the fund and the benchmark may arise because the fund performance is calculated at a different valuation point from the benchmark. With effect from 14.12.2009 Schroder Far East Income Fund changed its name to Schroder Asian Income Fund. With effect from 14.12.2009 Schroder Far East Income Fund changed its benchmark from the MSCI AC Pacific (Japan at 10%) to the MSCI AC Pacific ex Japan. The full track record of the previous index has been kept and chainlinked to the new one. The fund's performance should be assessed against its target benchmark, being to exceed the MSCI AC Pacific ex Japan (Net Total Return) index, and compared against the Investment Association Asia Pacific ex Japan sector average return. The investment manager invests on a discretionary basis and is not limited to investing in accordance with the composition of this benchmark.

Source and ratings information

Source of all performance data, unless otherwise stated: Morningstar, bid to bid, net income reinvested, net of fees.

* Morningstar Rating: © Morningstar 2021. All Rights Reserved. The information contained herein: (1) is proprietary to Morningstar and/or its content providers; (2) may not be copied or distributed; and (3) is not warranted to be accurate, complete or timely. Neither Morningstar nor its content providers are responsible for any damages or losses arising from any use of this information. Past performance is no guarantee of future results.

** Citywire Ratings are sourced from Citywire.

Important information

The fund is an authorised unit trust. A Key Investor Information Document and Supplementary Information Document are available. These can be requested via our website at www.schroders.co.uk or call one of our Investor Services Team on 0800 182 2399 for a printed version. For investors' security, telephone calls to Schroder Unit Trusts Limited may be recorded. This information is not an offer, solicitation or recommendation to buy or sell any financial instrument or to adopt any investment strategy. Nothing in this material should be construed as advice or a recommendation to buy or sell. Any references to securities, sectors, regions and/or countries are for illustrative purposes only. Schroders has expressed its own views and opinions in this document and these may change. Schroders will be a data controller in respect of your personal data. For information on how Schroders might process your personal data, please view our Privacy Policy available at www.schroders.com/en/privacy-policy or on request should you not have access to this webpage. For your security, communications may be taped or monitored. Issued by Schroder Unit Trusts Limited, 1 London Wall Place, London EC2Y 5AU. Registration No 4191730 England. Authorised and regulated by the Financial Conduct Authority. Schroders will be a data controller in respect of your personal data. For information on how Schroders might process your personal data, please view our Privacy Policy available at www.schroders.com/en/privacy-policy or on request should you not have access to this webpage. Third party data is owned or licensed by the data provider and may not be reproduced or extracted and used for any other purpose without the data provider's consent. Third party data is provided without any warranties of any kind. The data provider and issuer of the document shall have no liability in connection with the third party data. The Prospectus and/or www.schroders.com contains additional disclaimers which apply to the third party data.