



RLP EMERGING MARKETS EQUITY TRACKER FUND FACTSHEET

April 2019

Objective

Aim:	The fund aims to track the capital performance of the MSCI Emerging Markets ESG Index.
Investment process:	The fund will invest primarily in the securities that make up the MSCI Emerging Markets ESG Index and instruments that provide exposure to these securities. The Index provides coverage of companies in emerging markets which have high environmental, social and governance (ESG) scores relative to their sector peers.
Management style:	Passive

Fund details

Launch date:	25th June 2018
Fund size:	£1.05m
ABI Sector:	Global Emerging Markets Equities
Benchmark:	MSCI Emerging Markets ESG Index
Manager:	Symon Bradford
Fund Management Charge:	1.00%
Investment Expenses:	0.00%
Total Expense Ratio:	1.00%
SEDOL:	BFFK8X8

All data as at 31.03.2019.

Performance

Past performance is not a guide to the future. Prices can fall as well as rise meaning you may not get back the full amount of capital originally invested. Investment returns may fluctuate and are not guaranteed.

	Percentage Change				
	31.03.2018 - 31.03.2019 % Chg	31.03.2017 - 31.03.2018 % Chg	31.03.2016 - 31.03.2017 % Chg	31.03.2015 - 31.03.2016 % Chg	31.03.2014 - 31.03.2015 % Chg
RLP Emerging Markets Tracker	Performance figures available after 1 year				
Benchmark					
	Compound Annual Growth Rate				
	Fund Volatility	3 Years	5 Years	10 Years	15 Years
RLP Emerging Markets Tracker	-	-	-	-	-
Benchmark	-	-	-	-	-

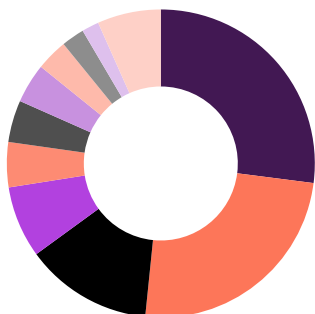
Source: Lipper, as at 31.03.2019. All performance figures have been calculated net of the Fund Management Charge applicable to the fund.

The fund volatility figure shown is the annualised standard deviation of the monthly returns on the fund over a 3 year time period to 31.03.2019. Standard deviation is a measure of the spread of monthly returns around the average (mean) return. A higher volatility figure indicates that the fund has produced a wider range of returns over the three year period while a fund with a lower volatility figure has been more stable.

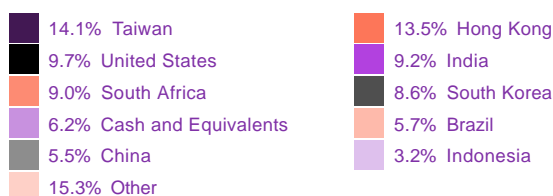
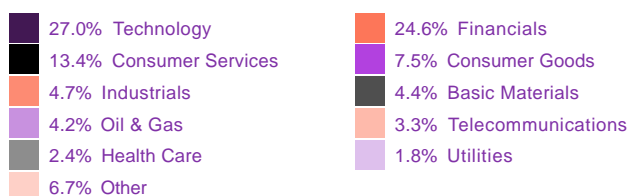
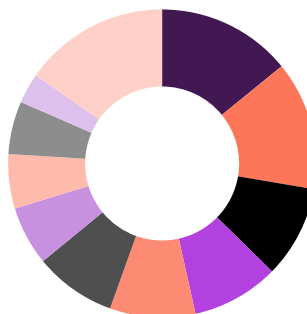
Top ten holdings

	Holding	%		Holding	%
1	Tencent Holdings (P Chip)	9.12	6	Housing Development Finance Corp.	1.58
2	Alibaba Group Holding ADS (N Shares)	8.23	7	Itau Unibanco Holding SA	1.46
3	Taiwan Semiconductor Manufacturing	6.81	8	Lukoil-Holding	1.45
4	Naspers Ltd. N	3.51	9	SK Hynix	1.31
5	China Construction Bank (H)	2.85	10	Infosys	1.27

Sector weighting



Countries



All data as at 31.03.2019.

Risk factors

It is important that you understand the potential risks associated with this fund. We have detailed below the specific risks we think you should be aware of. For further information on each of these risks please refer to our **Guide to Fund Risks**.

Exchange Rate	Yes	Property	No
Emerging Markets	Yes	Higher Risk Fund	No
Concentrated Portfolio	No	Derivatives	No
Smaller Companies	No	Equities	Yes
High Yield Bonds	No	Bonds	No
Sector Specific	No	Money Market	Yes
Geared Investments	No	Stock Lending	Yes

Royal London

1 Thistle Street, Edinburgh EH2 1DG
royallondon.com

All literature about products that carry the Royal London brand is available in large print format on request to the Marketing Department at Royal London, St Andrew House, 1 Thistle Street, Edinburgh, EH2 1DG

All of our printed products are produced on stock which is from FSC certified forests.

Source: FTSE International Limited ("FTSE") © FTSE 2018. "FTSE®" is a trade mark of the London Stock Exchange Group companies and is used by FTSE International Limited under licence. All rights in the FTSE indices and / or FTSE ratings vest in FTSE and/or its licensors. Neither FTSE nor its licensors accept any liability for any errors or omissions in the FTSE indices and / or FTSE ratings or underlying data. No further distribution of FTSE Data is permitted without FTSE's express written consent.

The Royal London Mutual Insurance Society Limited is authorised by the Prudential Regulation Authority and regulated by the Financial Conduct Authority and the Prudential Regulation Authority. The firm is on the Financial Services Register, registration number 117672. It provides life assurance and pensions. Registered in England and Wales number 99064. Registered office: 55 Gracechurch Street, London, EC3V 0RL. Royal London Marketing Limited is authorised and regulated by the Financial Conduct Authority and introduces Royal London's customers to other insurance companies. The firm is on the Financial Services Register, registration number 302391. Registered in England and Wales number 4414137. Registered office: 55 Gracechurch Street, London, EC3V 0RL. Royal London Corporate Pension Services Limited is authorised and regulated by the Financial Conduct Authority and provides pension services. The firm is on the Financial Services Register, registration number 460304. Registered in England and Wales number 5817049. Registered office: 55 Gracechurch Street, London, EC3V 0RL.