

Income GBP | Data as at 30.06.2021

Company Investment Objectives and Policy

The Company's principal investment objectives are to provide real growth of income, being growth of income in excess of the rate of inflation, and capital growth as a consequence of the rising income.

Relevant risk as associated with this Company are shown overleaf and should be carefully considered before making any investment. The latest Annual Report includes the investment policy which you should read in conjunction with the KIID before investing, these are available on our Schroders website.

Past Performance is not a guide to future performance and may not be repeated. The value of investments and the income from them may go down as well as up and investors may not get back the amounts originally invested. Exchange rate changes may cause the value of any overseas investments to rise or fall.

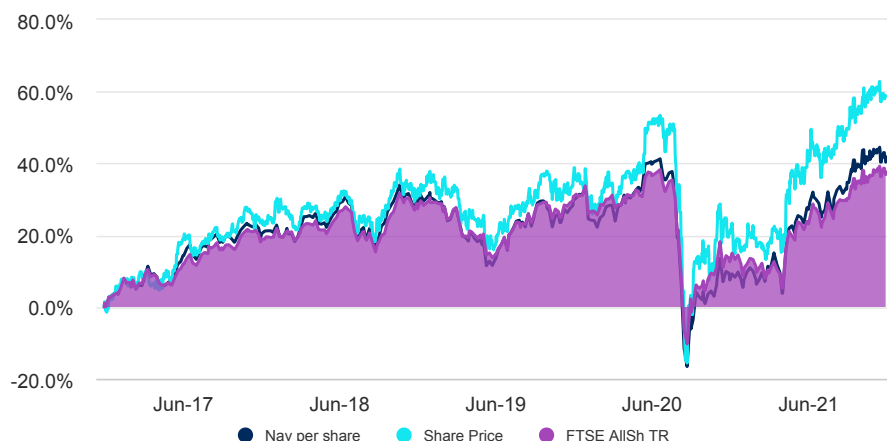
Performance

Performance (%)	YTD	1 month	3 months	6 months
Share Price	12.9	-1.6	6.0	12.9
Net Asset Value	11.7	-1.0	6.0	11.7
Reference Index	11.1	0.2	5.6	11.1

Performance (%)	1 year	3 years p.a.	5 years p.a.	10 years p.a.
Share Price	31.8	6.8	9.7	9.1
Net Asset Value	28.6	2.4	6.8	8.0
Reference Index	21.5	2.0	6.5	6.4

Discrete yearly performance	Jun 16 - Jun 17	Jun 17 - Jun 18	Jun 18 - Jun 19	Jun 19 - Jun 20	Jun 20 - Jun 21
Share Price	23.4	5.6	2.5	-9.9	31.8
Net Asset Value	19.6	8.4	-1.0	-15.5	29.4
Reference Index	18.1	9.0	0.6	-13.0	21.5

Performance over 5 years



Source: Morningstar, net income reinvested, net of ongoing charges and portfolio costs and where applicable, performance fees, in GBP. The five year performance chart above reflects ex income performance. We have reflected cum income up to 10 years in the tables above.

Ratings and accreditation



Please refer to the Source and ratings information section for details on the icons shown above.

Company facts

Fund manager	Sue Noffke
Managed company since	01.07.2011
Alternative investment company	Schroder Investment Management Limited
Domicile	United Kingdom
Company launch date	09.03.1995
Company base currency	GBP
NAV (Million)	GBP 210.83
Number of holdings	44
Reference Index	FTSE AllSh TR
Share Price	GBX 310.00
NAV per Share	GBX 306.47
Premium/Discount to NAV	1.15%
Distribution frequency	Quarterly
Gearing	9.06
Pay Dates	30.04.2021 - GBX 2.50 29.01.2021 - GBX 2.50 30.10.2020 - GBX 5.10 31.07.2020 - GBX 2.50
Ex-Dates	01.04.2021 ; 24.12.2020 ; 08.10.2020 ; 09.07.2020
Dividend Yield (%)	4.1

Fees & expenses

Ongoing charge	0.86%
----------------	-------

Codes

ISIN	GB0007915860
Bloomberg	SCGFF US
SEDOL	0791586
LSE ticker	SCF

Where gearing is shown as negative, this reflects net cash.

Income GBP | Data as at 30.06.2021

5 year return of GBP 10,000



The chart is for illustrative purposes only and does not reflect an actual return on any investment.

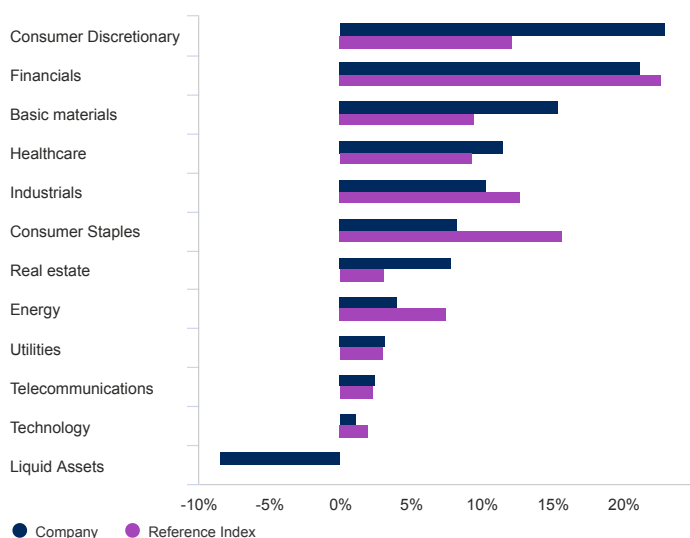
Returns are based on the share price. Share price performance figures are calculated on a mid-market basis in GBP with income reinvested on the ex-dividend date.

Risk considerations

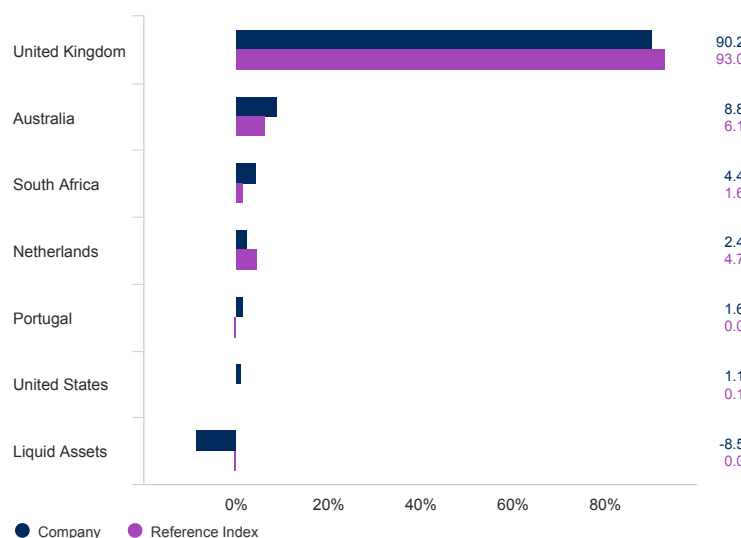
The Company may be concentrated in a limited number of geographical regions, industry sectors, markets and/or individual positions. This may result in large changes in the value of the company, both up or down, which may adversely impact the performance of the company. As a result of fees being charged to capital, the distributable income of the company may be higher but there is the potential that performance or capital value may be eroded. The Company may borrow money to invest in further investments, this is known as gearing. Gearing will increase returns if the value of the investments purchased increase in value by more than the cost of borrowing, or reduce returns if they fail to do so.

Asset allocation

Sector (%)

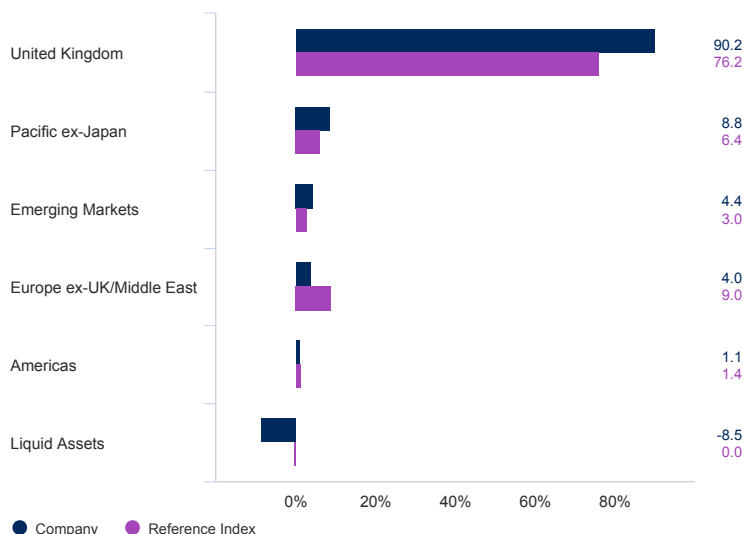


Geographical Breakdown (%)



Income GBP | Data as at 30.06.2021

Region (%)



Top 10 holdings (%)

Holding name	%
AstraZeneca PLC	6.1
Rio Tinto PLC	6.0
GlaxoSmithKline PLC	5.5
Anglo American PLC	4.3
Unilever PLC	4.3
Legal & General Group PLC	4.2
Pets at Home Group Plc	3.9
RELX PLC	3.7
Intermediate Capital Group PLC	3.3
Burberry Group PLC	3.2

Source: Schroders. Top holdings and asset allocation are at company level. Liquid Assets contain cash, deposits and money market instruments, which are respectively not part of the core investment objective and policy. The commitment linked to the equity index futures contracts, if present, is deducted from cash.

Contact information

Schroder Investment Management Limited
1 London Wall Place
London
United Kingdom
EC2Y 5AU
Tel: 0800 718 777
Fax: 0870 043 4080

For your security, communications may be taped or monitored.

Important information

The Board has appointed Schroder Unit Trusts Limited as Alternative investment manager, and to prepare this Factsheet. This factsheet should not be taken as any indication the Company held any particular investments at any particular date other than the stated date. Nothing in this factsheet should be construed as advice and is therefore not a recommendation to buy or sell shares. If you are interested in this Company you should contact your usual financial adviser before making any investment decision. In addition you can contact one of our Investor Services team on 0800 182 2399 for further information. Please note that Schroders is unable to give you specific investment advice. For investors' security calls to this number may be recorded. The data contained in this document has been sourced by Schroders and should be independently verified before further publication or use. Issued by Schroder Unit Trusts Limited, 1 London Wall Place, London EC2Y 5AU. Registered No: 4191730 England. Authorised and regulated by the Financial Conduct Authority. Schroders will be a data controller in respect of your personal data. For information on how Schroders might process your personal data, please view our Privacy Policy available at www.schroders.com/en/privacy-policy or on request should you not have access to this webpage. Third party data is owned or licensed by the data provider and may not be reproduced or extracted and used for any other purpose without the data provider's consent. Third party data is provided without any warranties of any kind. The data provider and issuer of the document shall have no liability in connection with the third party data. The Prospectus and/or www.schroders.com contains additional disclaimers which apply to the third party data.

FTSE International Limited ("FTSE") © FTSE (2021). "FTSE®" is a trade mark of London Stock Exchange Plc and The Financial Times Limited and is used by FTSE International Limited under licence. All rights in the FTSE indices and / or FTSE ratings vest in FTSE and/or its licensors. Neither FTSE nor its licensors accept any liability for any errors or omissions in the FTSE indices and / or FTSE ratings or underlying data. No further distribution of FTSE Data is permitted without FTSE's express written consent.

Morningstar Rating: © Morningstar 2021. All Rights Reserved. The information contained herein: (1) is proprietary to Morningstar and/or its content providers; (2) may not be copied or distributed; and (3) is not warranted to be accurate, complete or timely. Neither Morningstar nor its content providers are responsible for any damages or losses arising from any use of this information. Past performance is no guarantee of future results.