



Introducing TEMIT

Launched in June 1989, Templeton Emerging Markets Investment Trust plc ('TEMIT' or the 'Company') is an investment trust that invests principally in emerging markets companies with the aim of delivering capital growth to shareholders over the long term. While the majority of the Company's shareholders are based in the UK, shares are traded on both the London and New Zealand stock exchanges. From its launch to 31 March 2024, TEMIT's net asset value ('NAV') total return was +4,155.4% compared to the benchmark total return of +1,752.0%.

The Company is governed by a Board of Directors who are committed to ensuring that shareholders' best interests, considering the wider community of stakeholders, are at the forefront of all decisions. Under the guidance of the Chairman, the Board of Directors is responsible for the overall strategy of the Company and monitoring its performance.



Winner 2023 and 2024

Your future is emerging

TEMIT offers you easy access to the dynamic growth potential of emerging markets.

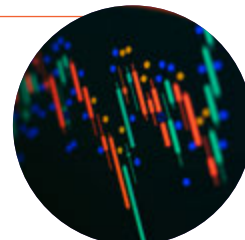
Access to growth markets

TEMIT offers investors a simple way to invest in the growth potential of dynamic economies in Asia, Latin America, the Middle East and Europe. Emerging markets currently generate 65% of global growth and that is forecast to increase^(a).



35-year track record

TEMIT is the first emerging markets investment trust and has delivered a NAV total return of +4,155.4% over its 35-year life. It is also the largest with £2.0 billion assets under management.



Best ideas portfolio

TEMIT's portfolio is diversified across approximately 80 high quality companies that include the very best investment opportunities.



Investment expertise

With over 70 investment professionals spread across 14 countries our Investment Managers can identify investment opportunities beyond the mainstream, often before they are recognised by the broader market.



ESG analysis

Structured analysis of Environmental, Social and Governance ('ESG') factors is part of the research process but is not binding on stock selection.



Shareholder-friendly features

As a stock market listed investment trust, this offers additional features and benefits for shareholders including, potentially, dividends, gearing, and independent board governance.



(a) Source: IMF WEO, October 2023, the latest available.
All other data sourced: Franklin Templeton as at 31 March 2024.

Financial highlights

| | 2024 | 2023 | 3 Years Cumulative | 5 Years Cumulative | 10 Years Cumulative |
|---|-------|--------|--------------------|--------------------|---------------------|
| Net Assets Value Total Return (cum-income) ^(a) | 7.9% | 0.8% | (10.0)% | 23.4% | 89.5% |
| Share Price Total Return ^(a) | 4.9% | 0.5% | (16.9)% | 16.5% | 84.7% |
| MSCI Emerging Markets Index ^{(a)(b)} | 5.9% | (4.9)% | (6.5)% | 15.1% | 76.5% |
| Proposed Total Ordinary Dividend ^(c) | 5.00p | 5.00p | | | |



(a) A glossary of alternative performance measures is included on pages 115 and 116.

(b) Source: MSCI. The Company's benchmark is the MSCI Emerging Markets (Net Dividends) Index.

(c) An annual ordinary dividend of 5.00 pence per share for the year ended 31 March 2024 has been proposed. This comprises the interim dividend of 2.00 pence per share paid by the Company on 26 January 2024 and the proposed final dividend of 3.00 pence per share.



Contents

01. Strategic Report

| | |
|----------------------------------|----|
| Strategic report | 7 |
| 10 year record | 8 |
| Chairman's statement | 9 |
| The investment managers | 13 |
| The investment managers' report | 14 |
| The investment managers' process | 30 |
| Business review | 39 |

02. Governance

| | |
|--|----|
| Directors' report | 51 |
| Directors' remuneration report | 62 |
| Report of the audit and risk committee | 67 |
| Statement of directors' responsibilities | 73 |

03. Financial Review

| | |
|---|-----|
| Independent auditor's report | 75 |
| Statement of comprehensive income | 83 |
| Statement of financial position | 84 |
| Statement of changes in equity | 85 |
| Statement of cash flows | 86 |
| Notes to the financial statements | 88 |
| Securities financing transactions - unaudited | 106 |

04. Investor Information

| | |
|--|-----|
| Notice of meeting | 109 |
| Shareholder communications | 112 |
| General information | 113 |
| Shareholder information | 114 |
| Glossary of alternative performance measures | 115 |

An aerial photograph of a large, circular urban plaza paved with reddish-brown bricks. The plaza is surrounded by tall city buildings. Numerous cars are parked or driving around the perimeter of the circle. A large, semi-transparent purple circle is centered over the plaza, containing the text "01. Strategic Report" in white, bold, sans-serif font.

01. Strategic Report

Strategic report

The Directors present the Strategic Report for the year ended 31 March 2024, which incorporates the Chairman's Statement, and has been prepared in accordance with the Companies Act 2006.

The aim of the Strategic Report is to provide shareholders with the ability to assess how the Directors have performed in their duty to promote the success of the Company for shareholders' collective benefit, and having regard for the interests of all stakeholders, by bringing together in one place key information about the Company's strategy, the risks it faces, how it is performing and the outlook.

Financial Summary 2023-2024

| | Year Ended 31 March 2024 | Year Ended 31 March 2023 | Change |
|--|-----------------------------|-----------------------------|--------|
| Net Asset Value Total Return (Cum-Income) ^(a) | 7.9% | 0.8% | |
| Share Price Total Return ^(a) | 4.9% | 0.5% | |
| MSCI Emerging Markets (Net Dividends) Index Total Return ^(a) | 5.9% | (4.9)% | |
| Total Net Assets (£ millions) | 2,034.9 | 2,017.5 | 0.9% |
| Net Asset Value (Pence per Share) | 182.5 | 174.1 | 4.8% |
| Share Price (Pence per Share) | 154.4 | 152.2 | 1.4% |
| Share Price Discount to Net Asset Value at Year End ^(a) | 15.4% | 12.6% | |
| Average Share Price Discount to Net Asset Value Over the Year ^(a) | 13.9% | 13.0% | |
| Ordinary Dividend ^(b) (Pence per Share) | 5.00 | 5.00 | |
| Revenue Earnings ^(c) (Pence per Share) | 5.18 | 5.72 | |
| Net Gearing ^(a) | 0.0% | 0.0% | |
| Ongoing Charges Ratio ^(a) | 0.97% | 0.98% | |

Source: Franklin Templeton and FactSet.

(a) A glossary of alternative performance measures is included on pages 115 and 116.

(b) An annual ordinary dividend of 5.00 pence per share for the year ended 31 March 2024 has been proposed. This comprises the interim dividend of 2.00 pence per share (2023: 2.00 pence per share) paid by the Company on 26 January 2024 and a proposed final dividend of 3.00 pence per share (2023: 3.00 pence per share).

(c) The revenue earnings per share figures are shown in the Statement of Comprehensive Income on page 83 and Note 7 of the Notes to the Financial Statements.

10 year record

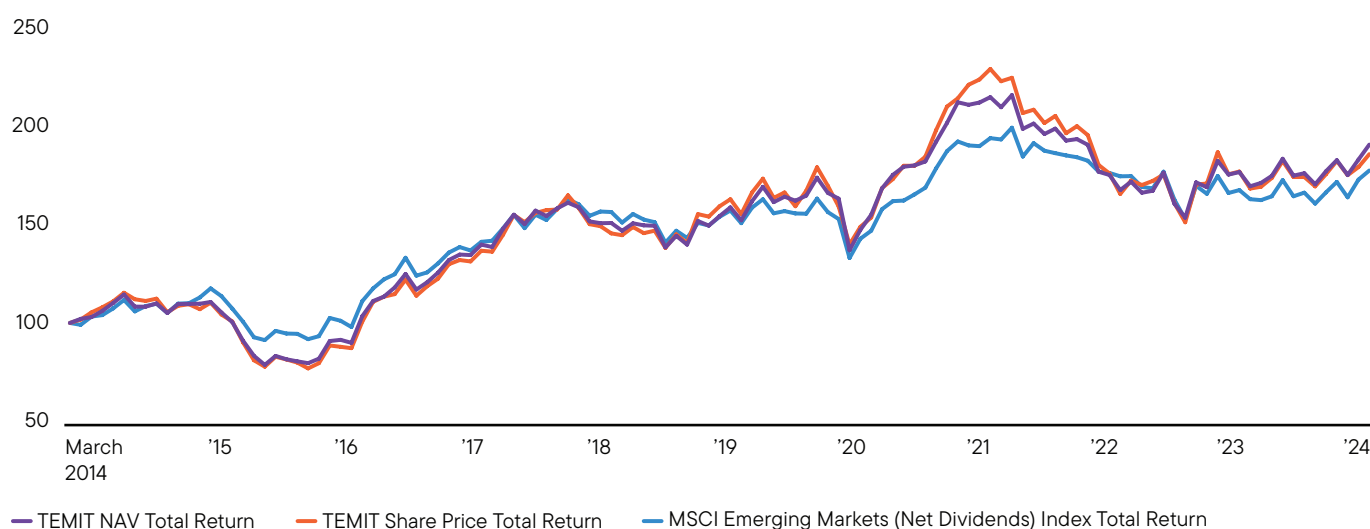
2014-2024

| Year Ended | Total Net Assets (£m) | NAV ^(a) (Pence per Share) | Share Price ^(a) (Pence per Share) | Year-End Discount ^(b) (%) | Revenue Earnings ^(a) (Pence per Share) | Annual Dividend ^(a) (Pence per Share) | Ongoing Charges Ratio ^(b) (%) |
|---------------|-----------------------|---|---|--------------------------------------|--|---|--|
| 31 March 2014 | 1,913.6 | 118.4 | 105.4 | 10.9 | 1.83 | 1.45 | 1.30 |
| 31 March 2015 | 2,045.0 | 128.2 | 111.2 | 13.3 | 1.86 | 1.65 | 1.20 |
| 31 March 2016 | 1,562.3 | 104.8 | 90.8 | 13.4 | 1.41 | 1.65 | 1.22 |
| 31 March 2017 | 2,148.1 | 152.6 | 132.3 | 13.3 | 1.32 | 1.65 | 1.20 |
| 31 March 2018 | 2,300.8 | 169.2 | 148.6 | 12.2 | 3.18 | 3.00 | 1.12 |
| 31 March 2019 | 2,118.2 | 168.5 | 153.2 | 9.1 | 3.45 | 3.20 | 1.02 |
| 31 March 2020 | 1,775.7 | 146.5 | 131.4 | 10.3 | 4.88 | 3.80 ^(c) | 1.02 |
| 31 March 2021 | 2,591.3 | 219.4 | 202.4 | 7.7 | 5.73 | 3.80 ^(c) | 0.97 |
| 31 March 2022 | 2,100.4 | 178.2 | 156.4 | 12.2 | 3.44 | 3.80 | 0.97 |
| 31 March 2023 | 2,017.5 | 174.1 | 152.2 | 12.6 | 5.72 | 5.00 | 0.98 |
| 31 March 2024 | 2,034.9 | 182.5 | 154.4 | 15.4 | 5.18 | 5.00 ^(d) | 0.97 |

10 Year Performance

2014-2024

NAV, Share Price and Benchmark Total Return^(e)



Source: Franklin Templeton and FactSet.

(a) Comparative figures for financial years 2014 to 2021 have been retrospectively adjusted following the sub-division of each existing ordinary share of 25 pence into five ordinary shares of 5 pence each on 26 July 2021.

(b) A glossary of alternative performance measures is included on pages 115 and 116.

(c) Excludes the special dividend of 0.52 pence per share for the year ended 31 March 2020 and the special dividend of 2.00 pence per share for the year ended 31 March 2021.

(d) An annual ordinary dividend of 5.00 pence per share for the year ended 31 March 2024 has been proposed. This comprises the interim dividend of 2.00 pence per share paid by the Company on 26 January 2024 and a proposed final dividend of 3.00 pence per share.

(e) Rebased to 100 at 31 March 2014.

Chairman's statement



‘Over the year under review, our Investment Managers produced a commendable +7.9% NAV total return, which was 2.0 percentage points higher than the benchmark index.’

Angus Macpherson
Chairman

It is a great pleasure to deliver to you my first statement since assuming the role of Chairman in January. All of the Board members would like to thank my predecessor Paul Manduca for his excellent contribution in leading the Board and steering the Company over the last nine years. We wish Paul well in his current and future endeavours.

I have been involved with emerging markets for most of my career. During that time, I have considered Templeton Emerging Markets Investment Trust, your Company, as a pioneer of the asset class and the most widely recognised and admired investment vehicle of its type. Its achievements speak for themselves: from its launch 35 years ago, it has provided a NAV total return of +4,155.4% compared to a benchmark total return over the same period of only +1,752.0%.

At the moment, some of the forces that drove this performance – globalisation, free trade and geopolitical stability following the fall of the Berlin wall – are under threat. China, the largest and most successful emerging market, is a cause of increasing alarm to western governments. This has translated into less compelling returns for the asset class. Since 2000 emerging market equities have returned more to shareholders than world stock markets overall, but most of that outperformance occurred in the first decade of the 21st century and in the most recent ten years this trend has reversed.

Your Manager and Board are optimistic about emerging markets in the longer term but acknowledge that significant challenges are adversely impacting the appetite of investors for emerging market equities as an asset class at this time.

Performance^(a)

Over the year under review, our Investment Managers produced a commendable +7.9% NAV total return, which was 2.0 percentage points higher than the benchmark index.

The share price performance of the Company did not reflect this positive performance, delivering a total return of only +4.9%, as the discount the shares trade to their underlying net asset value widened from 12.6% to 15.4%. We believe that this mainly reflects investor appetite for emerging markets.

Share price rating

This discount is extremely unsatisfactory and of considerable concern to the Board. Your Company is not alone in experiencing such a discount: at the end of March 2024 the average investment trust discount was 15.6%, compared with 3.2% three years previously^(b). This does not alter the fact that investors have recently only been willing to buy £1 of emerging market equities for around 85p. While the cause is evidently a lack of buyers for the Company's shares, the solution is harder to achieve.

(a) See Glossary of Alternative Performance Measures on pages 115 and 116.

(b) Source: Winterflood (data provided by Refinitiv).

The Board believes that there are three important factors which can narrow the discount: renewed investor enthusiasm for emerging market equities after a period in the doldrums (investor psychology is notoriously cyclical); a company structure with investment performance that makes it attractive relative to other investment vehicles; and an enhanced profile through marketing that increases awareness amongst new investors.

Two of these three factors, the performance of the Company and its marketing efforts, have been strong. The Portfolio Managers, Chetan Sehgal and Andrew Ness, have delivered outperformance. This year, the Company received an Income and Growth award rating from Kepler Investment Trust Intelligence. Kepler's annual ratings are intended to highlight investment trusts that have demonstrated attractive and consistent performance over the long term, using the unique advantages of the investment trust structure to benefit shareholders.

Our Manager has also been active in promoting TEMIT's shares to existing and potential investors via a variety of traditional and online channels. In recent years they have made great advances particularly in digital marketing. Additionally, our Portfolio Managers participate in a range of activities, including presentations to investor groups and meetings with key journalists. The Board was pleased again to be recognised by the AIC in its awards for shareholder communication in September 2023, for the second consecutive year.

So the missing factor to a natural and positive re-rating for our shares is a return to favour for emerging markets more generally. We cannot influence this but our objective is to continue to lay the foundations through appropriate structural mechanisms, strong performance and ongoing marketing, so that the Company can enjoy the benefit of buying interest when sentiment towards emerging markets improves.

Shareholder returns

There are a number of levers at the disposal of the Board which have been put in place to make the shares of the Company relatively more attractive: a commitment to at least maintain the dividend; a share buyback programme for up to £200.0 million; a further conditional tender offer; and amendments to the Company's management fee arrangements.

Dividends

An interim dividend of 2.00 pence per share was paid at the half year stage and the Board is proposing an unchanged final dividend of 3.00 pence per share, taking the total for the year to 5.00 pence per share. The proposed full year dividend yield will amount to 3.2%, based on the share price as at 31 March 2024. This compares with net revenue earnings for the year under review of 5.18 pence per share, which was a little lower than the preceding year.

Over the course of the last five years, including this year's proposed final dividend, the Company has paid aggregated dividends^(a) of £249.0 million or 23.92 pence per share to shareholders. Over five years, we will then have returned circa 15.6% of the share price on 31 March 2019 to shareholders in dividends.

The Company has accumulated significant distributable reserves over the years and the Board intends to at least maintain the dividend at the current level of 5.00 pence per share for next five years and will, if necessary, use reserves to do so. This equates to a total minimum distribution over the next five years of £278.7 million on the basis of the number of shares in issue as at 31 March 2024, and equivalent to 16.2% of the Company's market capitalisation as at 31 March 2024.



Taiwan

(a) Includes special dividends of 0.52 pence per share for the year ended 31 March 2020 and 2.00 pence per share for the year ended 31 March 2021 which related respectively to an extraordinary distribution from Brilliance China Automotive and a tax reclaim.

Share buybacks

The Board does not believe that share buybacks narrow the discount to NAV in anything other than the short term. However, the Board remains steadfast in its view that share buybacks are important in providing liquidity to shareholders and enhancing returns. In the Board's view an investment manager needs a very high level of conviction to purchase a new holding when shares of the Company can be purchased at a wide discount to NAV. In total over the last year, £65.9 million was allocated to share buybacks, representing 3.8% of the outstanding share capital. All buybacks were executed at a discount to the prevailing NAV and this resulted in an increase in the NAV of 0.54% to the benefit of continuing shareholders.

Over the past five years, the Company has purchased 142.3 million^(a) shares for £218.2 million. In aggregate these share buybacks resulted in an increase in the NAV of 1.5% to the benefit of continuing shareholders.

In view of the wide discount that the shares are trading to their underlying NAV the Board has decided that it will substantially increase the rate of share buybacks and, if the discount persists, intends to repurchase up to £200.0 million of shares at open market value over the next 12 to 24 months and continue at a suitable rate as required thereafter. This should enhance returns for continuing shareholders and provide improved liquidity for those wishing to realise their investment.

Conditional tender offer

31 March 2024 also marked the point at which we measured performance over five years for our conditional tender offer. In 2019, the Board announced that if the NAV total return over five years did not exceed that of the benchmark index, then the Company would implement a conditional tender offer for up to 25% of the issued share capital at a price equal to the net asset value less two per cent (less the costs of the tender offer). The Board is pleased to report that the NAV total return over the period was +23.4%, which was 8.3 percentage points higher than that of the benchmark index, representing annualised outperformance of over 1.6% per annum. As a result, the conditions for triggering the tender offer were not met.

The Board and Manager believe in active management to generate excess return. As a consequence, we have decided to offer a new conditional tender. If over the five-year period from 31 March 2024 to 31 March 2029 the Company's net asset value total return fails to exceed the benchmark total return then the Board will put forward proposals to shareholders to undertake a tender offer for up to 25 per cent of the outstanding share capital at the discretion of the Board. Any such tender offer will be at a price equal to the then prevailing net asset value less two per cent (less the costs of the tender offer). As with the previous conditional tender offer, any tender offer will also be conditional on shareholders approving the continuation vote in 2029 and would take place following the Company's 2029 annual general meeting ('AGM').

(a) Adjusted for the sub-division of each share into five shares on 26 July 2021.

Fees

The Board recognises the commitment of its Manager to provide on-the-ground presence across global emerging markets. It also recognises the industry-wide pressure on management fees. The Board's measured response is a phased change in fees between now and mid-2026.

Current fee rates:

- 1% of the first £1 billion of net assets;
- 0.75% of net assets between £1 billion and £2 billion; and
- 0.5% of net assets over £2 billion.

With effect from 1 July 2024 and 1 July 2025, the middle rate band for net assets between £1 billion and £2 billion will reduce to 0.7% and then 0.6% respectively.

With effect from 1 July 2026:

- 1% of the first £1 billion of net assets;
- 0.5% of net assets over £1 billion.

Based on the current net asset value of approximately £2 billion, this will result in the blended fee rate reducing from approximately 0.875% today to 0.75% in 2026.

Over the last five years in aggregate £467.2 million has been returned to shareholders through dividends and share buybacks, some 22.1% of net assets at the start of the five-year period. If the tender offer had been triggered and taken up this would have risen to £965.7 million or the equivalent of some 45.6% of net assets at the start of the period.

Going forward, we believe that the Investment Managers are well positioned to deploy capital in emerging market equities to the benefit of Company shareholders. The Board believes that the measures announced above represent an even greater commitment over the next five years to underpin the returns to shareholders through dividends, a more aggressive buyback programme, a new conditional tender offer, and lower fees.

Gearing

The Board believes that gearing is one of tools that closed ended investment vehicles like TEMIT can use to differentiate themselves from open ended vehicles. At times of high conviction market exposure can be increased through increasing gearing. The Board is currently reviewing our approach to gearing with Franklin Templeton. Historically, TEMIT had two facilities: a fixed rate loan of £100.0 million at an attractive rate of interest which is set to mature in January 2025 and a £120.0 million revolving credit facility. When the latter facility matured in January 2024 the Board opted not to renew it because at the time the Investment Managers were not using the facility and interest rates had risen substantially since the facility was first set up. The Board and Investment Managers are

exploring alternative forms of gearing such as Contracts for Difference and other derivatives. We will communicate with shareholders when this review is concluded.

Stewardship

Since TEMIT was launched in the late 1980s, our Investment Managers have had a strong focus on the corporate governance of investee companies, which we believe has helped many companies to understand and attract international investors. Details of the Investment Managers' process are included in this report starting on page 30, along with a summary of the approach to Environmental, Social and Governance ('ESG') considerations. While sustainability has garnered increasing attention in recent years, it has always represented one element of a multi-faceted investment process. To comprehensively illustrate the wide range of analysis and activities undertaken, two years ago the Investment Managers started to produce an annual dedicated Stewardship Report for TEMIT, and this initiative continues to receive a favourable response from shareholders and industry experts. This year's report was published simultaneously with this Annual Report and is available to download at www.temit.co.uk.

The Board

Following my appointment the Board comprises four men and two women, a composition that we recognise falls below best practice in gender diversity. We intend to address this as Directors retire in due course, prioritising the enhancement of the Board's diversity while remaining attentive to the best interests of our shareholders. Our aim is to ensure that the Board maintains a robust blend of skills, knowledge, and experience.

Annual General Meeting and continuation vote

I am pleased to extend an invitation to all shareholders to join us for our AGM on 11 July 2024 at Stationers' Hall in London. We look forward to welcoming those shareholders who are able to come to the meeting.

The Company's Articles of Association stipulate that the Board must seek shareholders' approval every five years for its continuation, and a continuation vote is scheduled for this year's AGM. This vote coincides with the 35th anniversary of TEMIT's launch. As mentioned in the discussion of the conditional tender offer above, performance over the last five-yearly cycle has been strong. Furthermore, over the 35 years since TEMIT's inception returns have been exceptional. The NAV total return has been over 40-fold, compared with a 17-fold return for our benchmark index. In light of the long-term track record and the strength of the investment management team, the Board unanimously recommends that shareholders vote in favour of continuation.

Whether you intend to attend the meeting in person or not, you are strongly encouraged to submit your votes on the AGM resolutions in advance of the meeting. Submitting votes by proxy

does not preclude you attending the meeting or changing your vote if you do subsequently decide to attend the AGM. If you have any questions, please send these by email to temitcosec@franklintempleton.com or via www.temit.co.uk/investor/contact-us in advance of the meeting. You are also welcome to use these contact details should you have a question at any other time. Any questions that we receive will be considered and, if appropriate, responses will be provided on our website www.temit.co.uk.

Outlook – risks and opportunities

While there has been a significant deterioration in the geopolitical environment, the Board considers that the equity markets in which TEMIT invests are less expensive than those of developed markets, while the prospects for economic growth in emerging markets are superior. Those two factors should make emerging market equities very appealing for long-term investment.

The most immediate challenge is China, which is around 25% of our benchmark index. The combination of increasing tensions with the US, changes in domestic policy and the poor performance of the Chinese economy are together causing concerns about the wisdom of investment in China.

Given the significant exposure of our portfolio to China the Board met in China and Hong Kong in March 2024 with some of the analysts who assist our Portfolio Managers. Franklin Templeton has extensive and impressive research resources in the region and provided the Board with deep insights into the range of investment opportunities that they are considering. The Investment Managers' view, which we share, is that while these risks are very real, asset prices are substantially discounted for them.

Additionally, the Board and Investment Managers believe that China is probably too integrated into the global economy for economic sanctions to profit any party. However, the risks, while remote, are large and it would be imprudent to ignore them.

At the point investors perceive these risks to have moderated, it is reasonable to assume that shareholders will once again be rewarded with the returns they used to earn from investing in the most exciting, fastest growing economies in the world.

Angus Macpherson

Chairman

7 June 2024

The investment managers

TEMIT's Investment Management is delegated to Franklin Templeton Investment Management Limited ('FTIML') and Templeton Asset Management Ltd ('TAML') (together, the 'Investment Managers'). Portfolio Managers from FTIML and TAML form part of the wider Franklin Templeton Emerging Markets Equity group ('FTEME'). FTEME have managed the portfolio since TEMIT's inception and are pioneers in emerging markets equity investing. They bring more than 35 years of experience and local knowledge from over 70 investment professionals, based in 14 countries around the world.

The team has a collaborative investment process where all analysts and portfolio managers work together to contribute to investment returns. They meet regularly, both formally and informally, to debate and exchange ideas, investment themes and enrich their understanding of the markets by drawing on local insights to build a global perspective and context to their thinking. They also benefit from the broader resources available throughout Franklin Templeton.

The Portfolio Managers for TEMIT, Chetan Sehgal (lead) and Andrew Ness, are senior executives in FTEME.

Portfolio Managers



Chetan Sehgal
CFA

Chetan is the lead Portfolio Manager of TEMIT and is based in Singapore.

As part of his broader responsibilities within FTEME, Chetan is also the director of portfolio management. In this capacity, he is responsible for the overall Global Emerging Markets strategies, providing guidance and thought leadership, co-ordinating appropriate resources and coverage, and leveraging the group's expertise to add value across products within the strategies.

Chetan joined Franklin Templeton in 1995 from Credit Rating Information Services of India Ltd, where he was a senior analyst.

Chetan holds a B.E. Mechanical (Hons) from the University of Bombay and a postgraduate diploma in Management from the Indian Institute of Management in Bangalore, where he specialised in finance and business policy and graduated as an institute scholar. Chetan speaks English and Hindi and is a Chartered Financial Analyst ('CFA') Charterholder.



Andrew Ness
ASIP

Andrew Ness is a Portfolio Manager of TEMIT and is based in Edinburgh.

Prior to joining Franklin Templeton in September 2018, Andrew was a Portfolio Manager at Martin Currie. He began his career at Murray Johnstone in 1994 and worked with Deutsche Asset Management in both London and New York before joining Scottish Widows Investment Partnership in 2007.

Andrew holds a B.A. (Hons) in Economics and an MSc in Business Economics from the University of Strathclyde in the UK. He is an Associate Member of the UK Society of Investment Professionals and a member of the CFA Institute.

The investment managers' report

Review of performance^(a)

Emerging markets advanced over the 12 months ended 31 March 2024. The macroeconomic environment, however, has been challenging, given ongoing geopolitical conflicts and high interest rates. The information technology sector was one of the key drivers of returns during the period, led by expectations of a recovery in demand. The emergence of widely-available artificial intelligence ('AI') has been a catalyst for growth in certain segments of the emerging markets economies such as South Korea and Taiwan. The MSCI Emerging Markets Index returned +5.9% for the 12-month period under review, while TEMIT delivered a net asset value total return of +7.9% (all figures are net total return in pounds sterling)^(b). Full details of TEMIT's performance can be found on page 4.

By region, emerging markets in Latin America produced positive returns and, overall, fared better than markets in Asia and EMEA (Europe, the Middle East and Africa). Latin America saw an improvement in its general economic environment, giving rise to interest-rate cuts by central banks. Equities in the EMEA region also rose. While higher oil prices, driven by supply concerns, provided some support to Middle Eastern equities, concerns about the Israel-Hamas conflict and a higher-for-longer interest-rate environment in the United States limited gains. Emerging market Asia also advanced, but at a much slower pace than its above-mentioned peers. A slower-than-expected recovery in the information technology sector featured for most of 2023, impacting the technology-heavy countries of South Korea and Taiwan, but optimistic growth projections due to AI spurred investor interest. India logged gains amid improving macroeconomic indicators and robust corporate earnings, but concerns over China's recovery continued to weigh on the region.

China/Hong Kong

TEMIT's largest allocation by country was in stocks listed in China or Hong Kong, although the allocation was lower than the proportion of China/Hong Kong in the benchmark index. Chinese equities fell by almost 19% in sterling terms over the 12-month period. Concerns about the country's slow consumption recovery and geopolitical tensions between China and the West impacted investor sentiment. Its property sector woes, plagued by liquidity worries and a lack of demand, also featured heavily during the reporting period. A downgrade of China's credit outlook and lack of strong stimulus from the China Economic Work Conference and National People's Congress pressured Chinese equities further. Government efforts to stabilise the equity markets and regulatory intervention to shore up investor sentiment were insufficient to reverse the losses that the Chinese equity market had suffered. While being alert to the risks of investing in China we do, however, still see the potential for positive returns in China and opportunities in Chinese equities. In particular the internet industry, to which the portfolio has sizeable exposure, has adjusted to the new operating environment as China eased its regulatory crackdown on the industry. The potential for the Chinese government's policies to support their economy is now more evident, and we believe that this may be a driver of performance.



South Korea

TEMIT's second-largest market position was South Korea, where the portfolio had a higher allocation than the benchmark. South Korean equities rose by more than 11% during the reporting period, as the technology-heavy market's earlier struggles due to weakening demand for technology products were quickly overturned by a rally in the information technology sector. Expectations of a recovery in the semiconductor cycle and an improving outlook for technology stocks, particularly from increased interest and enduring optimism around AI, propelled gains. A short-selling ban and the country's Corporate Value-Up Programme, which plans to encourage and support companies to return more capital to shareholders and improve governance to reduce the valuation discount for South Korean companies, also supported the outperformance of the country's equity market. South Korea is less exposed to geopolitical risks as compared to China, and the country is home to several companies that are broadly expected to benefit from the secular trends of digitalisation and decarbonisation, such as technology-related companies, and firms in the value chain of electric vehicle ('EV') production.



(a) All benchmark performance as per the MSCI Emerging Markets (Net Dividends) Index.

(b) See Glossary of Alternative Performance Measures on pages 115 and 116.

Taiwan

The Taiwanese market also performed well, ending the reporting period with a gain of more than 25%. The technology-heavy and export-oriented country experienced a recovery in its technology exports, which lifted performance together with AI-induced growth expectations. However, Taiwan's central bank went against global trends and raised benchmark interest rates in March 2024. TEMIT's allocation to Taiwan is marginally higher than the benchmark, with a difference of less than 1%. The portfolio's exposure to the country is largely attributable to its semiconductor industry and TEMIT's largest portfolio holding, Taiwan Semiconductor Manufacturing Company ('TSMC'). Besides being an essential component of electronic devices used in various sectors and industries, the emergence of AI should drive further demand for TSMC's advanced chips. We maintain a positive long-term view on Taiwan's semiconductor industry.




India

India was TEMIT's fourth-largest exposure at the end of March 2024. Indian equities rose by nearly 34% over the 12-month period, benefitting from reducing inflation, improving economic indicators and strong corporate earnings. Favourable results for the incumbent government in state elections and expectations of relatively high gross domestic product ('GDP') and corporate earnings growth also boosted the country's equity market. India has two growth drivers: strong domestic consumption and infrastructure investments. While higher energy prices remain a risk to India's near-term outlook, the diversification of its power sources should eventually ease pressure from imported energy and inflation in the long term. India also stands to benefit from rising geopolitical tensions, where the United States, the European Union and Japan are adopting a 'derisking' strategy by realigning their supply chains and strengthening bilateral relations with their allies. India is itself a solution to manufacturers in developed markets seeking to diversify their supply chains, underpinned by its sizeable and youthful population and positive government policies leading to infrastructure investments (thus attracting more foreign direct investments).



Brazil

Equities in Brazil experienced some volatility within the 12 months under review but ultimately finished the reporting period with gains of more than 24%. For the first six months of the period, Brazilian equities reacted favourably to improvements in the country's macroeconomic environment, where inflation reached a new 12-month low and the country experienced stronger-than-expected GDP growth. While these two datapoints continued to improve thereafter, the country's inflation rose slightly more than consensus expectations in February 2024, and sequential GDP growth in the last quarter for 2023 stagnated. However, the Brazilian government displayed confidence in the country's macroeconomic outlook, expecting economic growth to exceed 2% in 2024 with inflation moderating to the midpoint of the central bank's target range. The approval of the country's new fiscal framework and the subsequent commencement of the central bank's interest rate easing cycle overcame some negativity stemming from concerns about changes to the country's taxation regulations, which could potentially impact corporate earnings. Interest-rate cuts also helped to drive the performance of the country's equity market.



Investment strategy, portfolio changes and performance attribution

The following sections show how TEMIT's exposure to individual stocks, to regions and to countries accounted for its investment performance over the period. We continue to emphasise that our investment process selects companies based on their individual attributes and ability to generate risk-adjusted returns for investors, rather than taking a high-level view of sectors, countries, or geographic regions to determine our investment allocations.

Our investment style is centred on finding companies with sustainable earnings power and whose shares trade at a discount relative to their intrinsic worth and to other investment opportunities in the market. We also pay close attention to risks.

We continue to utilise our research-based and active approach to help us to find companies that have high standards of corporate governance, respect their shareholders and also allow us to understand the local intricacies that may determine consumer trends and habits. Utilising our large team of analysts, we aim to maintain close contact with the board and senior management of existing and potential investments and believe in engaging constructively with our investee companies.

All of these factors require us to conduct detailed analyses of potential returns versus risks with a time horizon of typically five years or more.

Our well-resourced, locally based teams remain a key competitive advantage. This local presence allows us to understand business models, competitive dynamics, and supply chain issues. We have also managed to get insights into regulatory conversations and management capabilities, which are factored into our analysis. We view our locally based teams, which are armed with vast knowledge of the respective countries' macroeconomic issues and views on the ground as vital sources of input into the investment process. This complements our global presence, which allows us to analyse short-term uncertainties and determine if these are reflective of cyclical or structural trends.

In the portfolio, we remain positioned in long-term growth themes including consumption of premium goods and services and the use of digital devices, health care and technology. We focus on companies reflecting our philosophy of owning good quality businesses, with long-term sustainable earnings power and share prices at a discount to intrinsic worth. We see high levels of leverage as a risk and continue to avoid companies with weak balance sheets.

Performance Attribution Analysis %

Year to 31 March

| | 2024 | 2023 | 2022 | 2021 | 2020 |
|---|------------|------------|--------------|-------------|------------|
| Net Asset Value Total Return ^(a) | 7.9 | 0.8 | (17.3) | 54.5 | (11.2) |
| Expenses Incurred | 1.0 | 1.0 | 1.0 | 1.0 | 1.0 |
| Gross Total Return ^(a) | 8.9 | 1.8 | (16.3) | 55.5 | (10.2) |
| Benchmark Total Return ^(a) | 5.9 | (4.9) | (7.1) | 42.3 | (13.5) |
| Excess return^(a) | 3.0 | 6.7 | (9.2) | 13.2 | 3.3 |
| Stock Selection | 0.3 | 7.3 | (10.2) | 6.0 | (2.0) |
| Sector Allocation | 2.1 | (0.4) | 0.8 | 6.5 | 3.3 |
| Currency | 0.3 | (0.2) | 0.2 | 0.6 | 1.8 |
| Share Buyback Impact | 0.5 | 0.2 | 0.0 | 0.3 | 0.4 |
| Residual Return ^(a) | (0.2) | (0.2) | – | (0.2) | (0.2) |
| Total Contribution | 3.0 | 6.7 | (9.2) | 13.2 | 3.3 |

This table sets out the results of a detailed analysis of the returns produced by the TEMIT portfolio, how this compares with the theoretical returns available from the benchmark index and factors affecting the comparison with the returns of the benchmark index.

Source: FactSet and Franklin Templeton.

(a) A glossary of alternative performance measures is included on pages 115 and 116.

Top 10 Contributors and Detractors to Relative Performance by Security (%)^(a)

| | Top Contributors | Contribution to portfolio relative to MSCI Emerging Markets Index | Top Detractors | Contribution to portfolio relative to MSCI Emerging Markets Index |
|---|-----------------------------|---|--------------------------------------|---|
| Overweight (TEMIT holds more than the index weight) | TSMC | 1.3 | Guangzhou Tinci Materials Technology | (1.2) |
| | Petroleo Brasileiro | 1.3 | Alibaba | (1.0) |
| | Samsung Life Insurance | 1.1 | WuXi Biologics | (0.8) |
| | MediaTek | 0.8 | Samsung SDI | (0.7) |
| | Brilliance China Automotive | 0.8 | Genpact | (0.6) |
| | Zomato | 0.7 | Prosus | (0.6) |
| | Itaú Unibanco | 0.6 | One97 Communications | (0.5) |
| | ICICI Bank | 0.6 | Baidu | (0.5) |
| | Techtronic Industries | 0.5 | Daqo New Energy | (0.5) |
| | | | NAVER | (0.4) |
| Underweight (TEMIT has no holding or a holding smaller than the index weight) | POSCO | 0.8 | | |

This table sets out the results of a detailed analysis of the returns produced by individual securities in the TEMIT portfolio, and how this has affected the overall returns produced by the portfolio compared with theoretical returns available from the benchmark index.

TSMC is the world's largest semiconductor foundry company. Its chips are used in a wide variety of solutions including personal computers, automotive and industrial equipment, and smartphones. An optimistic outlook coupled with in-line or better-than-expected sales and earnings data released during the period supported TSMC's share price. Expectations of healthy revenue growth driven by demand from AI applications, as well as recovery in the demand for smartphones and personal computers, further supported sentiment in the stock.

Finishing higher over the 12-month period were the shares of **Petroleo Brasileiro ('Petrobras')**. Its shares generally remained on an upward trend over most of the period. The company announced a new shareholder return policy and raised gasoline and diesel prices, which alleviated some investor concerns regarding its capital allocation and pricing policy. An increase in crude oil prices and improving investor confidence regarding policy risks continued to support its share price well. However, dividends in March 2024 missed consensus expectations, which led to a moderate fall in the share price. We continue to favour Petrobras in the oil and gas industry, given its large cash generation and high dividend yields.

The shares of **Samsung Life Insurance** also performed well over the period, logging most of its gains in the first quarter of 2024. Samsung Life Insurance is the leading life insurance company in South Korea and owns a meaningful stake in

Samsung Electronics. Its share price rallied in the latest quarter amid the country's Corporate Value-Up Programme and hopes that this would lead to better shareholder return policy.

Guangzhou Tinci Materials Technology, a China-based producer of electrolytes for EV batteries, saw its stock price fall over the period. Earnings for the company have been impacted due to an oversupply in the industry and declining lithium prices. Slower growth in EV demand as well as an increase in industry capacity for electrolytes have led to higher competition for the company. The company remains among the lowest cost producers in the industry.

The shares of **Alibaba**, a Chinese e-commerce company, also declined and rendered it a key detractor. Investor concerns about a slower demand recovery, higher competition, and the lack of strategic clarity after the company cancelled and/or delayed plans for a spinoff and initial public offering ('IPO') of some of its key businesses drove its share price lower. While the stock has seen significant derating over the past couple of years, the company continues to generate significant cash flows. The company has a strong buyback policy and we expect returns from here to be supported by such corporate actions.

WuXi Biologics is a Chinese specialist biotechnology contract development and manufacturing organisation. The share price declined in the later part of last year after the company made a downward revision to its guidance. The release of a draft US Senate bill, which aims to sanction WuXi AppTec (not a portfolio holding) and related companies led to a further decline in the share price. The company has denied the allegations and is engaging with various stakeholders. While there is uncertainty, we believe there is a pathway to avoid sanctions and are engaged with the company.

(a) For the period 31 March 2023 to 31 March 2024.

Contributors and Detractors to Relative Performance by Sector (%)^(a)

| | Top Contributors | Contribution to portfolio relative to MSCI Emerging Markets Index | Top Detractors | Contribution to portfolio relative to MSCI Emerging Markets Index |
|---|------------------------|---|----------------|---|
| Overweight (TEMIT holds more than the index weight) | Information Technology | 1.5 | Health Care | (0.4) |
| | Communication Services | 0.4 | | |
| | Financials | 0.3 | | |
| | Industrials | 0.1 | | |
| Underweight (TEMIT has no holding or a holding smaller than the index weight) | Energy | 0.6 | Utilities | (0.3) |
| | Real Estate | 0.2 | Materials | (0.1) |
| | Consumer Discretionary | 0.1 | | |
| | Consumer Staples | 0.0 | | |

This table sets out the results of a detailed analysis of the returns produced by the industrial sectors of the holdings in the TEMIT portfolio, and how this has affected the overall returns produced by the portfolio compared with theoretical returns available from the benchmark index.

A favourable overweight allocation in the **information technology** sector added to TEMIT's performance relative to its benchmark index during the 12-month period under review. TSMC (described above) and MediaTek (a Taiwan-based chip designer for smartphones and other technology devices) are examples of companies that aided relative returns. Holdings in the **energy** sector were also a source of TEMIT's outperformance of its benchmark, with Petrobras providing notable strength within the sector. Stock selection in the **communication services** sector also contributed to relative results.

In contrast, holdings in the **materials, health care and utilities** sectors detracted from relative performance, alongside an underweight allocation in utilities and materials. While the weakness in the materials sector was largely due to an overweight allocation in Guangzhou Tinci (described above), a weak property market in China also affected several related China-based portfolio holdings such as Beijing Oriental Yuhong Waterproof Technology, a producer of waterproof materials and engineering solutions used in real estate and China Resources Building Materials Technology, which is engaged in the production and sales of cement and aggregates. In the health care sector, WuXi Biologics was a key laggard (described above).

(a) For the period 31 March 2023 to 31 March 2024.

Contributors and Detractors to Relative Performance by Country (%)^(a)

| | Top Contributors | Contribution to portfolio relative to MSCI Emerging Markets Index | Top Detractors | Contribution to portfolio relative to MSCI Emerging Markets Index |
|---|------------------|---|-----------------|---|
| Overweight (TEMIT holds more than the index weight) | Taiwan | 2.2 | United States | (0.4) |
| | South Korea | 1.8 | Cambodia | (0.2) |
| | Brazil | 1.4 | | |
| | Russia | 0.4 | | |
| Underweight (TEMIT has no holding or a holding smaller than the index weight) | South Africa | 0.2 | India | (2.4) |
| | | | Poland | (0.3) |
| | | | China/Hong Kong | (0.2) |

This table sets out the results of a detailed analysis of the returns produced by the country of risk of the holdings in the TEMIT portfolio, and how this has affected the overall returns produced by the portfolio compared with theoretical returns available from the benchmark index.

By markets, holdings in **Taiwan, South Korea and Brazil** were beneficial, adding on to the positive contribution from overweight allocations. Once again, TSMC and MediaTek aided relative returns in Taiwan. While Samsung Life Insurance provided great support to South Korea's relative performance, steel product manufacturer POSCO played a supporting role. POSCO's share price rallied amid investor optimism about the company's increased longer-term targets for its battery materials business. In Brazil, besides Petrobras, retail-focused bank Itaú Unibanco also helped relative performance due to financial results that were generally in-line or exceeded consensus expectations for its first to third fiscal quarters of 2023.

Russia also contributed to relative returns. All Russian securities have been valued at zero since 4 March 2022. However, during the first six months of the financial year, an opportunity arose to dispose of TEMIT's holding in Yandex (Russia's largest search engine, which also offers a wide range of other online services in areas such as e-commerce) via an over-the-counter trade, which led to Russia being a top contributor to relative performance. The two remaining Russian securities, LUKOIL and Sberbank of Russia, continue to be fair valued at zero throughout the year.

Conversely, **India** was the top detractor from relative returns due to a combination of stock selection and an underweight exposure. Financial companies such as One97 Communications and HDFC Bank were among reasons for the relative underperformance. Guangzhou Tinci, Alibaba, and WuXi Biologics (all discussed above) were large drags on returns in **China**. An off-benchmark allocation in the **United States** dragged performance lower by a decline in the share price of Genpact, a US-listed technology services company that derives much of its earnings from services provided from India.

(a) For the period 31 March 2023 to 31 March 2024.

Top 10 Holdings

As at 31 March 2024

| Holding | Portfolio | | Benchmark % | Over/(Under) weight % |
|--|-----------|------|----------------|--------------------------|
| | £'000 | % | | |
| TSMC^(a) TSMC is the world's largest semiconductor foundry company based in Taiwan. The emergence of AI and expectations of a recovery in the demand for technology products contributed to a turnaround in TSMC's stock price. Driven by structural growth in demand for computing and the company's technology leadership, we remain confident in the resilience of the TSMC business model. | 252,050 | 12.6 | 8.3 | 4.3 |
| Samsung Electronics Samsung Electronics is one of the largest memory semiconductor manufacturers in the world. It also manufactures a wide range of consumer and industrial electronics and equipment. The memory sector is currently seeing an upturn in its fortunes driven by the rapid increase in demand for high bandwidth memory which is used in AI applications. With the migration to more complex technologies required for the more advanced products, the industry has also seen supply curtailment which augurs well for the prospects of commodity memory products as well. We continue to believe that memory companies will be a significant beneficiary of the AI revolution and that Samsung Electronics will remain a leader in this industry. | 133,737 | 6.7 | 4.6 | 2.1 |
| ICICI Bank ICICI Bank is a leading India-based private sector bank, it was the portfolio's third largest holding. The share price has seen sustained appreciation over the past years and the bank has been a key contributor to overall fund performance. This highlights the value of our longer-term, fundamentally driven investment process, which we continue to employ. The bank with its strong franchise remains well positioned to benefit from the India growth story. | 102,879 | 5.2 | 0.9 | 4.3 |
| Alibaba Alibaba is the leading e-commerce company in China. While intensified competition and weak macroeconomic performance in China has impacted the growth outlook for its e-commerce business, its other businesses such as cloud, fintech, local commerce and international e-commerce have significant potential. These could offer either growth opportunities or the possibility for improvement in profitability. While the stock has experienced a significant derating over the past couple of years, the company continues to generate significant cash flows. The company has a strong buyback policy and we expect returns from here to be supported by corporate actions. | 78,403 | 3.9 | 2.0 | 1.9 |
| Tencent Tencent is the largest gaming, communication, and social entertainment platform in China. It has a major presence in online games, digital advertising, video, music and live-streaming, fintech and other businesses such as cloud computing. The company should be a key beneficiary of AI across its business segments. The company seems to have adjusted well to the changing regulatory environment and slowing Chinese economy and continues to deliver strong cash flows, albeit at a much slower rate of growth. Tencent has also significant public and private investments in China and globally. Trading at attractive valuations, the company has been proactively undertaking share buybacks, which further enhances earnings per share. | 76,441 | 3.8 | 3.6 | 0.2 |
| Prosus Prosus is a leading global investment company and the largest shareholder of Tencent, a Chinese technology company. We see Prosus as a good proxy for Tencent exposure and is available at a discount to its net asset value ("NAV"). The company also has holdings in leading food delivery platforms globally. Management's effort to narrow the share price discount to NAV via buybacks should also support returns. | 63,881 | 3.2 | – | 3.2 |

(a) At time of investment this holding was less than 12% of the Company's assets.

| Holding | Portfolio | | Benchmark % | Over/(Under) weight % |
|---|-----------|-----|----------------|--------------------------|
| | £'000 | % | | |
| Samsung Life Insurance Samsung Life Insurance is the largest life insurance company in South Korea and is growing in the field of health insurance. With the increase in interest rates in the recent past and the steady move to more health-related products the company has been able to improve its profitability. It also owns a majority stake in the credit card business of the Samsung Group and has smaller stakes in the securities and the fire and marine businesses. Most notably it has a significant stake in Samsung Electronics, a world leading company which is currently benefitting from an upswing in the prospects of its main memory business. The Corporate Value-Up programme initiated by the South Korean government should provide incentives to improve distributions to shareholders. | 59,216 | 3.0 | 0.1 | 2.9 |
| Petrobras Petrobras is a leading oil and gas company in Brazil, recognised worldwide for its oil exploration in ultra-deep waters. It is a low-cost producer and has long life oil reserves. It remains our preferred pick in the oil and gas industry globally, given its large cash generation and high dividend yield. | 59,136 | 3.0 | 0.9 | 2.1 |
| NAVER NAVER is a South Korean internet search and advertising company. It also has business interests in e-commerce, financial services, and entertainment content. We believe that NAVER is in a good position to build a thriving ecosystem integrating e-commerce, payments and digital content based on its solid foundation in search and advertising. Its leadership position in AI solutions in South Korea should also provide the company with additional cost efficiencies and growth opportunities. | 53,165 | 2.7 | 0.3 | 2.4 |
| MediaTek MediaTek, listed in Taiwan, is a world-leading chip designer for smartphones and other technology devices. It should be a key beneficiary from growth in demand for chips from IoT ('Internet of Things'), automotive, industrial, and wi-fi applications. It should also be a beneficiary of the proliferation of new AI applications in various technology devices, which could require on-device AI computing. | 51,090 | 2.6 | 0.8 | 1.8 |

Portfolio Changes by Country

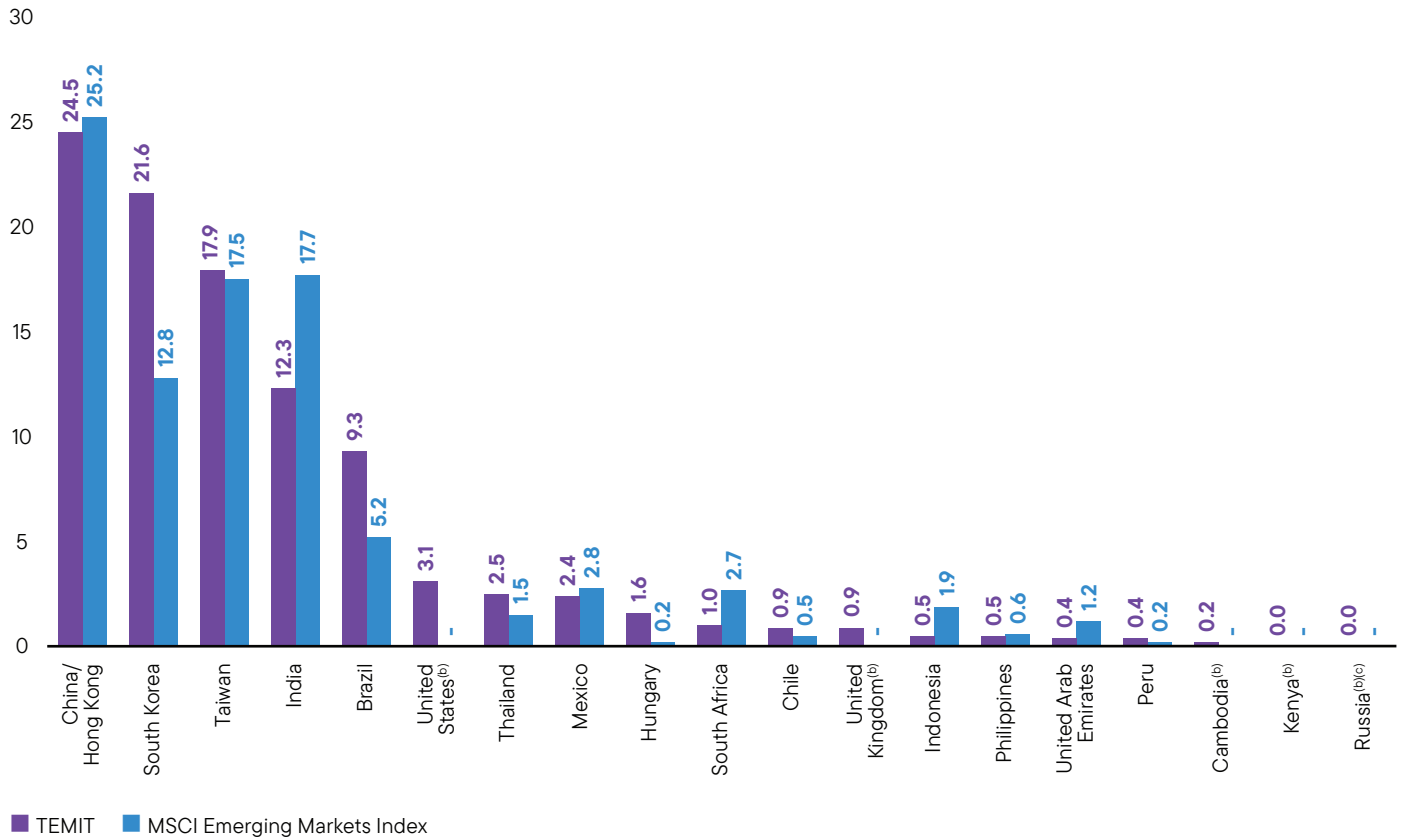
| Country | 31 March 2023 Market Value £m | Purchase £m | Sales £m | Market Movement £m | 31 March 2024 Market Value £m | Total Return in Sterling | |
|--------------------------|----------------------------------|-------------|--------------|-----------------------|----------------------------------|--------------------------|----------------------------------|
| | | | | | | TEMIT % | MSCI Emerging Markets Index % |
| China/Hong Kong | 616 | 148 | (126) | (148) | 490 | (21.0) | (18.8) |
| South Korea | 398 | 107 | (140) | 61 | 426 | 18.2 | 11.8 |
| Taiwan | 316 | 32 | (91) | 101 | 358 | 41.7 | 25.6 |
| India | 226 | 66 | (87) | 42 | 247 | 17.3 | 33.9 |
| Brazil | 155 | 24 | (26) | 33 | 186 | 36.8 | 24.3 |
| United States | 67 | 15 | (16) | (4) | 62 | (5.8) | – |
| Thailand | 49 | 10 | – | (10) | 49 | (16.7) | (18.2) |
| Mexico | 30 | 34 | (25) | 9 | 48 | 17.5 | 16.2 |
| Hungary | 20 | 11 | (3) | 2 | 30 | 20.7 | 44.2 |
| South Africa | 13 | 12 | – | (5) | 20 | (24.6) | (7.6) |
| Other | 103 | 5 | (42) | 13 | 79 | – | – |
| Total Investments | 1,993 | 464 | (556) | 94 | 1,995 | | |



Geographic Asset Allocation

As at 31 March 2024

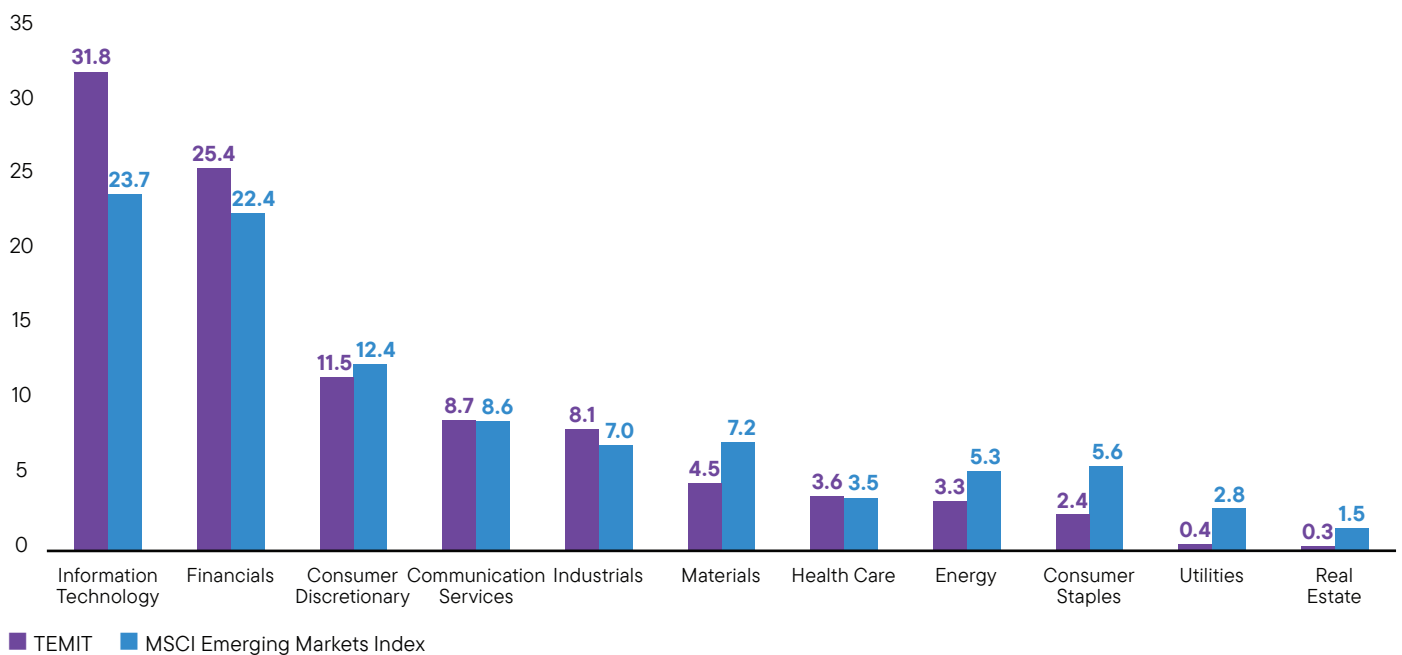
Country Weightings vs Benchmark (%)^(a)



Sector Asset Allocation

As at 31 March 2024

Sector Weightings vs Benchmark (%)



(a) Other countries included in the benchmark are Colombia, Czech Republic, Egypt, Greece, Kuwait, Malaysia, Poland, Qatar, Romania, Saudi Arabia and Turkey.

(b) Countries not included in the MSCI Emerging Markets Index.

(c) All companies held by TEMIT in this country are valued at zero.

Portfolio by Fair Value

| Holding | Sector | Fair Value £'000 | % of Portfolio |
|---|------------------------|------------------|----------------|
| Brazil | | | |
| Petrobras ^(a) | Energy | 59,136 | 3.0 |
| Itaú Unibanco ^{(a)(b)} | Financials | 44,608 | 2.2 |
| Banco Bradesco ^{(a)(b)} | Financials | 33,418 | 1.7 |
| Vale | Materials | 25,890 | 1.3 |
| Oncoclinicas do Brasil Servicos Medicos | Health Care | 8,132 | 0.4 |
| Hypera | Health Care | 8,122 | 0.4 |
| TOTVS | Information Technology | 7,032 | 0.3 |
| | | 186,338 | 9.3 |
| Cambodia | | | |
| NagaCorp | Consumer Discretionary | 3,772 | 0.2 |
| | | 3,772 | 0.2 |
| Chile | | | |
| Banco Santander Chile ^(b) | Financials | 18,105 | 0.9 |
| | | 18,105 | 0.9 |
| China/Hong Kong | | | |
| Alibaba ^(c) | Consumer Discretionary | 78,403 | 3.9 |
| Tencent | Communication Services | 76,441 | 3.8 |
| Prosus ^(d) | Consumer Discretionary | 63,881 | 3.2 |
| Techtronic Industries | Industrials | 39,071 | 2.0 |
| China Merchants Bank | Financials | 37,137 | 1.9 |
| Baidu | Communication Services | 28,067 | 1.4 |
| Guangzhou Tinci Materials Technology | Materials | 20,220 | 1.0 |
| Ping An Insurance | Financials | 16,424 | 0.8 |
| Uni-President China | Consumer Staples | 15,115 | 0.8 |
| Brilliance China Automotive | Consumer Discretionary | 14,774 | 0.7 |
| NetEase | Communication Services | 14,749 | 0.7 |
| Meituan | Consumer Discretionary | 12,547 | 0.6 |
| Daqo New Energy ^(b) | Information Technology | 11,999 | 0.6 |
| Wuxi Biologics | Health Care | 11,254 | 0.6 |
| Haier Smart Home | Consumer Discretionary | 9,072 | 0.5 |
| Ping An Bank | Financials | 8,259 | 0.4 |

| Holding | Sector | Fair Value £'000 | % of Portfolio |
|--|------------------------|------------------|----------------|
| China/Hong Kong | | | |
| H&H Group | Consumer Staples | 6,979 | 0.3 |
| Beijing Oriental Yuhong Waterproof Technology | Materials | 4,507 | 0.2 |
| COSCO SHIPPING Ports | Industrials | 4,453 | 0.2 |
| China Resources Building Materials Technology ^(e) | Materials | 3,582 | 0.2 |
| China Resources Land | Real Estate | 3,412 | 0.2 |
| Chervon Holdings | Consumer Discretionary | 2,526 | 0.1 |
| Greentown Service Group | Real Estate | 2,390 | 0.1 |
| BAIC Motor | Consumer Discretionary | 2,072 | 0.1 |
| Weifu High-Technology | Consumer Discretionary | 1,684 | 0.1 |
| JD.com | Consumer Discretionary | 1,255 | 0.1 |
| | | 490,273 | 24.5 |
| Hungary | | | |
| Gedeon Richter | Health Care | 21,486 | 1.1 |
| Wizz Air Holdings | Industrials | 8,979 | 0.5 |
| | | 30,465 | 1.6 |
| India | | | |
| ICICI Bank | Financials | 102,879 | 5.2 |
| HDFC Bank | Financials | 44,499 | 2.2 |
| Infosys Technologies | Information Technology | 21,760 | 1.1 |
| Bajaj Holdings & Investments | Financials | 17,004 | 0.8 |
| Federal Bank | Financials | 15,183 | 0.8 |
| ACC | Materials | 14,455 | 0.7 |
| Zomato | Consumer Discretionary | 13,450 | 0.7 |
| One97 Communications | Financials | 12,376 | 0.6 |
| Hindalco Industries | Materials | 4,981 | 0.2 |
| | | 246,587 | 12.3 |
| Indonesia | | | |
| Astra International | Industrials | 10,459 | 0.5 |
| | | 10,459 | 0.5 |
| Kenya | | | |
| East African Breweries | Consumer Staples | 592 | 0.0 |
| | | 592 | 0.0 |

| Holding | Sector | Fair Value £'000 | % of Portfolio |
|-----------------------------------|------------------------|------------------|----------------|
| Mexico | | | |
| Grupo Financiero Banorte | Financials | 44,681 | 2.2 |
| Nemak | Consumer Discretionary | 3,541 | 0.2 |
| Grupo Aeroportuario del Centro | Industrials | 0.0 | 0.0 |
| | | 48,222 | 2.4 |
| Peru | | | |
| Intercorp Financial Services | Financials | 8,150 | 0.4 |
| | | 8,150 | 0.4 |
| Philippines | | | |
| BDO Unibank | Financials | 10,247 | 0.5 |
| | | 10,247 | 0.5 |
| Russia | | | |
| LUKOIL ^(f) | Energy | 0.0 | 0.0 |
| Sberbank of Russia ^(f) | Financials | 0.0 | 0.0 |
| | | 0.0 | 0.0 |
| South Africa | | | |
| Netcare | Health Care | 13,324 | 0.7 |
| Discovery | Financials | 6,774 | 0.3 |
| | | 20,098 | 1.0 |
| South Korea | | | |
| Samsung Electronics | Information Technology | 133,737 | 6.7 |
| Samsung Life Insurance | Financials | 59,216 | 3.0 |
| NAVER | Communication Services | 53,165 | 2.7 |
| LG | Industrials | 43,201 | 2.2 |
| Samsung SDI | Information Technology | 38,948 | 2.0 |
| SK Hynix | Information Technology | 33,054 | 1.7 |
| Doosan Bobcat | Industrials | 22,419 | 1.1 |
| Soulbrain | Materials | 17,790 | 0.9 |
| Fila | Consumer Discretionary | 11,068 | 0.6 |
| LegoChem Biosciences | Health Care | 7,500 | 0.4 |
| Hankook Tire | Consumer Discretionary | 4,865 | 0.2 |
| KT Skylife | Communication Services | 1,444 | 0.1 |
| | | 426,407 | 21.6 |

| Holding | Sector | Fair Value £'000 | % of Portfolio |
|---|------------------------|------------------|----------------|
| Taiwan | | | |
| TSMC | Information Technology | 252,050 | 12.6 |
| MediaTek | Information Technology | 51,090 | 2.6 |
| Hon Hai Precision Industry | Information Technology | 42,316 | 2.1 |
| Yageo | Information Technology | 12,789 | 0.6 |
| | | 358,245 | 17.9 |
| Thailand | | | |
| Kasikornbank | Financials | 23,534 | 1.2 |
| Thai Beverage | Consumer Staples | 7,514 | 0.4 |
| Star Petroleum Refining | Energy | 6,346 | 0.3 |
| Kiatnakin Phatra Bank | Financials | 6,319 | 0.3 |
| Minor International | Consumer Discretionary | 5,062 | 0.3 |
| | | 48,775 | 2.5 |
| United Arab Emirates | | | |
| Emirates Central Cooling Systems | Utilities | 8,577 | 0.4 |
| | | 8,577 | 0.4 |
| United Kingdom | | | |
| Unilever ^(g) | Consumer Staples | 17,821 | 0.9 |
| | | 17,821 | 0.9 |
| United States | | | |
| Genpact ^(g) | Industrials | 31,600 | 1.6 |
| Cognizant Technology Solutions ^(g) | Information Technology | 30,499 | 1.5 |
| | | 62,099 | 3.1 |
| Total Investments | | 1,995,232 | 100.0 |

(a) Preferred shareholders are entitled to dividends before ordinary shareholders.

(b) US listed American Depositary Receipt.

(c) TEMIT holds shares in this company listed on the Hong Kong stock exchange and American Depositary Receipts listed on the New York stock exchange.

(d) This company is listed in the Netherlands. The classification of China/Hong Kong is due to most of its revenue coming from its holding in Tencent.

(e) 'China Resources Cement' was renamed to 'China Resources Building Materials Technology'.

(f) This company is fair valued at zero as a result of its trading being suspended on international stock exchanges.

(g) This company, listed on a stock exchange in a developed market, has significant exposure to operations from emerging markets.

| Market Capitalisation Breakdown % | Less than £1.5bn | £1.5bn to £5bn | £5bn to £25bn | Greater than £25bn |
|-----------------------------------|---------------------|-------------------|------------------|-----------------------|
| 31 March 2024 | 4.6 | 12.6 | 23.3 | 59.5 |
| 31 March 2023 | 5.2 | 11.3 | 23.1 | 60.4 |

| Split Between Markets % ^(a) | 31 March 2024 | 31 March 2023 |
|--|---------------|---------------|
| Emerging Markets | 95.8 | 94.5 |
| Developed Markets ^(b) | 4.0 | 5.0 |
| Frontier Markets | 0.2 | 0.5 |

In investing, a developed market is a country that is most developed in terms of its economy and capital markets. To be classified as a developed market, the country must be high income, but this also includes openness to foreign ownership, ease of capital movement, and efficiency of market institutions. An emerging market is a market that has some characteristics

of a developed market, but does not fully meet its standards. This includes markets that may become developed markets in the future or were in the past. The term 'frontier market' is used for developing countries with smaller, riskier, or more illiquid capital markets than 'emerging'.



Source: FactSet Research System, Inc.

(a) Geographic split between 'Emerging markets', 'Frontier markets', 'Developed markets' are as per MSCI index classifications.

(b) Developed market exposure represented by companies listed in United Kingdom and United States which have significant exposure to operations in emerging markets.

Outlook for emerging markets

The first quarter of 2024 has seen a recovery after a period of volatility. We believe that the current investment backdrop is conducive for emerging market equities. Potential interest rate cuts and better earnings growth for 2024 are expected to be tailwinds for emerging markets when they are implemented.

While interest rates are expected to be higher for longer, we believe that they will eventually moderate as goods inflation has started declining in most markets. Our overweight positions in Latin America—especially Brazil, where real rates remain high—reflect our view on interest rates.

AI has seen a boom led by the development of large language models. This has been facilitated by the advancement in semiconductor chips. New applications have emerged. We expect growth in this sector to be structural, driven by the adoption of AI solutions in both enterprise and consumer applications. This should benefit the AI supply chain. Many of the semiconductor and hardware companies catering to the AI industry are based in emerging markets and we remain overweight in that sector. We also remain overweight in South Korea and are well-invested in Taiwan to play these megatrends.

Meanwhile, the EV supply chain is currently experiencing a material slowdown in growth expectations as many consumers and governments have yet to fully embrace the advantages of their deployment. Although we remain aligned with the longer-term growth outlook for EVs, we have lowered our exposure to the EV value chain.

India and Middle Eastern countries have continued to see good economic growth. India is holding General Elections this year, and we expect political stability to continue. Valuations in many of the sectors in India remain elevated and we are currently underweight in that market, with most of our exposure being to the private sector banks. We remain opportunistic in our deployment of capital to the Middle East region, taking advantage of the boom in the IPO market in many of those countries.

The Chinese economy seems to have stabilised with signs of policy support, even though the property sector and government finances are still very feeble. In addition, we continue to see the western countries reduce their dependence on Chinese supply chains. All these factors continue to impinge on valuations in the China equity market

and we remain underweight in China. Most of our exposure is to the internet-related names in China where companies continue to generate cash and have elevated shareholder return policies.

It is an interesting time to look at emerging markets. Despite the dynamic nature of emerging markets, we believe that several enduring themes persist. First, we believe their structural growth potential remains superior, driven by an expanding and diverse investment universe with appealing valuations. Second, while navigating challenges such as the COVID-19 pandemic and geopolitical risks, emerging economies have demonstrated remarkable resilience, emphasising the potential for robust growth. Finally, strategic policy decisions, ongoing reforms, and innovation will shape the future of these markets, offering what we believe are significant opportunities for economic progress and investment gains in the years ahead. In summary, emerging markets have evolved, embracing innovation, technology, and diversification. As pivotal players in the global trade map, their adaptability and growth trajectory position them as key drivers of the world economy, making them, in our opinion compelling investment opportunities for investors globally.

Chetan Sehgal

Lead Portfolio Manager

7 June 2024

The investment managers' process



Investment philosophy and approach

FTEME's long-term approach is driven by the 3 S's, seeking **Structural** growth opportunities in emerging markets, investing in businesses with **Sustainable** earnings power at a discount to intrinsic worth, and believing in responsible **Stewardship** of client capital. FTEME seeks to capture the growth potential of emerging market companies and believes that this is best achieved by employing a bottom-up and fundamental security selection process. FTEME conducts in-depth proprietary company research with a long-term and independent perspective. FTEME believes in the responsible stewardship of clients' capital and that governance and sustainability issues create risks and opportunities for companies. ESG analysis is therefore integrated as a key element of fundamental bottom-up analysis.

TEMIT's performance in different market environments

FTEME's approach aims for outperformance over the long term. The investment strategy tends to produce stronger performance when company fundamentals are the primary driver for stock returns, where a focus on stock selection should produce superior results. Performance may be less strong in highly sentiment-driven market environments, when investors focus more on the overall economic picture rather than company fundamentals.

This can also be the case when the market is overly short-term oriented, and rewards companies driven by what FTEME views as unsustainable factors such as short-term demand/supply imbalances or inorganic growth.

Investment process

The three broad stages of FTEME's investment process comprise: idea generation, stock research, and portfolio construction and management; with governance and sustainability considerations and risk management fully integrated at all stages.

1 | Idea generation

The key source of idea generation is FTEME's team of over 70 analysts and portfolio managers located around the globe. Their experience and expertise allow them to identify trends which they may want to explore further through company research. In addition, FTEME's local presence, network and understanding of local dynamics may help to identify trends and opportunities that other market participants may filter out through standard quantitative screens. FTEME analysts speak the local language and are part of the local culture and fabric of the countries where they conduct research.

2 | Stock research

FTEME analysts conduct rigorous analysis to assess whether a company has sustainable earnings power, and to establish a proprietary estimate of its intrinsic worth. By integrating ESG analysis with traditional business and financial analysis, FTEME seeks to gain insights into the quality and risks of companies. FTEME's research platform currently has coverage of over 700 companies across emerging markets using a proprietary and rigorous bottom-up research approach, along with extensive knowledge of the wider investment universe.

FTEME's research analysts form detailed views of companies by collecting and analysing a variety of information. The team conducts detailed quantitative financial analysis by building in-depth company models to evaluate financial strength and profitability, and to project future earnings and cash flow. Industry demand and supply models are incorporated in the analysis, as well as country and currency macro considerations. FTEME has a strong emphasis on qualitative assessment.

The assessment of ability to sustain stable or growing economic profits over time is typically driven by a combination of factors, including (i) sound business models; (ii) sustainable competitive advantages; (iii) management foresight; and (iv) low debt levels. Earnings power is the demonstrable ability to generate sustainable economic profit into the future in areas which could be beyond the current scope of operations. The analysts look for real earnings growth by focusing on economic earnings and cash flows rather than reported earnings, and differentiating between operational earnings and financial earnings. They evaluate internal versus external drivers to earnings and prefer companies with earnings which can be affected through management action.

A key element of earnings power is therefore quality, as signified by (i) products and services with low regulatory and macro risk; (ii) financial strength; and (iii) management strength.

Each research recommendation may incorporate several valuation methods extending typically over a three to five-year horizon. FTEME aims to clarify the risk/reward balance of a company by conducting sensitivity analysis, stress-testing, and scenario analysis. It seeks to identify what the market consensus expectations are for a stock and how the team's fundamental views may differ.

3 | Portfolio construction

FTEME seeks to build a high-conviction stock-centric portfolio that is primarily driven by company-specific factors and focused on the long term. A bottom-up approach to stock selection is used, with country and sector allocations a residual of this process.

Portfolio style and characteristics

The strategy typically displays the following characteristics:

Core style



The strategy aims to deliver outperformance irrespective of market direction. The portfolio construction process leads to the majority of active risk being focused.

Quality and growth but not at excessive valuation levels



The philosophy typically leads to a portfolio with higher quality and growth than the aggregate of the benchmark index.

High conviction portfolio



The top-10 holdings typically account for over 40% of the portfolio which overall is well-diversified across the market cap spectrum.

Low turnover



FTEME's high conviction and long-term approach means that the typical annual portfolio turnover is less than 20%.

Buy and sell discipline

FTEME's buy discipline is primarily designed to ensure that the portfolio managers buy when they have both conviction in a business and it is trading below its intrinsic value; FTEME's sell discipline is designed to capture the opposite. All holdings are regularly reviewed to ensure that analyst recommendations are up to date and accurately reflect any changes in company fundamentals. In this way, ongoing fundamental research drives all buy and sell decisions.

Investment risk management

Investment in emerging markets equities inevitably involves risk in a volatile asset class. Franklin Templeton uses a comprehensive approach to managing risks within its portfolios and this approach is inherent in all aspects of the investment process. Investment risks are to be identified and intentional, not minimised. Risk management is embedded through all stages of the investment process, in collaboration with dedicated resources from Franklin Templeton's Investment Risk Management Group of over 80 risk management professionals, which is independent from the portfolio management team. Various risk management tools are used to predict and decompose the portfolio's active risk in order to understand and manage the portfolio's active risk profile.



For additional information with respect to the AIFM risk management framework, please read the Investor Disclosure Document on our website (www.temit.co.uk).

TEMIT's approach to stewardship

TEMIT's research process includes a structured analysis of governance and sustainability issues.

TEMIT seeks to capture growth potential of emerging markets companies by employing a bottom-up security selection process with a long-term perspective. We aim to be a responsible steward of our clients' capital—that is why we integrate Environmental, Social and Governance ('ESG') factors into our investment research process, as a key element of fundamental, bottom-up analysis, to understand the risks and opportunities that stem from governance and sustainability issues. Responsible stewardship is not a single act but a continuous process that includes engagement and voting.

Whilst governance and sustainability issues are analysed in our research, the findings are not binding on the stock selection process. TEMIT does not pursue any sustainable targets (e.g., carbon reduction) or objectives.



Being responsible stewards of our clients' capital is reflected in:

How we **act as investors**

- ESG research integration
- Company engagement and proxy voting
- Policy advocacy

How we **treat our clients**

- Putting clients first
- Being responsible fiduciaries of our clients' capital

How we **behave as a business**

- Building relationships
- Working with integrity

Integrating ESG factors

Analyses of governance and sustainability issues are embedded components of our rigorous fundamental bottom-up research. This allows us to identify those business models most likely to resist competitive pressure and understand management's ability to generate sustainable returns.

Our proprietary three-pillar ESG research framework is an assessment tool that has further enhanced our approach to sustainability and is codified within our analytical database.



Intentionality

Assessing companies' intentionality toward managing material ESG factors with our proprietary scoring system and linking ESG factors into our valuation models.

Alignment

Mapping the alignment of companies' products and services to positive social and environmental outcomes and UN Sustainable Development Goals ('SDGs').


Transition

Identifying companies' transition potential and monitoring their incremental progress, using our on-the-ground capabilities and experience as active owners to foster positive change.

Please find below a case study of a company's intentionality to manage the ESG footprint of its operating model from the full Stewardship Report for TEMIT to give shareholders a snapshot of the typical intentionality analysis undertaken. Case studies of alignment and transition can also be found in the full Stewardship Report for TEMIT.

Grupo Financiero Banorte

Offers financial services to individuals and corporates in Mexico.



ESG Topic Cybersecurity

Materiality and Risk

The safeguarding of personal customer data is a critical aspect of digital banking activities. Data breach and cyberattacks may disrupt operations and impact customer loyalty, affecting market share and long-term growth. Cybersecurity issues may also incur penalties, liabilities and compliance costs. Amid a rapidly expanding digital ecosystem, the protection of customers' personal identifiable information is a key ESG factor for the banking sector.

Analysis

- Banorte created a dedicated cyber-crisis management team.
- Integrity Committee and the Cyber Risk Subcommittee meet regularly to monitor the central mitigation systems.
- The company has formed a strategic alliance with Google Cloud to strengthen its cybersecurity ecosystem.
- Regular employee training and system drills are conducted to raise awareness and address audit requirements.
- Reflecting its efforts, the company has earned various certifications, such as the Normalización y Certificación ('NYCE') personal data protection certification and the International Organization for Standardization and the International Electrotechnical Commission ('ISO' and 'IEC') 27001:2013 standard.

ESG Thesis

Amid a push for digital transformation, Banorte has established procedures and policies for cybersecurity and other key ESG issues—such as climate change, human capital, and corporate governance—that are overseen by the board and executive team, ensuring effective integration into its core business strategy (2023-2025 priority plan in place). Banorte is also aligned with national and international sustainability initiatives, such as the Equator Principles and Principles for Responsible Investment^(a).

(a) Banorte: <https://investors.banorte.com/en/sustainability/sustainability-strategy/sustainable-finances>

TEMIT's research process includes a structured analysis of governance and sustainability issues. Whilst governance and sustainability issues are analysed in our research, the findings are not binding on the stock selection process. TEMIT does not pursue any sustainable targets (e.g., carbon reduction) or objectives.

Nature and biodiversity

In 2023, the threat of 'biodiversity loss and ecosystem collapse' continued to rise up the economic agenda and was identified as the third most severe perceived risk to economies and societies over the next 10 years by the World Economic Forum^(a).

Global risks ranked by severity over the long term (10 years):

| | | | |
|---|--|----|-------------------------------------|
| 1 | Extreme weather events | 6 | Adverse outcomes of AI technologies |
| 2 | Critical change to Earth systems | 7 | Involuntary migration |
| 3 | Biodiversity loss and ecosystem collapse | 8 | Cyber insecurity |
| 4 | Natural resource shortages | 9 | Societal polarisation |
| 5 | Misinformation and disinformation | 10 | Pollution |

Risk categories: ■ Economic ■ Environmental ■ Geopolitical ■ Societal ■ Technological

As nature loss presents a significant risk to corporate and financial stability, it is a key area for us as active managers to promote a direct dialogue with those businesses materially exposed.

We view the biodiversity challenge as a natural extension of our climate efforts. A deep understanding of the rapid changes taking place in the Earth's physical systems, and the impact these changes will have on the economy, will prove vital to the successful allocation of capital today and into the future. Since last year's report, we have developed a framework to formalise the integration of nature and biodiversity-related considerations into our investment process. This will help us to deepen our research, learn more about our investee companies most exposed to nature and biodiversity loss, and be additive to our engagement process. More details on this can be found in the full Stewardship Report for TEMIT.

Climate change

Within emerging markets, the landscape varies considerably, ranging from countries that have announced meaningful carbon targets to those that have yet to declare any significant policies. TEMIT does not pursue a climate change objective. Structured analysis of ESG factors, including climate considerations, are part of TEMIT's research process but are not binding on stock selection. Our objective is to understand the climate commitments of investee companies incorporating both local and global perspectives, recognising that the pace of decarbonisation and the associated strategies will differ across countries and cultures.

Where material, TEMIT integrates climate change/carbon analysis into its bottom-up research process, focusing on assessing the impact on long-term business values. This is part of the holistic approach of integrating ESG analysis with traditional financial analysis so that we can gain valuable insights into the quality and risks of businesses in which TEMIT invests.

The investment team looks at climate risks and opportunities closely for relevant sectors and geographies where climate change plays an important role. This includes integrating climate related factors into estimates, models and valuations for those businesses materially exposed to the issue.

In the full Stewardship Report for TEMIT available on our website (www.temit.co.uk) we profile companies exposed to climate opportunities and climate risks.

Climate opportunities

The transportation sector is still a major contributor to greenhouse gas (GHG) emissions, accounting for 20% of global CO₂ emissions in 2023^(b). Electric Vehicles (EV) offer a cleaner alternative, and their batteries rely heavily on electrolytes. Battery electric passenger vehicles (BEV) sales continue to grow and are on track to post 13.3 million units worldwide in 2024, compared with an estimated 9.6 million in 2023^(c).

- Guangzhou Tinci Materials Technology manufactures fine chemicals and new materials, including Li-ion battery materials. It is the world's largest electrolyte supplier for EV batteries, with over 40% market share in China in 2022.

^(a) World Economic Forum Global Risks Perception Survey 2023-2024

^(b) Statista, 18/12/23 - <https://www.statista.com/topics/7476/transportation-emissions-worldwide/#topicOverview>

^(c) SPGlobal, 20/12/23 - <https://www.spglobal.com/mobility/en/research-analysis/2024-ev-forecast-the-supply-chain-charging-network-and-battery.html#:~:text=S%26P%20Global%20Mobility's%202024%20global,%2C%20for%2012%25%20market%20share.>

- Guangzhou Tinci has made great advances in developing independent new additives and formulations. These products are widely used in new energy vehicles to solve key battery problems such as achieving a longer range, and the ability to withstand high and low temperatures. Guangzhou Tinci also has a battery-recycling business, focusing on the recovery of lithium iron phosphate batteries.
- As a result, the company has built a circular production model. By-products in one process are reused as raw materials in another. This not only solves the environmental problem of hazardous chemicals and by-products, but also greatly reduces the cost of procuring and disposing of raw materials.

Climate risks

We do not rule out investing in companies in carbon-intensive sectors, such as the metals and mining industry.

Focus on metals and mining: Clean energy infrastructure requires substantial material inputs. Demand for each of the five key critical minerals—lithium, cobalt, nickel, copper and neodymium—is expected to increase 1.5 to 7 times by 2030 in the Net Zero Emissions by 2050 Scenario ('NZE') as clean technology deployment soars^(a). While energy transition minerals have relatively high emission intensities, there are ways to minimise these emissions through switching fuel sources, using low-carbon electricity and making efficiency

improvements. Integrating environmental concerns in the early stages of project planning can help ensure sustainable practices throughout the project life cycle.

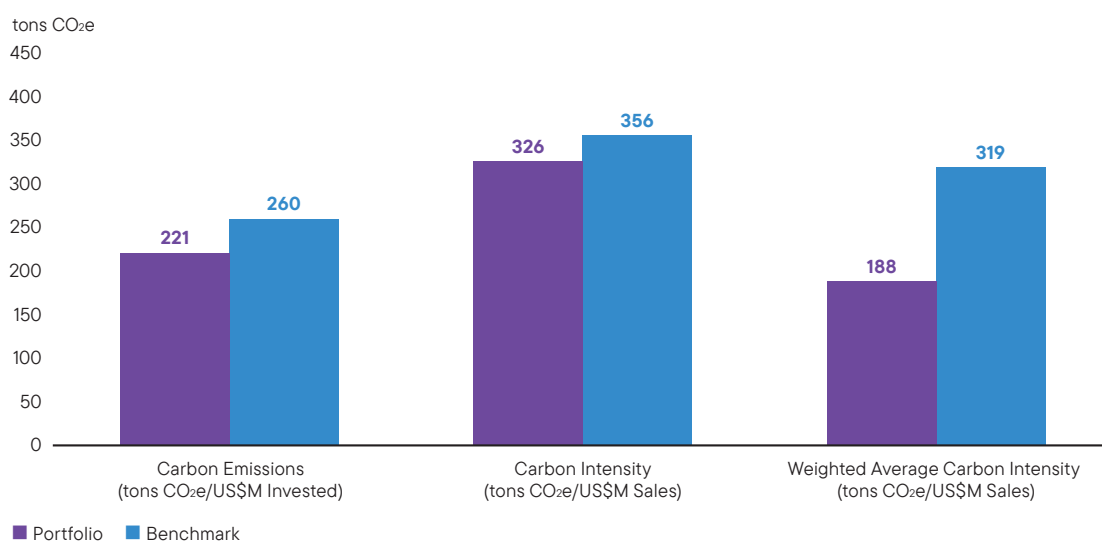
- Hindalco Industries, one of India's largest non-ferrous metals companies, and an industry leader in aluminium and copper, has adopted Internal Carbon Pricing ('ICP') to monitor the cost of carbon, in preparation for regulations, emissions trading, and low-carbon growth initiatives.
- The company aims to reduce specific energy consumption and GHG emissions by 25% by 2025, as part of its target to achieve carbon neutrality by 2050^(b).
- Coal is one of its primary energy sources for its Indian operations. Replacing that with a renewable energy source is difficult due to the challenges in reliability. While challenges persist, we recognise Hindalco's efforts to address climate-related risks and move towards its carbon net neutral goal. The company has set up interim targets and provides regular disclosures through periodic reports and quarterly conference calls.

Our portfolio managers also seek to understand the carbon risk profile at a portfolio level to understand its carbon risk exposures. This includes carbon exposure broken down by sector and stock. The data helps with the engagement agenda.

TEMIT Carbon Footprint vs. MSCI Emerging Markets Index

As at 31 March 2024

TEMIT's Portfolio Carbon Emissions are 15% lower (31 March 2023: 23% lower) than the MSCI Emerging Markets Index, Carbon Intensity is 8% lower (31 March 2023: 10% lower) and Weighted Average Carbon Intensity is 41% lower (31 March 2023: 38% lower).



Source: MSCI ESG as at 5 April 2024, portfolio coverage 99% (95% reported, 4% estimated, 1% no data); MSCI Emerging Markets coverage 100% (90% reported, 10% estimated, 0% no data). Carbon emissions include scope 1 and 2 and estimations use MSCI's proprietary carbon estimation model.

Carbon Emissions – Measures the portfolio's normalised carbon footprint per \$1 million invested.

Carbon Intensity – Measures the portfolio's efficiency in terms of the level of carbon emissions per dollar of sales generated by a company.

Weighted Average Carbon Intensity ('WACI') – Measures the portfolio's exposure to carbon-intensive companies.

^(a) IEA: <https://www.iea.org/reports/energy-technology-perspectives-2023/mining-and-materials-production>

^(b) Hindalco, Natural Capital: <https://www.hindalco.com/integrated-annual-report2022-23/pdf/natural-capital.pdf>

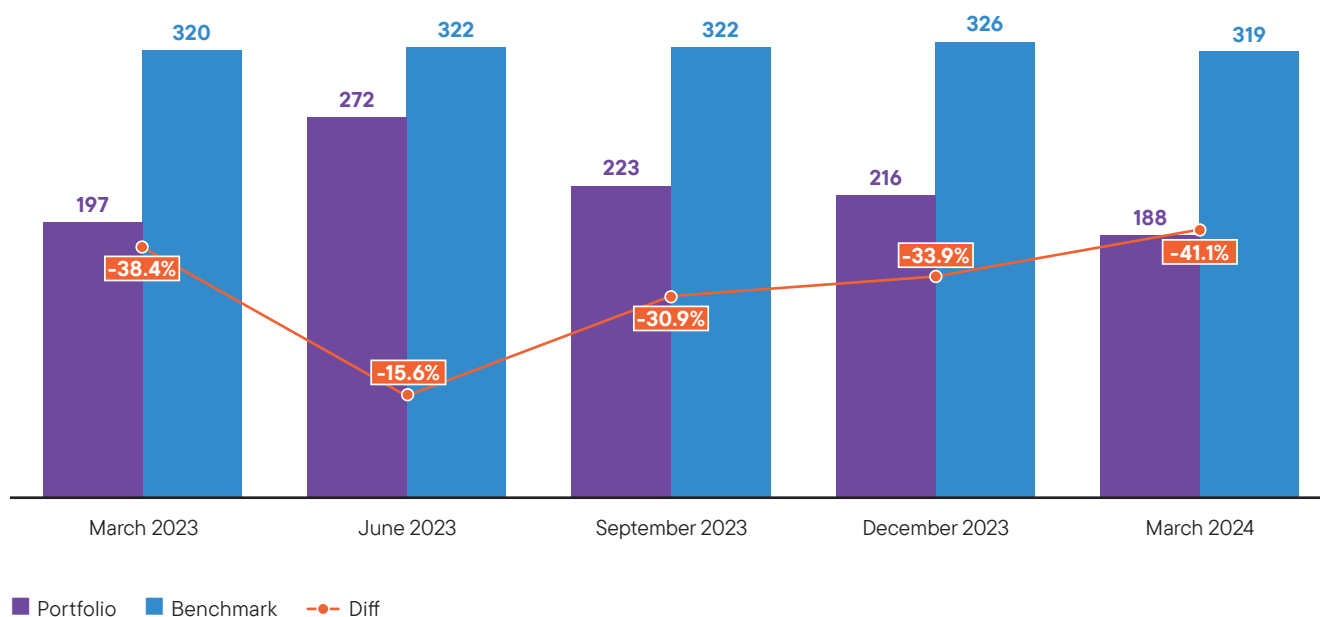
To determine the portfolio's exposure to carbon related risks, we assess the WACI metric—which measures carbon intensity on a normalised basis for better comparison among companies. With that, we observe the following:

- TEMIT's portfolio carbon risk is concentrated among a small number of companies, with the top five companies in terms of carbon intensity representing 2.0% of the portfolio and accounting for 59.2% of the portfolio WACI.
- In sector terms, 47.7% of the portfolio WACI contribution comes from the materials sector; on a relative basis, the effect is neutral. The utilities sector is the largest positive contributor to WACI relative to the benchmark, as TEMIT is underweight in this high emitting sector.

- China Resources Building Materials Technology and ACC have the largest carbon intensities in TEMIT's portfolio, representing 0.9% of the portfolio but accounting for 43.4% of the portfolio WACI.
- TSMC's carbon intensity is low. However, since it represents 12.6% of the portfolio, it is the second highest in terms of contribution to the portfolio WACI, after ACC.

Over the 1-year period, the portfolio's carbon footprint remained stable and specifically WACI has been consistently below the benchmark. The interim variability is caused by changes in both positioning as well as updates in emissions data.

Weighted Average Carbon Intensity (tons CO₂e/US\$M sales)



The reduction in ending weight for China Resources Building Materials Technology, the sale of POSCO and a change in methodology in emissions calculation for LG Corp led to a decline in the portfolio WACI. The purchase of ACC, the purchase of and subsequent update by MSCI to estimated

emissions data (previously not covered) for Emirates Central Cooling Systems and a change from estimated to reported emissions data for Daqo New Energy by MSCI offset some of the decline in the portfolio WACI.

Active ownership

As investors with a significant presence in emerging markets, our active ownership efforts are a key part of our overall approach to stewardship. Our analysts conduct almost 2,000 company meetings a year, and this year 377 with TEMIT holdings, using our industry-leading research footprint across emerging markets, where we seek to gain a number of fundamental and sustainability insights. We believe that our engagement efforts are key to developing a detailed understanding of companies and improving outcomes for shareholders as well as stakeholders more broadly.

Engagement statistics

Our analysts are in continual dialogue with companies on a range of topics, ranging from operational performance, competition landscape, business outlook, company financials, to name a few. There are also companies we identify where dedicated discussion on ESG topics is necessary and we report the nature and outcome of these meetings. For the 12 months ended 31 March 2024, there were 34 tagged ESG interactions by type where detailed discussions were conducted with an investee company. These are summarised below:




ESG Issue

Identify material ESG issues and rationale for engagement



Objectives and Process

Set goal and/or rationale for the engagement and approach



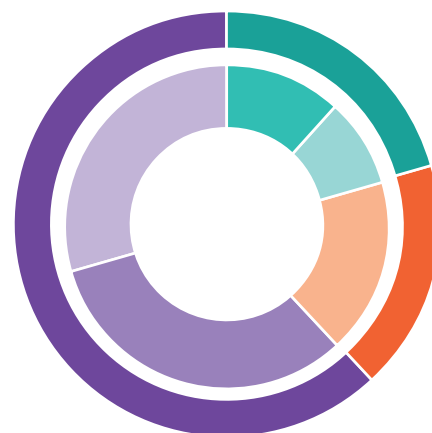
Outcome

Review outcomes, next steps and investment thesis

| ESG Discussion by Engagement Type | Number of Interactions | Percentage of Interactions |
|-----------------------------------|------------------------|----------------------------|
| Environmental | 7 | 20.6% |
| Carbon Risk and Climate Change | 4 | 11.8% |
| Environmental Consideration | 3 | 8.8% |
| Social | 6 | 17.6% |
| Human and Social Capital | 6 | 17.6% |
| Governance | 21 | 61.8% |
| Corporate Governance | 11 | 32.4% |
| Strategic Risk and Communication | 10 | 29.4% |
| Total | 34 | 100% |

Note: Engagement statistics refer to 12 months ended 31 March 2024.

| ESG Discussion Outcome | Number of Interactions | Percentage of Interactions |
|--|------------------------|----------------------------|
| Contact made by FTEME | 5 | 15% |
| Contact acknowledged by entity | 8 | 23% |
| Dialogue taking place between FTEME and entity | 10 | 29% |
| Plan formulated | 6 | 18% |
| Plan implemented by entity | 3 | 9% |
| Measured and validated outcome | 2 | 6% |
| No progress | 0 | 0% |
| Total | 34 | 100% |



Below is an ESG engagement example with an investee company in China.

Ping An Insurance

A financial conglomerate offering insurance, banking, brokerage and other financial services.



ESG Engagement Topic Social – human and social capital

Objectives

- We were concerned that Ping An's staff turnover rate was high, at 28%. A stable and competent workforce is key to sustaining strategic growth, service quality, innovations and customer loyalty.
- Therefore, we engaged with Ping An to better understand the reasons behind the turnover, and to discuss ways to improve turnover stability over time.

Outcome

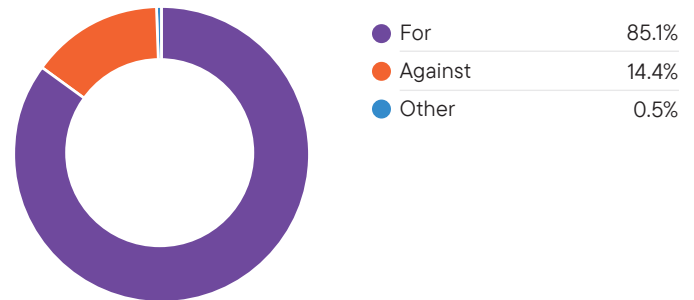
- Ping An explained that the turnover rate was relatively high in the telesales team. Excluding this factor, the overall turnover would be more normal, at 10-15%.
- Technology is a major differentiator for Ping An versus industry peers, but it also means Ping An faces tough competition for tech talent, resulting in higher turnover.
- We discussed with the company how to improve its turnover rate with better hiring practices and staff training. We will continue to monitor for improvements.

Proxy voting

In the year ended 31 March 2024, we voted on over 870 management proposals at annual and special general meetings for TEMIT.

Of the voteable management proposals, we voted 'For' proposals 85% of the time and 'Against' in another 14%. By proposal category, as a percentage of votes within each category and where we had a total of 10 votes or more, our votes against were largely concentrated on management compensation, capital structure, strategic transactions and director-related proposals.

We view votes against proposals as a formal way to communicate our views to management, and we undertake them based on our investment team's assessment of each motion in line with clients' best interests.



'Other' votes were cast on proposals such as say-on-pay frequency. Additionally, we have abstained or withheld a vote due to a lack of company disclosure.

The number of resolutions proposed by shareholders is increasing around the world, particularly on environmental and social issues, although they remain relatively uncommon in emerging markets. We will continue to closely examine the merits of views raised by fellow shareholders and vote accordingly.

Effective engagement for the year ahead

As we strive for continuous improvement in our investment process, we have been improving our platform for more effective engagement, seeking to: enhance our practice and outcomes; build more consistency and transparency; and improve reporting to our clients.

Looking ahead, we are enhancing our existing engagement recording infrastructure, focusing on our proprietary Emerging Markets Research Database ('EMDB'), which houses our research and the three-pillar framework. Given our longstanding heritage and local presence across emerging markets, our engagement efforts extend beyond companies to policymakers—we are enhancing EMDB to capture these interactions as well. To coordinate and oversee the engagement efforts of our broader platform of 70+ investment professionals across 14 countries, we also created an FTEME Engagement Group comprising 7 regional coordinators from the research analyst team. This group includes a representative from each key region that will bring cross-border perspectives and provide guidance on best practices.

We encourage you to download the full Stewardship Report for TEMIT from www.temit.co.uk for further, detailed information.

Business review

Strategy and business model

Company purpose and objective

TEMIT's purpose is to provide both private and institutional investors with the opportunity for capital appreciation via a professionally managed vehicle focused on listed equity investments in emerging markets.

The objective of TEMIT is to provide long-term capital appreciation via exposure to global emerging markets, supported by a culture of both strong customer service and corporate governance.

Investment policy

The Company seeks long-term capital appreciation through investment in companies listed in emerging markets or companies which earn a significant amount of their revenues in emerging markets but are domiciled in, or listed on, stock exchanges in developed countries ('Emerging Markets Companies').

It is expected that the majority of investments will be in listed equities. However, up to 10% of the Company's assets may be invested in unlisted securities. In addition, while it is intended that the Company will normally invest in equity instruments, the Investment Managers may invest in equity-related investments (such as convertibles or derivatives) where they believe that it is advantageous to do so.

The portfolio may frequently be overweight or underweight in certain investments compared with the MSCI Emerging Markets (Net Dividends) Index (the 'Benchmark') and may be concentrated in a more limited number of sectors or geographical areas than the Benchmark. Investments may be made in Emerging Markets Companies outside the Benchmark that meet the investment criteria.

Whilst there are no specific restrictions on investment in any one sector or geographic area, the portfolio will be managed in a way which aims to spread investment risk. The portfolio may contain between 50 and 100 individual stocks but may, at times, contain fewer or more than this range. No more than 12% of the Company's assets will be invested in the securities of any one issuer at the time of investment, save that any investment in unlisted securities of any one issuer will be limited to no more than 2% of the Company's assets, measured at the time of investment.

The maximum borrowing will be limited to 20% of the Company's net assets, measured at the time of borrowing.

No more than 10%, in aggregate, of the value of the Company's assets will be invested in other listed closed-ended investment funds.

In accordance with the Listing Rules, the Company will not make any material change to its published investment policy without the prior approval of the UK's Financial Conduct Authority ('FCA') and the approval of its shareholders by ordinary resolution. Any material change would be announced by the Company through the London Stock Exchange.

Distribution policy

The Company will ensure that its total annual dividends will be paid out of the profits available for distribution under the provisions of the relevant laws and regulations and will be at least sufficient to enable it to qualify as an investment trust under the Corporation Tax Act 2010 and the ongoing requirements of The Investment Trust (Approved Company) (Tax) Regulations 2011. If the Company has received an exceptional level of income in any accounting year, the Board may elect to pay a special dividend. The primary focus of the investment policy is on generating capital returns, the Company does not target a particular level of income and there is no guarantee that dividend levels will be maintained from one year to the next.

The Company will normally pay two dividends per year, an interim dividend declared at the time when the half yearly results are announced, and a final dividend proposed at the time when the annual results are announced. The final dividend will be subject to shareholder approval at the AGM each year.

The Company may also distribute capital by means of share buybacks when the Board believes that it is in the best interests of shareholders to do so. The share buyback programme will be subject to shareholder approval at each AGM.

Business model

The Company has no employees and all of its Directors are non-executive. The Company delegates its day-to-day activities to third parties.

Since 1 October 2021, Franklin Templeton Investment Trust Management Limited ('FTITML', 'AIFM' or the 'Manager') has been the Company's AIFM and Company Secretary.

The Board is responsible for all aspects of the Company's affairs, including the setting of parameters for the monitoring of the investment strategy and the review of investment performance and policy. It also has responsibility for overseeing all strategic policy issues, namely dividend, gearing, share issuance and buybacks, share price and discount/premium monitoring, corporate governance matters and engagement with all the Company's stakeholders.

Strategy

The Company seeks to achieve its objective by following a strategy focused on the following:

Performance

At the heart of the strategy is the appointment and retention of capable investment management professionals, whose aim is to identify value and achieve superior long-term growth for shareholders. FTEME, under the leadership of Chetan Sehgal, continues to apply the same core investment philosophy that has driven TEMIT's performance since the Company's launch. The investment team aims to achieve long-term capital appreciation for shareholders seeking exposure to global emerging markets by investing in companies that they believe offer long-term sustainable growth and good value, combined with strong management and sound governance.

Investment Process and Environmental, Social and Governance ('ESG') Considerations

As part of TEMIT's stock research process, ESG factors are researched alongside other important factors, such as company earnings power, competitive positioning and management quality. These factors are likely to materially impact the operating performance or financial conditions of a company. This deepens our understanding of the companies we research; it also guides us in our engagement activities over a range of issues, better informing our research insights, as we strive to protect shareholder value.

As TEMIT is an investment trust, the key ESG consideration is the stewardship of its portfolio of investments. The Board has reviewed and fully supports FTEME's approach to stewardship, which is described under 'TEMIT's approach to stewardship' starting on page 32 of this report. It receives regular reports on Franklin Templeton's policies and controls.

TEMIT has no greenhouse gas emissions to report from the operations of the Company, as all of its activities are outsourced to third parties. While as an investment trust TEMIT is exempt from disclosures recommended by the Task Force on Climate-related Financial Disclosures ('TCFD'), Franklin Templeton continues to develop metrics for our carbon footprint. Further information on our approach to climate change can be found under 'TEMIT's approach to stewardship' above and in more detail in the full Stewardship Report, available on our website (www.temit.co.uk).

TEMIT has no employees and is not an organisation that provides goods or services as defined in the Modern Slavery Act 2015 and thus the Company considers that the Act does not apply. The Company's own supply chain consists predominantly of professional services advisers.

Culture and Values

The Board believes in a culture of openness and constructive challenge in its interactions with the Manager and other service providers. The Board aims to maintain open and regular communication with shareholders, as set out under Communication on page 42.

The Company is committed to acting professionally, fairly and with integrity in all of its business dealings and relationships. The Board has a zero-tolerance policy towards bribery and looks to ensure that its service providers and associated persons have effective policies and

procedures designed to actively prevent bribery which are proportionate, and risk based. In relation to the corporate offence of failing to prevent tax evasion, it is the Company's policy to conduct all business in an honest and ethical manner. The Company takes a zero-tolerance approach to any facilitation of tax evasion whether under UK law or under the law of any foreign country. The Board notes that the Manager has a robust whistleblowing policy in place.

Information on the Company's approach to Diversity is set out in the Directors' Report on pages 54 and 55.

Liquidity

The shares issued by the Company are traded on the London and New Zealand stock exchanges. The Company has engaged Winterflood Securities as financial adviser and stockbroker, and to act as a market maker in the shares of the Company.

Gearing

Fixed Term Loan

On 31 January 2020, the Company entered into a five-year £100 million loan at a fixed rate of 2.089% with Scotiabank Europe plc. The fixed term loan is denominated in pounds sterling and will remain in place until 31 January 2025. Full details of the loan are set out in Note 10 of the Notes to the Financial Statements on page 96.

Revolving Credit Facility

On 31 January 2020, the Company entered into a three-year £120 million unsecured multi-currency revolving loan facility with The Bank of Nova Scotia, London Branch. Drawings may be in sterling, US dollars or Chinese renminbi ('CNH'). The facility matured on 30 January 2024 and the undrawn commitment was not renewed. Further details of the facility are set out in Note 10 of the Notes to the Financial Statements on pages 96 and 97.

The Company has no other debt as at 31 March 2024 except for the £100 million fixed term loan. The net gearing position was 0.0% (net of cash in the portfolio) at the year-end (2023: 0.0%) which means that the cash held by the Company is equal to or higher than the total bank loans.

The Board continues to monitor the level of gearing and currently considers borrowing of up to 20% of net assets to be appropriate, measured at the time of borrowing.

Affirmation of Shareholder Mandate

In accordance with the Company's Articles of Association, the Board must seek shareholders' approval every five years for TEMIT to continue as an investment trust. This allows shareholders the opportunity to decide on the long-term future of the Company. The last continuation vote took place at the 2019 AGM, when 99.95% of the votes cast were registered as votes in favour. The next continuation vote will take place at this year's AGM on Thursday 11 July 2024 and the Board unanimously recommends that shareholders vote in favour of continuation.

Stability – Share Buybacks and Conditional Tender Offer

The Company has powers to buy back its shares as a discount control mechanism and when this is in the best interests of the Company's shareholders and in 2019 introduced a Conditional Tender Offer. The share price discount to net asset value is discussed under Key Performance Indicators on page 46.

Under the Conditional Tender Offer, if over the five-year period from 31 March 2019 to 31 March 2024 the Company's net asset value total return had failed to exceed the benchmark total return, the Board would have put forward proposals to shareholders to undertake a tender offer for up to 25 per cent of the issued share capital of the Company, at the discretion of the Board. The net asset value total return over the five years to 31 March 2024 exceeded that of the benchmark and so the Conditional Tender Offer introduced in 2019 was not triggered.

The Board has agreed to run a further Conditional Tender Offer such that if over the five-year period from 31 March 2024 to 31 March 2029 the Company's net asset value total return fails to exceed the benchmark total return, the Board will put forward proposals to shareholders to undertake a tender offer for up to 25 per cent of the issued share capital of the Company, at the discretion of the Board.

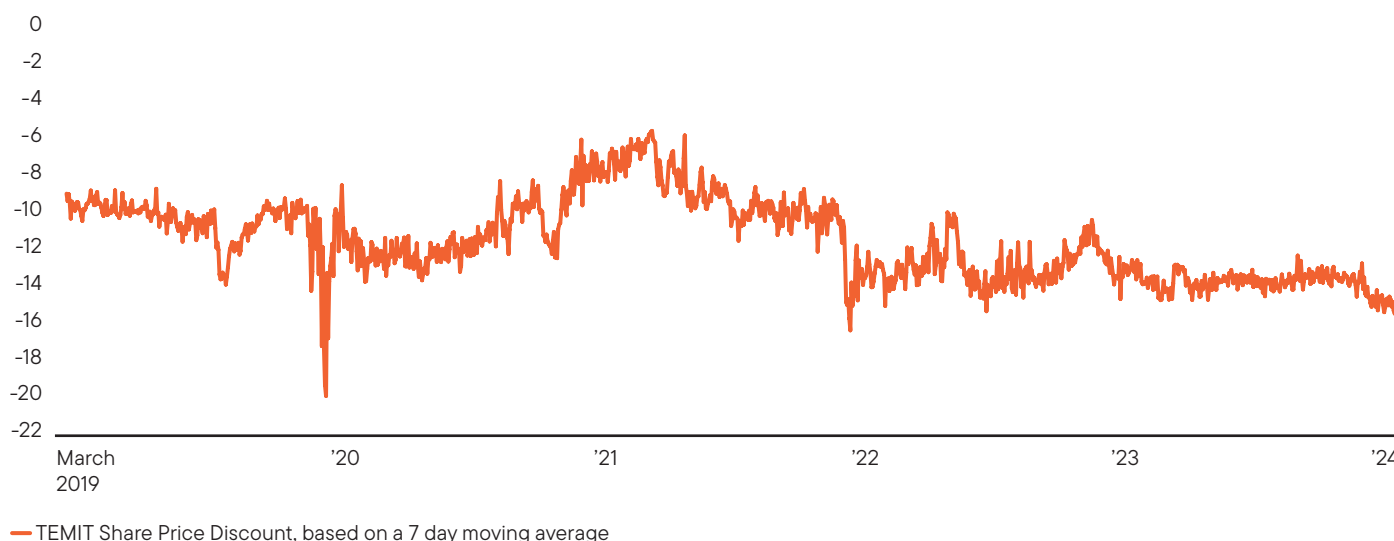
Any such tender offer will be at a price equal to the then prevailing net asset value less two per cent (and less the costs of the tender offer). There will be no tender offer if the Company's net asset value total return exceeds the benchmark total return (MSCI Emerging Markets (Net Dividends) Index) over the five-year period. Any tender offer would take place following the Company's 2029 AGM and will also be conditional on shareholders approving the continuation vote in 2029 which is described under 'Affirmation of Shareholder Mandate' above.

A key point in the Investment Managers' mandate is to take a long-term view of investments and one of the advantages of a closed-end fund is that the portfolio structure is not disrupted by large inflows or outflows of cash. However, the Board and the Investment Managers recognise that the returns experienced by shareholders are in the form of movements in the share price, which are not directly linked to NAV movements, and the shares may trade at varying discounts or premiums to NAV. Many shareholders, both professional and private investors, have expressed a view that a high level of volatility in the discount is undesirable and that the Company should continue its active share buyback programme. A less volatile discount, and hence share price, is seen as important to investors. For this reason, TEMIT uses share buybacks selectively with the intention of limiting volatility in the share price and where buybacks are in the best interests of shareholders. Details of the share buybacks are included in the following table. All shares bought back in the year were cancelled, with none being placed in treasury. As at 31 March 2024, the Company held 103,825,895 shares in treasury (2023: 103,825,895 shares in treasury).

Discount management is reviewed regularly by the Board to ensure that it remains effective in the light of prevailing market conditions. The Conditional Tender Offer will not affect the Board's current approach to discount management. The Board will continue to exercise the Company's right to buy back shares when it believes this to be in shareholders' interests and with the aim of reducing volatility in the discount.

| | 2024 | 2023 |
|---|------------|------------|
| Shares Bought Back and Cancelled During the Year | 44,319,755 | 19,758,613 |
| Proportion of Share Capital Bought Back and Cancelled | 3.8% | 1.7% |
| Total Cost of Share Buybacks | £65.9m | £29.2m |
| The Benefit to NAV | £10.6m | £4.6m |
| The Percentage Benefit to NAV | 0.54% | 0.23% |

Share Price Discount to NAV



Communication

The Board and Manager aim to ensure that investors are kept updated regularly about the performance of TEMIT and of emerging markets through clear communication and updates as detailed in this section. The Board is fully committed to TEMIT's marketing programme. There is a substantial annual marketing and communication budget, and expenditure by TEMIT is matched by a contribution to costs from the Manager.

TEMIT has received AIC Shareholder Communication awards for its 'Your Future is Emerging' campaigns in both 2022 and 2023. Through innovative use of broadcast media, TEMIT's profile has been elevated, showcasing the Company's benefits and conveying the dynamic growth story of emerging markets to a wider audience. Additionally, in January 2022, TEMIT unveiled a fresh corporate identity, establishing a unique brand for the Company for the first time.

TEMIT seeks to keep shareholders updated on performance and investment strategy through its Annual and Half Yearly Reports, along with monthly factsheets and manager commentaries, which are available on the Company's website - temit.co.uk - offering a wealth of updates, stock story videos, articles, portfolio details, and essential documents. Connect with @TEMIT on Twitter / X for ongoing updates and announcements as we expand our social media presence.

The Board encourages registration to our monthly email that keeps subscribers apprised of the latest performance, insights and announcements.

TEMIT has an active public relations programme. Our Investment Managers provide comments to journalists, host media briefings and publish articles on issues relevant to investing in emerging markets. The Investment Managers meet regularly with professional investors and analysts and host interactive webinars. At each AGM the Investment Managers make a presentation with the opportunity for all shareholders to ask questions.

The Chairman regularly meets major shareholders to discuss investment performance and developments in corporate governance. We try to engage with a wide spectrum of our shareholders and aim to address their concerns as far as practically possible. Shareholders are welcome to contact the Chairman or the Senior Independent Director at any time via temitcosec@franklintempleton.com.



United Arab Emirates

Section 172 Report – Promoting the success of the Company

The Companies (Miscellaneous Reporting) Regulations 2018 require directors to explain how they have discharged their duties under Section 172(1) of the Companies Act 2006 in promoting the success of their companies for the benefit of 'members as a whole' and having regard for all stakeholders.

| | |
|---------------------------|--|
| Section 172 Matter | <ol style="list-style-type: none"> 1. The likely consequences of any decision in the long term. 2. The interests of the Company's employees. 3. The need to foster the Company's business relationships with suppliers, customers and others. 4. The impact of the Company's operations on the community and the environment. 5. The desirability of the Company maintaining a reputation for high standards of business conduct. 6. The need to act fairly between members of the Company. |
| Board's Statement | <ol style="list-style-type: none"> 1. The Board is focused on promoting the long-term success of the Company and regularly reviews the Company's long-term strategic objectives, including consideration of the impact of the Investment Managers' actions on the marketability and reputation of the Company and the likely impact on the Company's stakeholders of the Company's strategy. 2. The Company has no direct employees. 3. The Board's approach to its key stakeholders is set out below. 4. The Board's approach is set out in the section on Investment Process and ESG Considerations under Strategy and Business Model on page 40. 5. The Board's approach is set out in 'Culture and Values' on page 40. 6. The Board's approach to its key stakeholders is set out below. |

In addition to the primary focus of the Board, and with due regard to its obligations under Section 172 of the Companies Act 2006, the following important matters were considered at Board meetings during the year:

- Recruitment of Angus Macpherson as a non-executive Director and Chairman;
- Changes to the risk matrix, monitoring such changes carefully and introducing alternative mitigating controls where necessary and practicable to support the operation of an effective control environment;
- Review of the marketing plan with the Manager;
- Review of the share buyback programme;
- Review of the dividend policy; and
- Review of the gearing facility and in particular the decision not to renew the revolving credit facility.

The Board considers the main stakeholders in the Company to be its shareholders and its service providers, the principal one of which is its Manager, along with its investee companies. A summary of the key areas of engagement undertaken by the Board with its main stakeholders in the year under review and how Directors have acted upon this to promote the long-term success of the Company are set out in the following table.

| Stakeholders | Area of Engagement | Consideration | Engagement | Outcome |
|---|---------------------------------|--|--|--|
| Shareholders and Potential Investors | Company Objective | Delivering on the Company's objective to shareholders over the long term. | <p>The Company's objective and investment policy are set out on page 39.</p> <p>The Company's performance against its objective is regularly reviewed by the Board, taking account of views expressed by shareholders.</p> <p>The Company holds a continuation vote every five years to allow shareholders to decide on the long-term future of the Company.</p> | <p>The Investment Managers' commentary commencing on page 13 gives a full commentary on the Company's portfolio as well as on the approach and considerations undertaken by the Investment Managers for stock selection within the portfolio.</p> <p>A continuation vote took place at the 2019 AGM, with 99.95% of votes cast in favour. The next continuation vote is taking place at this year's AGM.</p> |
| | Dividend | The objective of the Company is to provide long term capital appreciation, however, the Board recognises the importance of dividend income to many shareholders. | <p>The Board reviews regularly the level of dividends, taking account of the income generated by the Company's portfolio and the availability of reserves.</p> <p>In considering the sustainability of the dividend and of the Company, the Board reviews the models supporting the going concern assessment and viability statement.</p> | Dividend payments are discussed in the Chairman's Statement on page 10. |
| | Communication with Shareholders | The Board understands the importance of communication with its shareholders and maintains open channels of communication with shareholders. | Working closely with the Manager, the Board ensures that there is a variety of regular communication with shareholders. | <p>Full details of all Board and Manager communication are included on page 112.</p> <p>Shareholders are invited to submit questions for the Board to address at the Company's AGM.</p> |

| Stakeholders | Area of Engagement | Consideration | Engagement | Outcome |
|---|---|--|--|--|
| Shareholders and Potential Investors | Discount Management | To smooth the volatility in the discount. | The Board monitors the discount closely and discusses discount strategy with the Investment Managers and the Company's stockbroker at every regular Board meeting. The stockbroker provides a summary of the discount and market conditions to the Board and Investment Managers at the close of each trading day in London. The Board also meets with the Investment Managers to discuss the Company's marketing strategy to ensure effective communication with existing shareholders and to consider strategies to create additional demand for the Company's shares. | TEMIT continues to adopt an active buy back policy and has a Conditional Tender Offer. Details of these can be found under 'Stability – Share Buybacks and Conditional Tender Offer' on page 41. Further details of the current discount and discount management are detailed in the Chairman's Statement under 'Share price rating' on pages 9 and 10. |
| Manager | Communication Between the Board and the Manager | The Board's oversight of the Manager is very important. | The Manager attends all Board meetings where it reviews and discusses performance reports, changes in the portfolio composition and risk matrix. The Board receives timely and accurate information from the Manager and engages with the Investment Managers and the Company Secretary between meetings as well as with other representatives of the Manager as and when it is deemed necessary. | The Board operates in a supportive and open manner, challenging the activity of the Manager and its results. The Board believes that the Company is well managed and the Board places great value on the experience of the Investment Managers to deliver superior long-term returns from investments and on the other functions of the Manager to fulfil their roles effectively. |
| Third-party Service Providers | Engagement with Service Providers | The Board acknowledges the importance of ensuring that the Company's service providers are delivering a suitable level of service, that the service level is sustainable and that they are fairly remunerated for their service. | As an investment company all services are outsourced to third-party providers. The Board considers the support delivered by service providers including the quality of the service, succession planning and any potential interruption of service or other potential risks. | The Manager maintains the overall day-to-day relationship with the service providers and the Board undertakes an annual review of the performance of the Company's service providers. This review also includes the level of fees paid. The Board meets with service providers as and when considered necessary. |
| Investee Companies | Engagement with Investee Companies | The relationship between the Company and the investee companies is very important. | On behalf of the Company the Investment Managers engage with investee companies implementing corporate governance principles and discuss the portfolio with the Board on a quarterly basis. | The Investment Managers have a dedicated research team that is employed in making investment decisions and when voting at shareholder meetings of investee companies. |

Key performance indicators

The Board considers the following to be the key performance indicators ('KPIs') for the Company:

- Net asset value and share price total return over various periods, compared to its benchmark;
- Share price discount to net asset value;
- Dividend and revenue earnings; and
- Ongoing charges ratio.

The 10 Year Record of the KPIs is shown on page 8.

Net asset value and share price total return^(a)

Net asset value and share price total return data is presented within the Financial Highlights on page 4 along with the 10 Year Record on page 8.

The Chairman's Statement on pages 9 to 12 and the Investment Managers' Report on pages 14 to 29 include further commentary on the Company's performance.

Performance of the Company's portfolio is measured in pounds sterling (GBP) against the MSCI Emerging Markets (Net Dividends) Index. In previous Annual and Half Yearly Reports, performance data has been presented using the version of the MSCI Emerging Markets Index calculated on the basis that gross dividends (that is, without assuming the deduction of any local taxes) were reinvested. In this Annual Report, performance data is presented using the version of the MSCI Emerging Markets Index which assumes that dividends net of local taxes are reinvested and we will use that version of the index, which we refer to as the MSCI Emerging Markets (Net Dividends) Index, in all publications from now on. We believe that this change will make the performance of TEMIT more comparable with similar investment trusts that use a 'Net Dividend' benchmark. This also better reflects the potential tax treatment of TEMIT as the MSCI Emerging Markets (Net Dividends) Index takes account of the local taxes that are charged on dividends included in the index. For the avoidance of doubt, the change in benchmark described above will not affect the investment decision-making process of the Investment Managers.

Share price discount to net asset value^(a)

Details of the Company's share price discount to net asset value are presented within the Financial Summary on page 7. On 23 May 2024, the latest practicable date for which information was available, the discount was 14.3%.

The Company has powers to buy back its shares as a discount control mechanism when it is in the best interests of the Company's shareholders and has a Conditional Tender Offer mechanism. These are described under 'Stability – Share Buybacks and Conditional Tender Offer' on page 41.

Dividend and revenue earnings

Total income earned in the year was £71.9 million (2023: £80.6 million) which translates into net revenue earnings of 5.18 pence per share (2023: 5.72 pence per share), a decrease of 10.8% over the prior year.

The Company paid an interim dividend of 2.00 pence per share on 26 January 2024. The Board is proposing a final dividend of 3.00 pence per share, making total ordinary dividends for the year of 5.00 pence per share.

Ongoing charges ratio^(a) ('OCR')

The OCR reduced to 0.97% for the year ended 31 March 2024, compared to 0.98% in the prior year. The OCR has been calculated in line with the Association of Investment Companies ('AIC') recommended methodology.

Costs associated with the purchase and sale of investments are taken to capital and are not included in the OCR. Transaction costs are disclosed in Note 8 of the Notes to the Financial Statements on page 95.




(a) A glossary of alternative performance measures is included on pages 115 and 116.





Principal and emerging risks



At least quarterly, the Board reviews with the AIFM and the Investment Managers a wide range of risk factors that may impact the Company. A full review of risks and internal controls is held every September by the Audit and Risk Committee. These reviews include a robust assessment of the principal and emerging risks facing the Company, including those that would threaten its business model, future performance, solvency or liquidity. These are summarised in the table below.

Further explanation of the monitoring of risk and uncertainties is covered within the Report of the Audit and Risk Committee on page 72. Information on the risks that TEMIT is subject to, including additional financial and valuation risks, are also detailed in Note 14 of the Notes to the Financial Statements.

Due to the nature of the Company's business, investment risk is a key focus and is reviewed on an ongoing basis by the Investment Managers as part of every investment decision. Further information on this process is detailed on page 32.

| | Principal Risk | Mitigation |
|--|--|---|
| Market and Geopolitical  | <p>Market risk arises from volatility in the prices of the Company's investments, from the risk of volatility in global markets arising from macroeconomic and geopolitical circumstances and conditions. Many of the companies in which TEMIT invests are, by reason of the locations in which they operate, exposed to the risk of political or economic change. In addition, sanctions, exchange controls, tax or other regulations introduced in any country in which TEMIT invests may affect its income and the value and the marketability of its investments. Emerging markets can be subject to greater price volatility than developed markets.</p> <p>Geopolitical risk was highlighted by the Russian war on Ukraine, the escalating trade war between the United States and China and military tensions over the Taiwan Strait, and the conflict between Israel and Hamas which broke out in October 2023. All of these factors have depressed investor sentiment and the Russian invasion of Ukraine has impacted global trade posed by supply shocks, sanctions, higher levels of inflation and volatility in asset prices.</p> | <p>The Board reviews regularly and discusses with the Investment Managers the portfolio, the Company's investment performance and the execution of the investment policy against the long-term objectives of the Company. The Manager's independent risk team performs systematic risk analysis, including country and industry specific risk monitoring, as well as stress testing of the portfolio's resilience to geopolitical shocks. The Manager's legal and compliance team monitors sanctions. Where TEMIT is affected, adherence to all sanctions and restrictions is ensured by this team. The Board also regularly reviews reports from the Manager's risk, legal and compliance teams.</p> |
| Technology  | <p>Failure or breach of the security of information technology systems of the Company's service providers may entail risk of financial loss, disruption to operations or damage to the reputation of the Company.</p> | <p>The Company benefits from Franklin Templeton's technology framework designed to mitigate the risk of a cyber security breach.</p> <p>For key third-party providers, the Audit and Risk Committee receives regular independent reports on their technology control environment.</p> |
| Concentration  | <p>Concentration risk arises from investing in relatively few holdings, few sectors or a restricted geographic area. Performance may be more volatile than with a greater number of securities.</p> | <p>The Board reviews regularly the portfolio composition/ asset allocation and discusses related developments with the Investment Managers and the independent risk management team. The Investment Compliance team of the Investment Managers monitors concentration limits and highlights any concerns to portfolio management for remedial action.</p> |

| | Principal Risk | Mitigation |
|--|---|--|
| Sustainability and Climate Change  | <p>The Company's portfolio, and also the Company's service providers and the Investment Managers, are exposed to risks arising from governance and sustainability issues, including climate change. To the extent that such a risk occurs, or occurs in a manner that is not anticipated by the Investment Managers, there may be a sudden, material negative impact on the value of an investment, and the operations or reputation of the Investment Managers.</p> | <p>The Investment Managers consider that sustainability risks are relevant to the returns of the Company. The Manager has implemented a policy in respect of the integration of sustainability and climate change risks in its investment decision making process. The Board receives regular reports on the policies and controls in place on ESG considerations. The Board has reviewed and fully supports the Franklin Templeton Stewardship Statement and its Sustainable Investing Principles and Policies.</p> |
| Foreign Currency  | <p>Currency exchange rate movements may affect TEMIT's performance. In general, if the value of sterling increases compared with a foreign currency, an investment traded in that foreign currency will be worth less in sterling terms. This can have a negative effect on the Company's performance.</p> | <p>The Board monitors currency risk as part of the regular portfolio and risk management oversight. TEMIT does not hedge currency risk.</p> |
| Discount Risk  | <p>The discount/premium at which the Company's shares trade relative to its net asset value can change. The risk of a widening discount, and/or related volatility, could reduce shareholder returns and confidence in the Company.</p> | <p>The Board monitors the level of discount/premium at which the shares trade and has an active investor relations programme. The Company has authority to buy back its existing shares when deemed by the Board to be in the best interests of the Company and its shareholders.</p> |
| Operational and Custody  | <p>Like many other investment trust companies, TEMIT has no employees. The Company therefore relies upon the services provided by third parties and is dependent upon the control systems of the Investment Managers and of the Company's other service providers. The security, for example, of the Company's assets, dealing procedures, accounting records and maintenance of regulatory and legal requirements depends on the effective operation of these systems.</p> | <p>The Manager's systems are regularly tested and monitored and an internal controls report, which includes an assessment of risks together with an overview of procedures to mitigate such risks, is prepared by the Manager and reviewed by the Audit and Risk Committee.</p> <p>J.P. Morgan Europe Limited is the Company's depositary. Its responsibilities include cash monitoring, safe keeping of the Company's financial instruments, verifying ownership and maintaining a record of other assets and monitoring the Company's compliance with investment limits and borrowing requirements. The depositary is liable for any loss of financial instruments held in custody and will ensure that the custodian and any sub-custodians segregate the assets of the Company. The depositary oversees the custody function performed by JPMorgan Chase Bank. The custodian provides a report on its key controls and safeguards (SOC 1/ SSAE 16/ ISAE 3402) that is independently reported on by its auditor, PwC.</p> <p>The Board reviews regular operational risk management reporting provided by the Investment Managers.</p> |

| | Principal Risk | Mitigation |
|--|---|--|
| Key Personnel  | The ability of the Company to achieve its objective is significantly dependent upon the expertise of the Investment Managers and their ability to attract and retain suitable staff. | The Manager endeavours to ensure that the principal members of its management teams are suitably incentivised, participate in strategic leader programmes and monitor key succession planning metrics. The Board discusses this risk regularly with the Manager. |
| Regulatory  | The Company is an Alternative Investment Fund ('AIF') and is listed on both the London and New Zealand stock exchanges. The Company operates in an increasingly complex regulatory environment and faces numerous regulatory risks. Breaches of regulations could lead to a number of detrimental outcomes and reputational damage. | The Board, with the assistance of the Manager, ensures that the Company complies with all applicable laws and regulation and its internal risk and control framework reduces the likelihood of breaches happening. |

Emerging risks

The key emerging risk faced by the Company during the year under review was the possible effects of the conflict between Israel and Hamas on stability in the Middle East and wider world. The Board and Investment Managers continue to monitor the investment strategy response, along with the continuing ramifications of the Russian invasion of Ukraine, and tensions between the United States and China, as noted under the market and geopolitical risk above. The Board also continues to monitor the potential risks on the portfolio and investee companies posed by the dramatic progress of Artificial Intelligence ('AI').

Viability statement

The Board considers viability as part of its continuing programme of monitoring risk. In preparing the Viability Statement, in accordance with the UK Corporate Governance Code and the AIC Corporate Governance Code, the Directors have assessed the prospects of the Company over a longer period than the 12 months required by the 'Going Concern' provision.

The Board has considered the Company's business and investment cycles and is of the view that five years is a suitable time horizon to consider the continuing viability of the Company, balancing the uncertainties of investing in emerging markets securities against having due regard to viability over the longer term.

In assessing the Company's viability, the Board has performed a robust assessment of controls over the principal risks. The Board considers, on an ongoing basis, each of the principal and emerging risks as noted above and set out in Note 14 of the Notes to the Financial Statements. The Board evaluated various scenarios of possible future circumstances including a material increase in expenses and a continued significant and prolonged fall in emerging equity markets. The Board also considered the latest assessment of the portfolio's liquidity. The Board monitors income and expense projections for the Company, with the majority of the expenses being predictable and modest in comparison with the assets of the Company.

The Company foresees no issues with meeting interest payments and current liabilities relating to the £100 million fixed term loan which matures on 31 January 2025. A significant proportion of the Company's expenses is the ad valorem AIFM fee, which would naturally reduce if the market value of the Company's assets were to fall.

Considering the above, and with careful consideration given to the current market situation, the ramifications of continuing geopolitical tensions and the challenges posed by climate change, the Board has concluded that there is a reasonable expectation that, assuming that there will be a successful continuation vote at the 2024 AGM in July, the Company will be able to continue to operate and meet its liabilities as they fall due over the next five years.

Future strategy

The Company was founded, and continues to be managed, based on a long-term investment strategy that seeks to generate superior returns from investments, principally in the shares of carefully selected companies in emerging markets.

The Company's results will be affected by many factors including political decisions, economic factors, the performance of investee companies and the ability of the Investment Managers to choose investments successfully as well as the current challenges.

The Board and the Investment Managers continue to believe in investment with a long-term horizon in companies that are undervalued by stock markets, but which are fundamentally strong and growing. It is recognised that, at times, extraneous political, economic and company-specific and other factors will affect the performance of investments, but the Company will continue to take a long-term view in the belief that patience will be rewarded.

By order of the Board

Angus Macpherson

7 June 2024



02.

Governance

Directors' report

The Board is responsible for framing and executing the Company's strategy and for monitoring risks closely. The Board endeavours to run the Company in a manner which is responsible, honest, transparent and fully accountable. In the Board's view, good governance means managing the Company's business well and engaging effectively with investors and other stakeholders. The Board considers the practice of good governance to be an integral part of the way that it manages the Company and it is committed to maintaining the highest standards of financial reporting, transparency and business integrity.

The Directors submit their Annual Report, together with the Financial Statements of the Company, for the year ended 31 March 2024.

Board of Directors



Angus Macpherson

(Chairman of Board, Chairman of Management Engagement Committee and Chairman of Nomination and Remuneration Committee: 1 January 2024)

Date of appointment: 6 October 2023

Angus is chief executive of Noble and Company (UK) Limited, an independent boutique Scottish corporate finance business. He was based in Asia between 1995 and 2004 in Singapore and Hong Kong, latterly as head of capital markets and financing for Merrill Lynch for Asia. He was previously Chairman of Pacific Horizon Investment Trust and of Henderson Diversified Income Trust. Angus brings to the Board extensive experience in corporate finance in Europe and in Asia and is an experienced chairman of investment trusts.

Other Current Appointments:

- Schroder Japan Growth Fund plc (Non-Executive Director)
- Hampden & Co PLC (Non-Executive Director)
- Noble and Company (UK) Limited (Chief Executive)

Angus is an independent Director.



Simon Jeffreys

(Chairman of the Audit and Risk Committee: 13 July 2017, Senior Independent Director: 14 July 2022)

Date of appointment: 15 July 2016

Simon has extensive experience in audit and he has a wide-ranging understanding of the business. He draws on previous experience across internal audit, finance and compliance, as well as technical knowledge, relevant to his role. He was a senior audit partner in PricewaterhouseCoopers for most of his professional career, where he was the global leader of the firm's investment management and real estate practice. Simon was the Chief Administrative Officer for Fidelity International, and then the Chief Operating Officer of The Wellcome Trust. Simon was Chair of the Audit Committee and a member of the Remuneration, Nominations and Risk Committees of St James's Place plc until 18 May 2023 and Chair of the Audit and Risk Committee of SimCorp A/S until 3 November 2023.

Other Current Appointments:

- Amlin Underwriting Limited (Chairman of the Board)
- Crown Prosecution Service (Chair of Audit and Risk Committee)
- Post Office Limited (Chair of Audit, Risk and Compliance Committee)

Simon is an independent Director.

Board of Directors



David Graham

Date of appointment: 1 September 2016

David is a Chartered Accountant whose career was in investment management, firstly as an Asian fund manager with Lazard and then building businesses across Asia Pacific, Europe, Middle East and Africa for BlackRock and predecessor firms (Merrill Lynch Investment Managers and Mercury Asset Management). David has worked in Hong Kong, Tokyo and Sydney and has been a Representative Director in domestic, joint venture, fund management companies in India, China, Thailand and Taiwan. David contributes extensive experience of Asia and other emerging markets.

Other Current Appointments:

- Fidelity Japan Trust (Chairman)
- JPMorgan China Growth & Income plc (Chair of the Audit Committee)
- DSP India Investment Fund (Non-Executive Director)
- DSP India Fund (Non-Executive Director)

David is an independent Director.



Magdalene Miller

Date of appointment: 10 May 2021

Magdalene is a former investment director who specialised in investments in global emerging markets. Based in London and Edinburgh, she spent 32 years managing listed equity portfolios, investing in Japanese, Asian Pacific and UK markets. Born in Hong Kong, Magdalene is fluent in Cantonese and Mandarin and has travelled extensively in China and Asia over the course of her career. She currently serves as a trustee for an educational endowment fund and participates in volunteering work.

Other Current Appointments:

- Baillie Gifford China Growth Trust (Non-Executive Director)

Magdalene is an independent Director.



Charlie Ricketts

Date of appointment: 12 July 2018

With over 30 years' experience in the investment trust sector, Charlie brings a wealth of experience to the Board. He was Head of Investment Funds at Cenkos Securities for 8 years and prior to that was Managing Director, Head of Investment Companies at UBS Investment Bank. Charlie was previously a non-executive director of Asia Dragon Trust plc. Since stepping down from Cenkos in 2014 he has pursued several business and charitable interests. Charlie has a wide-ranging understanding of the business and draws on previous experience across finance, corporate communication and risk management, as well as technical knowledge.

Charlie is an independent Director.



Abigail Rotheroe

Date of appointment: 1 November 2022

Abigail has over 20 years of investment experience, most recently as the Investment Director at Snowball Impact Management, a sustainable and impact-focused asset manager. Previously Abigail has managed retail and institutional Asia Pacific portfolios in Hong Kong and London for Schroders, HSBC Asset Management Hong Kong and Colombia Threadneedle Investments. She is a CFA Charterholder and has experience in manager selection, sustainability, and impact measurement.

Other Current Appointments:

- Baillie Gifford Shin Nippon plc (Non-Executive Director)
- HydrogenOne Capital Growth plc (Non-Executive Director)
- Greencoat UK Wind (Non-Executive Director)

Abigail is an independent Director.

Details of the fees earned by each Director can be found on page 64. The Directors' interests in the Company's shares are noted on page 66.

Appointment and re-election of Directors

Directors are initially appointed by the Board after a rigorous selection process and each Director is then subject to annual re-election by the shareholders. At the first AGM following appointment a Director is subject to election by the shareholders. Thereafter, a Director's reappointment is subject to a performance evaluation carried out each year and the approval of shareholders at each AGM, in accordance with corporate governance best practice. When making a recommendation, the Board considers the ongoing requirements of the UK Corporate Governance Code (the 'Code'), including the need to refresh the Board and its Committees.

The terms and conditions of the Directors' appointments are set out in their Letters of Appointment, which are available for inspection on request at the registered office of the Company and at the AGM. The terms of appointment provide that a Director will be subject to re-election at each AGM. A Director may be removed from office following three months' notice. The Board has agreed that the independent Directors should stand down after nine years from their initial appointment other than in exceptional circumstances. Directors are prepared to resign or take steps that could lead to a loss of office at any time in the interests of long-term shareholder value. The continuation of an appointment is contingent on satisfactory annual performance evaluation. A Director may resign by notice in writing to the Board at any time and there is no notice period for resignation.

The Board

The primary focus of the Directors at regular Board meetings is the consideration of investment performance and outlook, market activity, discount management mechanisms including share buybacks, gearing, marketing, shareholder register analysis, investor relations, peer group information, top risks and investment risk management, regulatory updates, corporate governance and industry issues.

The Board has reviewed the effectiveness of the Company's system of internal controls for the year ended 31 March 2024. During its review the Board has not identified or been advised of any significant failings or weaknesses relating to the Company.

Further details of the Directors' responsibilities can be found in the Statement of Directors' Responsibilities on page 73.

Board evaluation

The Board undertakes an annual evaluation of its own performance and that of its Committees and individual Directors including the Chairman. The Board has also considered the independence of each Director, including the Chairman.

As required under corporate governance best practice of FTSE 350 companies a formal performance evaluation of the Board, its Committees and the individual Directors is undertaken with an external agency every third year. In the year under review, the annual performance process was facilitated by Lintstock Ltd ('Lintstock'). The process included the completion of questionnaires prepared by Lintstock and interviews with each Director facilitated by Lintstock. Lintstock prepared summary reports which were discussed by the Directors. The independence of each Director was checked considering the provisions of the Code. The experience, balance of skills, diversity, time commitment, tenure of each director, openness, spirit of debate and knowledge of the Board were considered as well as Board effectiveness, role and structure.

The Chairman confirms that, following the annual performance evaluation, each Director's performance continues to be effective, demonstrating commitment to their role and each independent Director is recommended for re-election at the AGM. Angus Macpherson is subject to election by shareholders as this is the first AGM of the Company since his appointment on 6 October 2023. The Chairman also confirms that each Committee's performance continues to be effective in fulfilling its responsibilities and duties. Formal Board performance evaluations will continue to take place at least annually with the appointment of an external facilitator every three years.

Diversity

TEMIT's aim is to have an appropriate level of diversity in the boardroom.

The Board acknowledges and welcomes the recommendations from the Hampton-Alexander Review on gender diversity and the Parker Review on ethnic representation. The Nomination and Remuneration Committee considers diversity generally when making recommendations for appointments to the Board, considering gender, social and ethnic backgrounds, thought, experience and qualification. The prime responsibility, however, is the strength of the Board and the overriding aim in making any new appointments is always to select the best candidate based on objective criteria and merit.

In all the Board's activities, there has been and will be no discrimination on the grounds of gender, race, ethnicity, religion, sexual orientation, age or physical ability.

The Board has made a commitment to consider diversity when reviewing the composition of the Board and notes the new Listing Rules requirements (LR9.8.7 R) regarding the targets on board diversity:

- At least 40% of individuals on the Board are women;
- At least one senior Board position (chairman, chief executive officer ('CEO'), senior independent director or chief financial officer ('CFO')) is held by a woman; and
- At least one individual on the Board is from a minority ethnic background, defined to include those from an ethnic group other than a white ethnic group, as specified in categories recommended by the Office for National Statistics.

As required by the Listing Rules the reporting for TEMIT against these targets is set out in the tables below in the prescribed format. The data was collected on a self-identifying basis. The Board notes that as at 31 March 2024 it does not currently meet the targets in relation to the number of women on the Board or the number of senior Board positions which should be held by a woman and will be considering the targets when future Board appointments are made. The Board confirms that it has not met these targets but for continuity and succession planning the Directors will always select the best candidate based on objective criteria and merit. The Board notes that as an externally managed investment trust there is no CEO or CFO and the Board considers the Chairman of the Company, the Chairman of any of the Company's Committees and the Senior Independent Director to be senior positions.

| Sex | Number of Board Members | Percentage of the Board | Number of Senior Positions on the Board |
|---------------------------------|-------------------------|-------------------------|---|
| Men | 4 | 67% | 2 |
| Women | 2 | 33% | – |
| Not Specified/Prefer Not to Say | – | – | – |

| Ethnic Background | Number of Board Members | Percentage of the Board | Number of Senior Positions on the Board |
|--|-------------------------|-------------------------|---|
| White British or Other White (Including Minority White Groups) | 5 | 83% | 2 |
| Mixed/Multiple Ethnic Groups | – | – | – |
| Asian/Asian British | 1 | 17% | – |
| Black/African/Caribbean/Black British | – | – | – |
| Other Ethnic Group, Including Arab | – | – | – |
| Not Specified/Prefer Not to Say | – | – | – |

Diversity at the Manager

The Board also takes a close interest in diversity, equity and inclusion ('DEI') at the Manager. Franklin Templeton has a culture which embraces individual differences and the wealth of perspectives brought by DEI. As a global company, Franklin Templeton believes that it benefits from the unique skills and experiences of a diverse workforce made up of employees who span across generations, genders, preferences, capabilities and cultural identification. It also believes that an inclusive culture can drive innovation and allows the firm to deliver better client outcomes. To support the firm's DEI efforts, dedicated resources have been allocated, as well as the establishment of a global governance structure and research-based DEI policies and procedures.

Franklin Templeton has three overarching goals related to its approach on DEI: 1) to be the employer of choice, 2) the business partner of choice and 3) the industry of choice. In 2023, the firm established corporate DEI people goals as part of a broad range of measures to track its DEI progress. It also continued to localise its global DEI strategy and approach through the work of three regional executive DEI councils in the Americas, EMEA and APAC.

In the UK, new partnerships have been fostered with DEI organisations like Black Professionals Scotland and the Business Disability Forum, the leading business membership organisation in disability inclusion. It also remains an active partner and supporter of several organisations that promote inclusion and social mobility in the UK such as the Diversity Project, 10,000 Black Interns, the Robertson Trust, Leonard Cheshire and Career Ready. In 2022, Franklin Templeton was also pleased to earn a top score of 100 percent on the Human Rights Campaign ('HRC') Foundation's 2023 Corporate Equality Index ('CEI') which measures corporate policies and practices related to LGBTQ+ workplace equality, for the seventh consecutive year. The firm was also awarded a bronze achievement award in Stonewall's 2022 Workplace Equality Index. Franklin Templeton sponsors thousands of volunteer activities each year through its global Involved programme which helps to provide better outcomes for local communities.

Succession planning and recruitment

When considering succession planning, the Nomination and Remuneration Committee bears in mind the tenure, balance of skills, knowledge, experience and diversity existing on the Board.

The recruitment process which led to the appointment of Angus Macpherson was led by Simon Jeffreys as Senior Independent Director and commenced in January 2023, the process was facilitated by Odgers Berndtson as the appointed external agency. Odgers Berndtson does not undertake any other services for TEMIT and has no connection with any of the Directors. The list of candidates identified was discussed by the Nomination and Remuneration Committee and the preferred candidates were invited for interviews. Paul Manduca did not take part in the search for his successor. The Nomination and Remuneration Committee recommended that the Board appoint Angus Macpherson after assessing the candidates against objective criteria and with due regard to the benefits of diversity (including gender, social, ethnic backgrounds) as well as cognitive and personal strengths and time available to discharge his responsibilities fully and effectively. Angus Macpherson was appointed as a non-executive Director of the Company, with effect from 6 October 2023 and took on the role of Chairman from 1 January 2024.

The succession plan agreed by the Nomination and Remuneration Committee includes an emergency succession plan identifying contingency arrangements.

The Nomination and Remuneration Committee also reviews and recommends to the Board the reappointment of the Directors. The recommendation is not automatic and will follow a process of evaluation of each Director's performance and consideration of the Director's independence. The Nomination and Remuneration Committee also considers the mix of skills and experience of the current Board members.

Meetings and committees

The Board delegates certain responsibilities and functions to committees. Five Directors are members of all committees. The Chairman is not a member of the Audit and Risk Committee, but he attends the Audit and Risk Committee meetings by invitation.

The table below details the number of Board and Committee meetings attended by each Director. During the year, there were five Board meetings, three Audit and Risk Committee meetings, one Management Engagement Committee meeting, one formal Nomination and Remuneration Committee meeting, and one ad-hoc Nomination and Remuneration Committee meeting chaired by the Senior Independent Director to discuss the appointment of Angus Macpherson as a Director of the Company.

| | Board | Audit and Risk Committee | Management Engagement Committee | Nomination and Remuneration Committee |
|---------------------------------|-------|-----------------------------|---------------------------------------|---|
| David Graham | 5/5 | 3/3 | 1/1 | 1/1 |
| Simon Jeffreys | 5/5 | 3/3 | 1/1 | 1/1 |
| Angus Macpherson ^(a) | 2/2 | 1/1 | 1/1 | 1/1 |
| Magdalene Miller | 5/5 | 3/3 | 1/1 | 1/1 |
| Charlie Ricketts | 5/5 | 3/3 | 1/1 | 1/1 |
| Abigail Rotheroe | 5/5 | 3/3 | 1/1 | 1/1 |
| Paul Manduca ^(b) | 4/4 | 3/3 | – | – |

The **Audit and Risk Committee** is chaired by Simon Jeffreys. The formal Report of the Audit and Risk Committee is on pages 67 to 72.

The **Management Engagement Committee** is chaired by the Chairman of the Board and all Directors are members of the committee. The primary role of the committee is to review the performance of, and the contractual arrangements with, the Manager. The Management Engagement Committee held one meeting during the year and undertook a formal review of the Manager and of the Investment Managers.

The review considered investment strategy, investment process, performance and risk, and was carried out through meetings between the Management Engagement Committee and members of the investment and risk management teams of the Manager. When assessing the performance of the Manager and of the Investment Managers, the committee believes that it is appropriate to make this assessment over a medium to long-term timeframe, which is in accordance with the long-term approach taken to investment. As a result of the evaluation process performed by the Management Engagement Committee, the Board confirms that it is satisfied that the continuing appointment of the Manager is in the interests of shareholders as a whole.

The **Nomination and Remuneration Committee** is chaired by the Chairman of the Board and all Directors are members of the committee. The Nomination and Remuneration Committee held one formal meeting during the year and discussed the annual evaluation process for the Board, the individual Directors and the Chairman and succession planning. The Nomination and Remuneration Committee also held one ad-hoc meeting chaired by the Senior Independent Director to discuss the appointment of Angus Macpherson as a Director

of the Company. The role of the Nomination and Remuneration Committee is to regularly review the Board structure, size and composition and make recommendations to the Board with regard to any adjustments that seem appropriate, to consider the rotation and renewal of the Board, approve the candidate specification for all Board appointments, approve the process by which suitable candidates are identified and short-listed, and to nominate candidates for consideration by the full Board, whose responsibility it is to make appointments. The Nomination and Remuneration Committee also considers the effectiveness of individual Directors and makes recommendations to the Board in respect of re-elections. The Nomination and Remuneration Committee keeps under review the balance of skills, independence, knowledge of the Company and experience and length of service of the Directors.

During the year under review, the Nomination and Remuneration Committee managed the recruitment process which led to the appointment of Angus Macpherson.

The Nomination and Remuneration Committee annually reviews the level of fees paid to the Chairman, the Chairman of the Audit and Risk Committee, the Senior Independent Director and other Directors relative to other comparable companies and in the light of the Directors' responsibilities. The Committee may engage independent external advisors if it considers this to be necessary.

The terms of reference for the Audit and Risk Committee, Management Engagement Committee and Nomination and Remuneration Committee are available to shareholders on the TEMIT website (www.temit.co.uk) or upon request via email to temitcosec@franklintempleton.com.

(a) Appointed to the Board on 6 October 2023. Attended one meeting of the Audit and Risk Committee by invitation when the Half Yearly Report was being drafted.

(b) Stepped down from the Board on 31 December 2023. Attended three meetings of the Audit and Risk Committee by invitation including when the Annual Report and Half Yearly Report were being drafted and the Company's risk matrix was being reviewed.

Conflicts of interest

The Company maintains a register of Directors' interests which has been disclosed to, and approved by, the Board. The list of interests of each Director is reviewed at every Board meeting. Directors who have potential conflicts of interest will not take part in any discussions which relate to that particular conflict. The Board confirms that at 31 March 2024 and the date of this report there were no conflicts of interest.

Indemnification and insurance

The Company has entered into deeds of indemnity with each of the Directors. These are qualifying third-party indemnity provisions and are in force as at the date of this report. This information is disclosed in accordance with Sections 236(2) and 236(3) of the Companies Act 2006. The Company maintains appropriate insurance cover in respect of legal action against the Directors.

The Company

Principal activity and investment company status in the UK

The Company is a public limited company in terms of the Companies Act 2006 and is an investment company under Section 833 of the Companies Act 2006.

The Company has been accepted as an approved investment trust by HM Revenue & Customs for accounting periods commencing on or after 1 April 2012, subject to continuing to meet the eligibility conditions of Section 1158 of the Corporation Tax Act 2010 and the ongoing requirements of The Investment Trust (Approved Company) (Tax) Regulations 2011. The Directors are satisfied that the Company intends to direct its affairs to ensure its continued approval as an investment trust.

Results and dividends

The capital profit for the year was £81.5 million (2023: loss of £64.3 million) and the revenue profit was £58.9 million (2023: £66.9 million).

The full results for the Company are disclosed in the Statement of Comprehensive Income on page 83.

The Directors propose a final ordinary dividend of 3.00 pence per share. Including the interim dividend of 2.00 pence per share, which was paid by the Company on 26 January 2024, this represents an annual ordinary dividend of 5.00 pence per share (2023: 5.00 pence per share) and, if approved by shareholders at the AGM on 11 July 2024, the final dividend will be payable on 26 July 2024 to shareholders on the register at close of business on 21 June 2024.

Financial

Share capital and gearing

Changes in the share capital of the Company are set out in Note 11 of the Notes to the Financial Statements.

As part of the Company's objective and current investment policy, the Company may borrow up to 20% of its net assets. The current gearing is discussed in the Business Review on page 40.

Share buybacks

The Board is again seeking shareholder permission to continue its programme of share buybacks as outlined under 'Stability – Share Buybacks and Conditional Tender Offer' on page 41.

Auditor

Ernst & Young LLP was appointed in 2019 as the Company's auditor. Ernst & Young LLP has expressed a willingness to continue in office as auditor and a resolution proposing its reappointment will be submitted at the AGM. Further details on the assessment of the auditor can be found within the Report of the Audit and Risk Committee on page 70.

The Directors who held office at the date of approval of this Directors' Report confirm that, so far as they are each aware, there is no relevant information of which the Company's auditor was unaware and that each Director had taken all steps that they ought to have taken as a Director to make themselves apprised of any relevant audit information and to establish that the Company's auditor was notified of that information. This confirmation is given, and should be interpreted in accordance with, the provisions of Section 418 of the Companies Act 2006.

Substantial shareholdings

As at 23 May 2024, 31 March 2024 and 31 March 2023, the Company had been notified that the following were interested in 3% or more of the issued share capital of the Company.

| Name | 23 May 2024 Number of Shares | % | 31 March 2024 Number of Shares | % | 31 March 2023 Number of Shares | % |
|--|---------------------------------|------|-----------------------------------|------|-----------------------------------|------|
| City of London Investment Management Company Limited | 282,714,027 | 25.6 | 278,767,061 | 25.0 | 278,947,968 | 24.1 |
| Lazard Asset Management LLC Group | 97,872,005 | 8.9 | 108,523,992 | 9.7 | 108,822,695 | 9.4 |
| Allspring Global Investments, LLC | 77,574,353 | 7.0 | 79,262,342 | 7.1 | 63,527,818 | 5.5 |
| Investec Wealth & Investment Limited (formerly Rensburg Sheppards) | 64,902,503 | 5.9 | 61,700,274 | 5.5 | 74,370,335 | 6.4 |
| RBC Brewin Dolphin | 44,937,794 | 4.1 | 49,814,378 | 4.5 | 35,371,979 | 3.1 |
| Quilter Cheviot Investment Management (previously Old Mutual Plc) | 40,393,918 | 3.7 | 41,942,497 | 3.8 | 55,516,380 | 4.8 |

Principal service providers

Alternative Investment Fund Manager, Secretary and Administrator

FTITML is the Alternative Investment Fund Manager, Secretary and Administrator with the role of investment management delegated to FTITML and TAML. Portfolio Managers from FTITML and TAML form part of the wider FTEME as mentioned on page 13.

The main secretarial duties involve compliance with statutory and regulatory obligations which the Company must observe. All Directors have access to the advice of the Company Secretary, who is responsible for advising the Board on all governance matters. The appointment of the Company Secretary was discussed and approved by the Board and the secretarial activity is reviewed on an annual basis.

With effect from 1 July 2022 the annual fee rate for the services provided by FTITML, including investment management, risk management, secretarial and administration services, has been:

- 1% of the first £1 billion of net assets;
- 0.75% of net assets between £1 billion and £2 billion; and
- 0.5% of net assets over £2 billion.

The agreement between the Company and FTITML may be terminated by either party giving one year's notice, but in certain circumstances the Company may be required to pay compensation to FTITML of an amount up to one year's fee in lieu of notice. No compensation is payable if at least one year's notice of termination is given.

Details of the remuneration policy of the AIFM and amounts attributable to the Company are available to existing shareholders upon request at the registered office of the Company.

The Board considers the arrangements for the provision of investment management services to the Company on an ongoing basis, and a formal review is conducted annually by the Management Engagement Committee. In the opinion of the Directors, the continuing appointment of FTITML is in the best interests of the shareholders as a whole.

Depository and custodian

J.P. Morgan Europe Limited performs the role of depository and JPMorgan Chase Bank performs the role of custodian. The agreements in place may be terminated by either party giving the other 90 days' notice.

A detailed list of service providers, along with addresses, can be found in the General Information section on page 113.

Corporate governance

The Company is committed to high standards of corporate governance. The Board is accountable to the shareholders for good governance and this statement describes how governance principles have been applied.

Association of investment companies code of corporate governance

The Board has considered the Principles and Provisions of the 2019 AIC Code of Corporate Governance ('AIC Code'). The AIC Code addresses the Principles and Provisions set out in the 2018 UK Corporate Governance Code (the UK Code), as well as setting out additional provisions on issues that are of specific relevance to the Company as an investment company.

The Board considers that reporting against the Principles and Provisions of the AIC Code, which has been endorsed by the FRC, provides the relevant information to shareholders.

The Company has complied with the Principles and Provisions of the AIC Code which also meets the obligations under the UK Code (and associated disclosure requirements under paragraph 9.8.6 of the Listing Rules). The AIC Code is available on the AIC website (www.theaic.co.uk). It includes an explanation of how the AIC Code adapts the Principles and Provisions set out in the UK Code to make them relevant for investment companies.

A statement explaining TEMIT's compliance with the AIC Code principles can be found at www.temit.co.uk.

Additional information for New Zealand shareholders

As a result of a requirement for Overseas Issuers listed on the New Zealand Stock Exchange, the following should be noted by New Zealand shareholders:

- The corporate governance rules and principles in TEMIT's home exchange jurisdiction of the United Kingdom may materially differ from the New Zealand Stock Exchange ('NZX') corporate governance rules and the principles of the NZX Corporate Governance Code;
- Investors may find more information about the corporate governance and principles of TEMIT's home exchange in the United Kingdom in the above Corporate Governance statement and online at www.frc.org.uk/corporate/ukcgcode.cfm;

- The Company relies on the Financial Markets Conduct (Overseas FMC Reporting Entities) Exemption Notice 2021, issued by the New Zealand Financial Markets Authority, which exempts it from certain financial reporting obligations under the Financial Markets Conduct Act 2013; and
- The Company relies on the Financial Markets Conduct (Climate-related Disclosures for Foreign Listed Issuers) Exemption Notice 2023, which exempts it from Part 7A of the New Zealand Financial Markets Conduct Act 2013 such that the Company is exempt from climate-related disclosure requirements under New Zealand law. Any climate statements prepared by the Company from time to time are made available, free of charge, on the Company's website at www.temit.co.uk.

Schedule of Reserved Matters

The Board has formally adopted a Schedule of Reserved Matters, which details the matters which the Board has agreed are specifically reserved for its collective decision. These matters include, inter alia, approval of the Half Yearly and Annual Financial Statements, the approval of interim and special dividends, recommendation of the final dividend, approval of any preliminary results announcements of the Company, approval of any proposed changes to the Company's objective and/or investment policy, appointment or removal of the Company's Manager or Investment Managers, gearing, Board membership and Board committee membership and any major changes to the objective, philosophy or investment policy of the Company, other than any such changes delegated to the Investment Managers under the Investment Management Agreement.

The day-to-day investment management of the portfolio of the Company is delegated to the Investment Managers, who manage the portfolio in accordance with the objectives of the Company as set by the Board.

Articles of association

The Company may change its Articles of Association by special resolution of its shareholders.

Internal control

Details of the Company's system of internal controls can be found on page 72.

Annual General Meeting

The AGM will be held on Thursday 11 July 2024 at Stationers' Hall, Ave Maria Lane, London, EC4M 7DD. Further details regarding the AGM are set out in the Notice of Meeting on page 109.

Whether you intend to attend the meeting in person or not, you are strongly encouraged to submit your votes on the AGM resolutions in advance of the meeting. Submitting votes by proxy does not preclude you attending the meeting or changing your vote if you attend the AGM, but your votes will be counted if restrictions preventing attendance at the AGM are introduced at short notice.

Ordinary business

The formal business of the Meeting will begin with resolution 1 which seeks shareholders' approval to receive and adopt the Directors' and Auditor's Reports and Financial Statements for the year ended 31 March 2024.

Resolution 2 seeks shareholders' approval of the Directors' Remuneration Report for the year ended 31 March 2024. Approval of the Directors' Remuneration Report is sought at each AGM and this year's report is set out in full on pages 62 to 66 of the 2024 Annual Report.

Resolution 3 seeks shareholders' approval to declare a final ordinary dividend of 3.00 pence per share, payable on 26 July 2024 to shareholders on the register as at close of business on 21 June 2024.

Resolutions 4.1 to 4.5 seek shareholders' approval to re-elect Abigail Rotheroe, Charlie Ricketts, David Graham, Magdalene Miller and Simon Jeffreys as Directors.

The Board recommends that each director is re-elected, as set out under Board Evaluation on page 53.

Resolution 4.6 seeks shareholders' approval to elect Angus Macpherson as a Director. In accordance with the provisions of the UK Corporate Governance Code, all independent Directors will offer themselves for election at the first AGM following their appointment and for re-election at each subsequent AGM.

Resolutions 5 and 6 seek shareholders' approval to re-appoint Ernst & Young LLP as auditor of the Company, and to authorise the Directors to determine the auditor's remuneration. Following the recommendation of the Company's Audit and Risk Committee, shareholders will be asked to approve the re-appointment of Ernst & Young LLP as the Company's auditor, to hold office until the conclusion of the Company's 2025 Annual General Meeting. Shareholders will be asked to

grant authority to the Board to determine the remuneration of the auditor.

Special business

The Special Business to be dealt with at the AGM is:

(i) Continuation vote

Resolution 7 deals with the continuation of the Company as an investment trust for the period expiring at the end of the AGM of the Company to be held in 2029. The last continuation vote took place in 2019.

(ii) Authority for the Allotment of New Shares

The resolutions to allot shares are set out in resolutions 8 (ordinary resolution) and 9 (special resolution) in the Notice of Annual General Meeting. These resolutions, if passed, will give your Directors power to allot for cash equity securities of the Company and/or to sell equity securities held as treasury shares up to a maximum aggregate nominal amount of £2,761,000 (being an amount equal to 5% of the issued share capital of the Company as at 23 May 2024) as if Section 561 of the Companies Act 2006 ('the 2006 Act') did not apply (this section requires, when shares are to be allotted for cash or shares held as treasury shares are sold, that such shares first be offered to existing shareholders in proportion to their existing holdings of shares, this entitlement being known as 'pre-emption rights'). The authorities contained in resolutions 8 and 9 will continue until the AGM of the Company in 2025 and your Directors envisage seeking the renewal of this authority in 2025 and in each succeeding year. Such authorities will only be used when your Directors believe that it would be in the best interests of the Company to do so and only at a price which is at or above the prevailing NAV per share at the time of issue.

(iii) Authority to Purchase Own Shares

At the AGM of the Company held on 14 July 2023, a Special Resolution was passed authorising the Company to purchase its shares in the market, limited to a maximum of 14.99% of the shares in issue on 14 July 2023 equivalent to 172,199,281 shares. The present authority expires at the conclusion of the AGM on 11 July 2024.

Under Resolution 10, the Directors are seeking renewal of the authority to purchase the Company's shares in the market, limited to a maximum of 14.99% of the Company's issued ordinary share capital, excluding treasury shares, at the date of the passing of this resolution (equivalent to 165,577,439 ordinary shares of 5 pence per share as at 23 May 2024). This is set out in resolution 10 of the notice of the AGM.

Any shares purchased pursuant to this authority may be cancelled or held in treasury pursuant to the Companies (Acquisition of own shares) (Treasury Shares) Regulations 2003. Purchases will only be made for cash, provided that:

- (a) the maximum price which may be paid is the higher of:
 - 5% above the average market value of the shares for the five business days before the purchase is made;
 - the higher of the last independent trade price and the highest current independent bid price on the London Stock Exchange;
- (b) the minimum price payable for the shares will be the nominal value of 5 pence per share; and
- (c) shares will only be purchased at a price which is at a discount to the prevailing net asset value per share at the time of purchase.

The authority to purchase shares (whether for cancellation or to be held in treasury) will only be exercised if to do so would be in the best interests of shareholders generally and would result in an increase in net asset value per share for the remaining shareholders. The purpose of holding some shares in treasury is to allow the Company to re-issue those shares quickly and cost-effectively, thus providing the Company with flexibility in the management of its capital base. Whilst in treasury, no dividends are payable on, or voting rights attach to, these shares. No shares will be purchased by the Company during periods when the Company would be prohibited from making such purchases by the rules of the FCA. As at the date of this report, there are no warrants or options outstanding to subscribe for equity shares in the Company.

The Directors envisage seeking the renewal of the relevant authority in 2025 and in each succeeding year.

(iv) Notice period for general meetings

At the AGM of the Company held on 14 July 2023, a Special Resolution was passed authorising the Company to call general meetings (other than Annual General Meetings) on 14 days' clear notice, up to the conclusion of the AGM in 2024. The Directors are seeking renewal under Resolution 11 of the authority to call general meetings (other than Annual General Meetings) on 14 days' clear notice.

This resolution is required to reflect the 2006 Act which requires that all general meetings must be held with at least 21 days' notice unless shareholders agree to a shorter notice period.

The Directors only intend to call a general meeting on less than 21 days' notice where the proposals are time sensitive, and the short notice would clearly be in the best interests of the shareholders as a whole.

The approval will be effective until the Company's AGM in 2025, when it is intended that a similar resolution will be proposed. The Company will also be required to meet the requirements for electronic voting under the Directive before it can call a general meeting on 14 clear days' notice.

Recommendation

The Directors believe that all the resolutions proposed are in the best interests of the Company and the shareholders as a whole and recommend that all shareholders vote in favour of all the resolutions.

The results of the votes on the resolutions at the AGM will be published on the Company's website.

Going concern

The Company's assets consist of equity shares in companies listed on recognised stock exchanges and in most circumstances are realisable within a short timescale. Having made suitable enquiries, including considerations of the Company's objective, the nature of the portfolio, net current assets, current liabilities relating to the £100 million fixed term loan which matures 31 January 2025, expenditure forecasts, the compliance with loan covenants, the principal and emerging risks and uncertainties described within the Annual Report and the continuation vote in July 2024, the Directors are satisfied that the Company has adequate resources to continue to operate as a going concern for the period to 31 March 2026, which is at least 12 months from the date of approval of these Financial Statements, and are satisfied that the going concern basis is appropriate in preparing the Financial Statements.

By order of the Board

Angus Macpherson
7 June 2024


Directors' remuneration report

This report has been prepared in accordance with the requirements of Section 420-422 of the Companies Act 2006, with subsequent amendments. The Directors' Remuneration Policy is subject to a triennial binding shareholder vote and the Directors' Remuneration Report is subject to an annual shareholder vote, both as ordinary resolutions.

The law requires the Company's auditor to audit certain of the disclosures provided. Where disclosures have been audited, they are indicated as such. The auditor's opinion is included in its report on pages 75 to 82.

All Directors are non-executive, appointed under the terms of Letters of Appointment, and none has a service contract. These letters are available for inspection by shareholders at the Company's registered address or at the AGM. The Directors' Report includes, on page 53, details of the Directors' terms of appointment.

The Company has no employees. Details of the Nomination and Remuneration Committee can be found on page 56 within the Directors' Report.



United Kingdom

Directors' remuneration policy

This Policy provides details of the remuneration policy for the Directors of the Company.

A resolution proposing the approval of the Directors' remuneration policy was put to the shareholders at the 2023 AGM and passed by 748,951,673 (99.95%) of shareholders voting in favour of the resolution, 404,878 (0.05%) voting against and 156,977 abstaining from voting.

The Policy as set out below will apply until 14 July 2026 (being three years from the date of shareholder approval of the policy) unless renewed, varied or revoked by shareholders at a general meeting.

The Board's policy, which has been designed to support the Company's strategy and promote long-term sustainable success, is that the remuneration of non-executive Directors should reflect the responsibilities of the Board, Directors' time spent on the Company's business, the experience of the Board as a whole, and be fair and comparable to that of other investment trusts similar in size, capital structure and objective. The Chairman of the Board, Chairman of the Audit and Risk Committee (who is also the Senior Independent Director) are paid higher fees than the other Directors, reflecting the greater amount of time spent on the Company's business.

The review process involves an analysis of fees paid to Directors of other companies having similar profiles to that of the Company. This review is submitted to the Nomination and Remuneration Committee and the Directors' fees are agreed for the next year. The Company has no Chief Executive Officer and no employees and therefore there was no consultation of employees and there is no employee comparative data to provide, in relation to the setting of the remuneration policy for Directors.

Directors' and Officers' liability insurance cover is maintained by the Company, at its expense.

Directors' remuneration is not linked to the performance of the Company and Directors are not eligible for bonuses, pension benefits, share options, long-term incentive schemes or other benefits.

The independent non-executive Directors are entitled to reclaim reasonable expenses incurred to perform their duties as non-executive Directors for the Company. Directors are not entitled to payment for loss of office and may be removed from office by the Company on three months' notice.

The Nomination and Remuneration Committee considers any comments received from shareholders on remuneration policy on an ongoing basis and takes account of those views.

Directors' remuneration implementation report

The Directors' Remuneration Report, which includes details of the Directors' Remuneration Policy and its implementation, is subject to an annual shareholders' vote and an ordinary resolution to approve the Remuneration Policy will be put to shareholders at the forthcoming AGM. A review was carried out during the financial year to 31 March 2024 and this review recommended increases in fees as set out in the table below for the forthcoming financial year. These changes to remuneration are in line with the Directors' Remuneration Policy as set out above. The involvement of remuneration consultants has not been deemed necessary as part of this year's review.

| Role | Current Annual Fee | Proposed Annual Fee |
|--|--------------------|---------------------|
| Chairman | £73,000 | £74,500 |
| Chairman of the Audit and Risk Committee and Senior Independent Director | £58,500 | £61,500 |
| Independent Directors | £41,000 | £42,000 |

Directors' fees for the year

Fees paid to each Director for the financial year to 31 March 2024 are set out below. A non-binding ordinary resolution proposing adoption of the Directors' Remuneration Report was put to shareholders at the Company's AGM held on 14 July 2023 and was passed by 748,562,823 (99.89%) of shareholders voting in favour of the resolution, 793,728 (0.11%) voting against and 156,977 abstaining from voting.

The Directors who served during the year received the following fees, which represented their total remuneration from the Company:

| Audited Information | 2024 | | | 2023 | | |
|---------------------------------|----------------|-----------------------------------|----------------|----------------|-----------------------------------|----------------|
| | Annual Fee £ | Taxable Benefits ^(a) £ | Total £ | Annual Fee £ | Taxable Benefits ^(a) £ | Total £ |
| David Graham | 41,000 | – | 41,000 | 40,000 | – | 40,000 |
| Simon Jeffreys ^(b) | 58,500 | 357 | 58,857 | 55,287 | 1,405 | 56,692 |
| Angus Macpherson ^(c) | 27,943 | – | 27,943 | – | – | – |
| Magdalene Miller | 41,000 | 2,747 | 43,747 | 40,000 | 3,377 | 43,377 |
| Charlie Ricketts | 41,000 | 2,755 | 43,755 | 40,000 | 7,497 | 47,497 |
| Abigail Rotheroe ^(d) | 41,000 | 241 | 41,241 | 16,667 | – | 16,667 |
| Paul Manduca ^(e) | 54,750 | 277 | 55,027 | 71,000 | 473 | 71,473 |
| Beatrice Hollond ^(f) | – | – | – | 12,242 | 368 | 12,610 |
| Total | 305,193 | 6,377 | 311,570 | 275,196 | 13,120 | 288,316 |

Annual percentage change in Directors' fees

The table below shows the annual percentage change in Directors' fees over the four financial years preceding the year to 31 March 2024:

| | Component | % Change from 2023 to 2024 | | % Change from 2022 to 2023 | | % Change from 2021 to 2022 | | % Change from 2020 to 2021 | | 2020 £ |
|--|----------------|----------------------------|------|----------------------------|-----|----------------------------|-----|----------------------------|-----|--------|
| | | 2024 £ | | 2023 £ | | 2022 £ | | 2021 £ | | |
| Independent Directors | Annual fee | 41,000 | 2.5 | 40,000 | 2.6 | 39,000 | 2.6 | 38,000 | 2.7 | 37,000 |
| Chairman | Additional fee | 32,000 | 3.2 | 31,000 | 3.3 | 30,000 | 3.4 | 29,000 | 3.6 | 28,000 |
| Chairman of the Audit and Risk Committee | Additional fee | 15,000 | 11.1 | 13,500 | 3.8 | 13,000 | 4.0 | 12,500 | 4.2 | 12,000 |
| Senior Independent Director | Additional fee | 2,500 | – | 2,500 | – | 2,500 | 100 | – | – | – |

(a) Taxable benefits relate to the reimbursement of expenses incurred in connection with the performance of the Directors' duties and attendance at Board and Committee meetings. The figures are shown gross of relevant taxes.

(b) Chairman of the Audit and Risk Committee and appointed Senior Independent Director effective 14 July 2022.

(c) Joined the Board on 6 October 2023 and took over as Chairman on 1 January 2024.

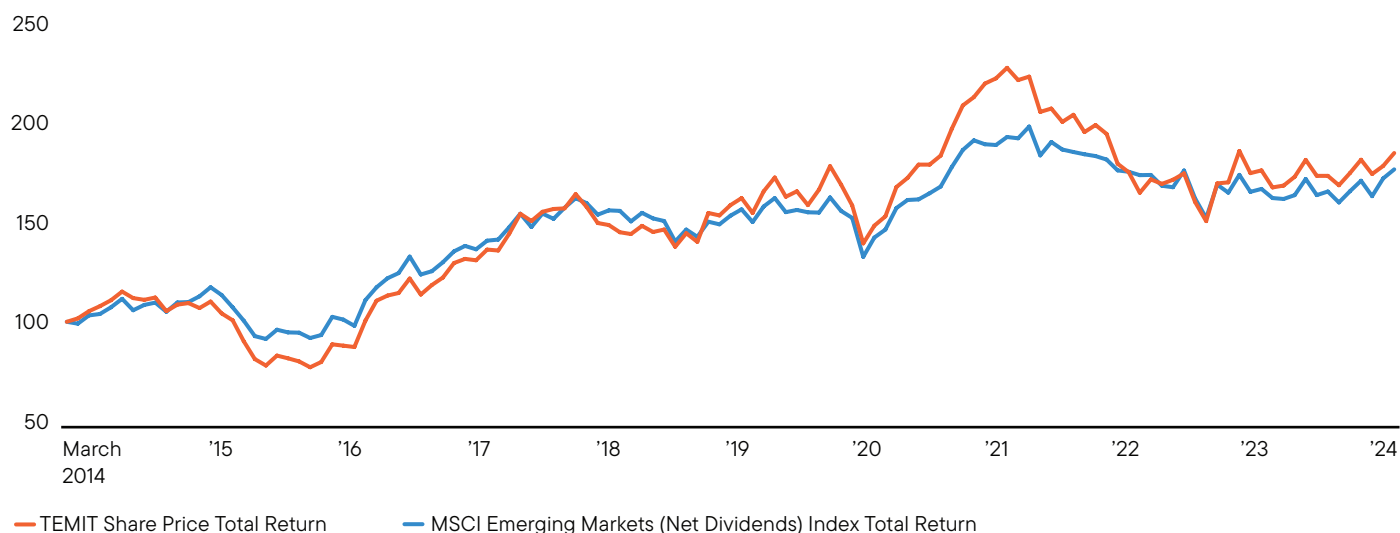
(d) Joined the Board on 1 November 2022.

(e) Retired from the Board on 31 December 2023. Chairman of the Board up to date of retirement.

(f) Retired from the Board on 14 July 2022. Senior Independent Director up to date of retirement.

Performance graph^(a)

The line graph below details TEMIT's share price total return against TEMIT's benchmark, the MSCI Emerging Markets (Net Dividends) Index total return over the past 10 years.



Relative cost of Directors' fees

The table below shows the Company's expenditure on Directors' fees compared to distributions to shareholders:

| | 2024 £'000 | 2023 £'000 |
|--|-----------------------|---------------|
| Directors' Remuneration ^(b) | 333 | 303 |
| Distribution to Shareholders: | | |
| Dividends | 55,613 ^(c) | 57,823 |
| Share Buybacks | 65,929 | 29,207 |

The items detailed in the above table are as required by the Large and Medium-size Companies and Groups (Accounts and Reports) 2013.

(a) Figures rebased to 100 at 31 March 2014.

(b) Directors' Remuneration comprises Directors' fees of £305,193 and Employer National Insurance Contributions of £28,158 for the financial year 2024 (2023: £275,196 and £27,594 respectively).

(c) Based on a proposed final dividend of 3.00 pence per share calculated using shares in issue as at 23 May 2024 and the interim dividend of 2.00 pence per share paid 26 January 2024.

Statement of Directors' shareholdings

The Directors' interests (including any family interests) existing as at 31 March in the Company's shares were as follows:

| Audited Information | 2024 Number of Shares | 2023 Number of Shares |
|---------------------|--------------------------|--------------------------|
| David Graham | 109,180 | 107,755 |
| Simon Jeffreys | 26,960 | 26,960 |
| Angus Macpherson | 68,000 | n/a |
| Magdalene Miller | 7,000 | 7,000 |
| Charlie Ricketts | 25,000 | 25,000 |
| Abigail Rotheroe | 27,110 | 27,110 |
| Paul Manduca | n/a | 25,000 |

The Company has not received any notifications of changes in the above interests as at 23 May 2024.

Approval

The Directors' Remuneration Report was approved by the Board of Directors on 7 June 2024.

Angus Macpherson
7 June 2024

Report of the audit and risk committee

As Chairman of the Audit and Risk Committee, I am pleased to present this report to shareholders. The report contains details of the Audit and Risk Committee's activities and responsibilities along with the evaluation of effectiveness of the external and internal audit process for the year ended 31 March 2024.

Composition

As of 31 March 2024, the Audit and Risk Committee comprised Simon Jeffreys (Chairman), David Graham, Magdalene Miller, Charlie Ricketts and Abigail Rotheroe, all independent non-executive Directors.

The Board considers that the members of the Audit and Risk Committee have sufficient recent and relevant financial experience for it to perform its functions effectively, noting in particular that the Audit and Risk Committee Chairman is a Chartered Accountant and former senior audit partner. David Graham is also a Chartered Accountant. The Directors' biographies are given on pages 51 and 52.

Role and responsibilities

The Audit and Risk Committee plays an important role in the appraisal and supervision of key aspects of the Company's business. The Committee carried out the following activities to accomplish its principal objectives and reported to the Board on how it discharged its responsibilities:

- Provided advice to the Board on whether the Annual Report and Financial Statements, taken as a whole, are fair, balanced and understandable, and provide the information necessary for shareholders to assess the Company's position and performance, business model and strategy;
- Monitored the integrity of the Financial Statements including the review of and agreeing the appropriateness of the Company's accounting policies, accounting estimates and judgements, treatment and disclosures of tax, alternative performance measures and compliance with the appropriate reporting requirements;
- Oversaw the relationship with the external auditor, including monitoring of any non-audit services in accordance with the policy;
- Reviewed and monitored the external auditor's effectiveness, objectivity and independence, and the effectiveness of the audit process, taking into consideration relevant UK professional and regulatory requirements;
- Monitored, reviewed and confirmed the effectiveness of the internal financial controls and internal controls and risk management systems on which the Company is reliant;
- Reviewed the effectiveness of the internal audit function of Franklin Templeton and its reports, and was satisfied with the results;
- Reviewed the internal and external audit plans and the findings of the audits, including the external Auditor's Report;
- Reviewed and confirmed that the value and quality of services provided to the Company by third parties were satisfactory;
- Reviewed in detail the contents of the Company's risk matrix;
- Received regular updates from the Manager's tax team on ongoing claims for recoverable taxes; and
- Reviewed other ad hoc items referred to the Audit and Risk Committee by the Board.

Activities during the year

The Committee met formally three times during the year. In addition, some members of the Committee visited Edinburgh twice in the year to meet with the external auditor and representatives of the Manager's internal audit, financial reporting, taxation and risk departments. Also, while in Hong Kong, the Committee visited Franklin Templeton's office and met with representatives of the portfolio, research and dealing teams.

The Chairman and other members of the Committee, also:

- Reviewed and challenged the scenarios presented by the Manager to support the use of the going concern basis and the ongoing viability assessment. Upon review and discussion with the Manager the Committee concluded that the scenarios were appropriate to support the use of the going concern basis and the ongoing viability statement;
- Met with the Manager to discuss its approach to ESG considerations including the implementation of the Stewardship Report for TEMIT;
- Held meetings with the Manager to discuss with those responsible all relevant matters relating to financial reporting, company secretarial, taxation, internal audit and risk and control framework;
- Discussed with the investment and risk teams the ongoing geopolitical tensions and their impacts on the portfolio as well as the potential restrictions on the ability to invest in certain companies;
- Challenged the Manager on the valuation basis for the Russian securities. Following discussions with the Manager, the Committee concluded that the valuations applied are reasonable and appropriate given the circumstances and information available;
- Discussed with the Manager the classification of the special dividend of £6.6 million received from Brilliance China Automotive as a revenue or capital item in the Statement of Comprehensive Income. Considering that the special dividend represented a second pay out of net proceeds from the disposal of a 25% equity interest in Brilliance China Automotive's joint venture with BMW, the Committee concluded that the treatment as a capital item in the Statement of Comprehensive Income is appropriate and therefore no significant judgement was required; and
- Challenged the Manager on the appropriate recognition of recoverable taxes and concluded that the accounting treatment was appropriate.

The Committee maintains a programme of agenda items to ensure that its workload is balanced across the year and that matters are addressed at appropriate times.

Performance evaluation

The Board undertakes an annual evaluation of performance of the Audit and Risk Committee and of its individual Directors, further details of this review can be found on page 53. The Board is satisfied with the performance and effectiveness of the Audit and Risk Committee.

Annual Report and Financial Statements

A primary responsibility of the Audit and Risk Committee is to review the appropriateness of the Annual and Half Yearly Reports. During the year, the work of the Committee included the following significant activities in relation to the Financial Statements:

| | |
|---|---|
| Portfolio Valuation | The Directors receive regular portfolio reports, liquidity information and presentations from the Manager and the Investment Managers. The Committee reviews valuation reports from the Manager and is satisfied that valuations are compliant with the accounting policies commencing on page 88. In particular, the Committee challenged the Manager on the basis of valuation for the valuation of Russian securities. |
| Misappropriation of Assets and Counterparty Risk | The Committee considers the risk of counterparty failure. The Company has appointed an independent custodian (JPMorgan Chase Bank) to hold its investments. The Manager reconciles the investment portfolio to the custodian's records on a regular basis and any material variances are reported to the Committee. In addition, the Committee receives from the Manager an annual review evaluating JPMorgan Chase Bank's global custody and sub-custody network including the results of an ISAE 3402 report by PricewaterhouseCoopers. The results were satisfactory. |
| Going Concern and Viability | The Committee considers that the Company's assets consist of equity shares in companies listed on recognised stock exchanges which in most circumstances are realisable within a short timescale. Having made suitable enquiries, including consideration of the Company's objective, the nature of the portfolio, net current assets, current liabilities relating to the £100 million fixed term loan which matures 31 January 2025, expenditure forecasts, the compliance with loan covenants, the principal and emerging risks and uncertainties described within the Annual Report and the continuation vote in July 2024, the Committee is satisfied that the Company has adequate resources to continue to operate as a going concern for the period to 31 March 2026, which is at least 12 months from the date of approval of these Financial Statements. The Committee therefore concludes that it is appropriate to prepare the Financial Statements on a going concern basis, and makes its recommendations to the Board. The scenarios considered include the liquidity of the portfolio, a sustained increase in the value of the portfolio (which would result in an increase in running costs, particularly the AIFM fee), a significant drop in value of the assets and a similar decrease in dividend income, and confirms that the Company could continue as a going concern. The Committee also considers such scenarios over a five-year period to support the Company's ongoing viability as noted in the Viability Statement on page 49. |
| Recognition of Investment Income | Each quarter the Committee receives and reviews annual income forecast reports which detail the income received and the estimated income due to be received in the financial year. These forecasts included details of material variances compared with prior forecasts. The Committee is satisfied with these analyses. |
| Compliance with Section 1158 of the Corporation Tax Act 2010 | The Company has been accepted as an approved investment trust by HM Revenue & Customs for accounting periods commencing on or after 1 April 2012, subject to continuing to meet the eligibility conditions of Section 1158 of the Corporation Tax Act 2010 and the ongoing requirements of The Investment Trust (Approved Company) (Tax) Regulations 2011. The Committee is satisfied that the Company complies with these conditions and intends to direct its affairs to ensure its continued approval as an investment trust. |

Areas of audit focus

The Committee reviewed and agreed the external audit plan including the level of audit materiality which it challenged and concluded was appropriate. The external auditor determined the scope of their work and the Committee also discussed with them key matters which they wanted to be covered and which included the following:

- Ownership and valuation of the portfolio given that the majority of the Company's assets are invested in its portfolio companies. The external auditor validated the ownership and valuations to its independent sources and concluded that the results of their procedures did not identify any material misstatements;
- Income recognition to confirm that income has been correctly recorded and received. The external auditor recalculated all dividend income from independent sources and tested a sample to bank statements and concluded that the results of their procedures did not identify any material misstatements; and
- Although not a key audit matter as determined by the external auditor the Committee focused on Compliance with S1158 regulations in order to ensure that the Company is meeting its minimum distribution obligations. The external auditor concluded that the Company was in compliance with S1158 regulations as at the balance sheet date.

The Committee notes that there was no significant accounting judgement required in relation to the classification of special dividends received.

Further information on these key audit matters and the external auditor's observations reported to the Committee are detailed within their audit report on pages 76 to 78. The Committee reviewed and were satisfied with the conclusions presented by the external auditor for each of these matters.

Conclusion

As a result of the work undertaken by the Committee as noted on page 69 and from the conclusions presented by the external auditor, the Committee has concluded that the Financial Statements for the year ended 31 March 2024, taken as a whole, are fair, balanced and understandable and provide the information necessary for shareholders to assess the Company's position and performance, business model and strategy, and has reported on these findings to the Board. The Board's conclusions in this respect are set out in the Statement of Directors' Responsibilities on page 73.

External auditor

Assessment of effectiveness and independence of the external audit process

To assess the effectiveness and independence of the external audit process, the auditor is asked, on an annual basis, to set out the steps that it has taken to ensure objectivity and independence. The auditor's performance, behaviour and effectiveness during the exercise of its duties are monitored during the year by the Audit and Risk Committee. The Audit and Risk Committee considered an annual independent Audit Quality Review report by the FRC, that monitors audit quality of the major audit firms in the UK and discussed with the external auditor the results of its own quality control review and 2023 Transparency Report. Ernst & Young LLP presented its detailed audit plan for the 2024 financial year end at the December 2023 Audit and Risk Committee meeting. The Audit and Risk Committee also reviewed Ernst & Young LLP's policies and procedures including quality assurance procedures and independence and concluded that they were satisfactory.

The outcome of these reviews and discussions with the Senior Statutory Auditor were that the Committee is satisfied that Ernst & Young LLP has a suitable culture, control environment and risk framework to enable it to deliver a high-quality audit.

In assessing the quality of the audit, the Committee considered areas where the auditor had demonstrated professional scepticism and challenged management.

They noted that this had been demonstrated around the valuation of the Russian assets and how the auditor had challenged management with the Committee noting these discussions and concluding that a zero valuation was appropriate. In addition, the Committee held meetings with the external auditor in private and worked closely with the Manager during the audit process.

Taking into consideration all the above and its review and discussions with the key parties the Committee concluded that the external auditor had delivered a quality audit for the financial year ended 31 March 2024.

Auditor rotation

The regulations on mandatory auditor rotation require an audit tender to take place every ten years. An audit tender took place during 2019 and shareholders approved the appointment of Ernst & Young LLP as the Company's external auditor at the Annual General Meeting held on 11 July 2019. The year ended 31 March 2024 was the second year for which Ashley Coups (Senior Statutory Auditor) has served.

Non-audit services

Performance of any non-audit services by the external auditor must be approved in advance by the Committee and must comply with the guidelines set out in the FRC's Revised Ethical Standard 2019. The Committee concluded that the non-audit service fees were appropriate relative to fees paid for audit services. An engagement letter is issued for all non-audit work and is reviewed by the Committee to ensure that the independence and objectivity of the auditor is safeguarded.

During the year, Ernst & Young LLP was engaged to perform a review of the Half Yearly Report. This is assurance related and the Committee believes that Ernst & Young LLP is best placed to provide this service for the shareholders.

The fees paid to the Auditor in the year were as follows:

| Audited Information | 2024 | 2023 |
|------------------------------|---------|---------|
| Audit Services | £54,600 | £52,000 |
| Non-Audit Services | | |
| Review of Half Yearly Report | £10,500 | £10,000 |
| Percentage of Audit Services | 19.2% | 19.2% |

The Committee therefore confirms that the non-audit work undertaken by the auditor satisfies and does not compromise the tests of the auditor's independence, objectivity, effectiveness, resources and qualification.

Internal control

Internal audit is carried out by the internal audit department of Franklin Templeton.

The Committee monitors the risk management and system of internal controls on an ongoing basis and engages Franklin Templeton's internal audit function to carry out a review of specific areas that the Audit and Risk Committee considers appropriate.

The Committee met representatives of the Manager and Investment Managers, including its internal auditor, risk manager and its compliance officer, who reported as to the proper conduct of business in accordance with the regulatory environment in which both the Company and the Manager operate. Certain meetings held with the internal auditors are conducted on a private basis, with no representation from the Manager.

The Committee reviewed the Company's risk matrix that explains in detail the key risks identified by the Company, assessing the likelihood of each risk materialising and the impact that this would have on the Company. The Committee also confirmed the effectiveness of the key operational procedures and oversight by the Manager and the Board.

Other areas

TEMIT is able to rely on the Financial Markets Conduct (Overseas FMC Reporting Entities) Exemption Notice 2021, that exempts it from requirements to prepare audited Financial Statements in accordance with the New Zealand Financial Market Conduct Act 2013. This exemption recognises that companies with a primary listing in the United Kingdom prepare Financial Statements and are audited in accordance with UK requirements. This exempts TEMIT from the New Zealand requirement that firms be audited by a New Zealand unlimited liability entity.

TEMIT is in compliance with the provisions of 'The Statutory Audit Services for Large Companies Market Investigation' (Mandatory Use of Competitive Tender Processes and Audit Committee Responsibilities) Order 2014 as issued by the Competition & Markets Authority.

Simon Jeffreys

Audit and Risk Committee Chairman

7 June 2024

Statement of directors' responsibilities

In respect of the Annual Report and the Financial Statements

The Directors are responsible for preparing the Annual Report and the Financial Statements in accordance with applicable law and regulations. Details of the Directors and members of the committees are reported on pages 51 to 56.

Company law requires the Directors to prepare Financial Statements for each financial year. Under that law the Directors are required to prepare the Financial Statements in accordance with UK adopted International Accounting Standards.

Under company law the Directors must be satisfied that the Financial Statements give a true and fair view of the state of affairs of the Company and of the profit or loss of the Company for the period.

In preparing these Financial Statements, International Accounting Standard 1 requires that Directors:

- Properly select and apply accounting policies;
- Present information, including accounting policies, in a manner that provides relevant, reliable, comparable and understandable information;
- Provide additional disclosures when compliance with the specific requirements of UK adopted International Accounting Standards are insufficient to enable users to understand the impact of particular transactions, other events and conditions on the entity's financial position and financial performance; and
- Assess the Company's ability to continue as a going concern.

The Directors are responsible for keeping adequate accounting records that are sufficient to show and explain the Company's transactions and disclose with reasonable accuracy at any time the financial position of the Company and enable them to ensure that the Financial Statements comply with the Companies Act 2006. They are also responsible for safeguarding the assets of the Company and hence for taking reasonable steps for the prevention and detection of fraud and other irregularities.

The Directors are responsible for the maintenance and integrity of the corporate and financial information included on the Company's website (www.temit.co.uk). Legislation in the United Kingdom governing the preparation and dissemination of Financial Statements may differ from legislation in other jurisdictions.

Responsibility statement

Each of the Directors, who are listed on pages 51 and 52, confirms that to the best of their knowledge:

- The Financial Statements, which have been prepared in accordance with UK adopted International Accounting Standards, give a true and fair view of the assets, liabilities, financial position and profit or loss of the Company for the year ended 31 March 2024; and
- The Chairman's Statement, Strategic Report and the Report of the Directors include a fair review of the information required by 4.1.8R to 4.1.11R of the FCA's Disclosure Guidance and Transparency Rules; and
- The Annual Report and Audited Financial Statements, taken as a whole, are fair, balanced and understandable and provide the information necessary for shareholders to assess the Company's position and performance, business model and strategy, and include a description of the principal risks and uncertainties.

By order of the Board

Angus Macpherson

7 June 2024



03. Financial Review

Independent auditor's report

to the members of Templeton Emerging Markets Investment Trust plc

Opinion

We have audited the Financial Statements of Templeton Emerging Markets Investment Trust Plc (the 'Company') for the year ended 31 March 2024 which comprise the Statement of Comprehensive Income, Statement of Financial Position, Statement of Changes in Equity, Statement of Cash Flows and the related notes 1 to 20 to the Financial Statements, including material accounting policy information.

The financial reporting framework that has been applied in their preparation is applicable law and UK adopted International Accounting Standards.

In our opinion, the Financial Statements:

- give a true and fair view of the Company's affairs as at 31 March 2024 and of its profit for the year then ended;
- have been properly prepared in accordance with UK adopted International Accounting Standards; and
- have been prepared in accordance with the requirements of the Companies Act 2006.

Basis for opinion

We conducted our audit in accordance with International Standards on Auditing (UK) (ISAs (UK)) and applicable law. Our responsibilities under those standards are further described in the Auditor's responsibilities for the audit of the Financial Statements section of our report. We believe that the audit evidence we have obtained is sufficient and appropriate to provide a basis for our opinion.

Independence

We are independent of the Company in accordance with the ethical requirements that are relevant to our audit of the Financial Statements in the UK, including the FRC's Ethical Standard as applied to listed public interest entities, and we have fulfilled our other ethical responsibilities in accordance with these requirements.

The non-audit services prohibited by the FRC's Ethical Standard were not provided to the Company and we remain independent of the Company in conducting the audit.

Conclusions relating to going concern

In auditing the Financial Statements, we have concluded that the Directors' use of the going concern basis of accounting in the preparation of the Financial Statements is appropriate. Our evaluation of the Directors' assessment of the Company's ability to continue to adopt the going concern basis of accounting included:

- Confirming our understanding of the Company's going concern assessment process by engaging with the Directors and the Company Secretary to determine if all key factors were considered in their assessment.
- Inspecting the Directors' assessment of going concern, including the revenue forecast, for the period to 31 March 2026 which is at least 12 months from the date the Financial Statements were authorised for issue. In preparing the revenue forecast, the Company has concluded that it is able to continue to meet its ongoing costs as they fall due.
- Reviewing the factors and assumptions, including the impact of the current economic environment, as applied to the revenue forecast and the liquidity assessment of the investments. We considered the appropriateness of the methods used to calculate the revenue forecast and the liquidity assessment and determined, through testing of the methodology and calculations, that the methods, inputs and assumptions utilised were appropriate to be able to make an assessment for the Company.
- In relation to the Company's borrowing arrangements, inspecting the Directors' assessment of the level of gearing. We recalculated the Company's compliance with debt covenants and performed stress testing to assess the likelihood of the Company breaching the financial covenants as a result of a reduction in the value of the Company's portfolio.
- Assessment of the impact of the continuation vote at the AGM to be held in July 2024 on the going concern basis of preparation, by considering the current and historical performance of the Company, reviewing minutes from the Broker's and advisor's discussions with certain shareholders about their current intentions in relation to the continuation vote and assessing the Directors' analysis of the responses the Broker received.
- Reviewing the Company's going concern disclosures included in the Annual Report in order to assess that the disclosures were appropriate and in conformity with the reporting standards.

Based on the work we have performed, we have not identified any material uncertainties relating to events or conditions that, individually or collectively, may cast significant doubt on the Company's ability to continue as a going concern for a period assessed by the Directors, being the period to 31 March 2026 which is at least 12 months from when the Financial Statements were authorised for issue.

In relation to the Company's reporting on how they have applied the UK Corporate Governance Code, we have nothing material to add or draw attention to in relation to the Directors' statement in the Financial Statements about whether the Directors considered it appropriate to adopt the going concern basis of accounting.

Our responsibilities and the responsibilities of the Directors with respect to going concern are described in the relevant sections of this report. However, because not all future events or conditions can be predicted, this statement is not a guarantee as to the Company's ability to continue as a going concern.

Overview of our audit approach

Key audit matters



- Risk of incomplete or inaccurate revenue recognition, including the classification of special dividends as revenue or capital items in the Statement of Comprehensive Income.
- Risk of incorrect valuation or ownership of the investment portfolio.

Materiality



- Overall materiality of £20.35m (2023: £20.18m) which represents 1% (2023: 1%) of shareholders' funds.

An overview of the scope of our audit

Tailoring the scope

Our assessment of audit risk, our evaluation of materiality and our allocation of performance materiality determine our audit scope for the Company. This enables us to form an opinion on the Financial Statements. We take into account size, risk profile, the organisation of the Company and effectiveness of controls, the potential impact of climate change and changes in the business environment when assessing the level of work to be performed. All audit work was performed directly by the audit engagement team.

Climate change

Stakeholders are increasingly interested as to how climate change will impact companies. The Company has determined that the impact of climate change could affect the Company's portfolio. This is explained in the principal and emerging risks section on page 48, which forms part of the 'Other information', rather than the audited Financial Statements. Our procedures on these disclosures therefore consisted solely of considering whether they are materially inconsistent with the Financial Statements or our knowledge obtained in the course of the audit or otherwise appear to be materially misstated.

Our audit effort in considering climate change was focused on the adequacy of the Company's disclosures in the Financial Statements as set out in note 1(a) and conclusion that there was no further impact of climate change to be taken into account as the investments are valued based on market pricing as required by UK adopted International Accounting Standards. In line with UK adopted International Accounting Standards, investments are valued at fair value, which for the Company are quoted bid prices for investments in active markets. Investments which are designated as level 3 are priced using market-based valuation approaches. All investments therefore reflect the market participants' view of climate change on risk on the investments held by the Company. We also challenged the Directors' considerations of climate change in their assessment of viability and associated disclosures.

Key audit matters

Key audit matters are those matters that, in our professional judgment, were of most significance in our audit of the Financial Statements of the current period and include the most significant assessed risks of material misstatement (whether or not due to fraud) that we identified. These matters included those which had the greatest effect on: the overall audit strategy, the allocation of resources in the audit; and directing the efforts of the engagement team. These matters were addressed in the context of our audit of the Financial Statements as a whole, and in our opinion thereon, and we do not provide a separate opinion on these matters.

| Risk | Our response to the risk | Key observations communicated to the Audit and Risk Committee |
|--|---|---|
| <p>Incomplete or inaccurate revenue recognition, including classification of special dividends as revenue or capital items in the Statement of Comprehensive Income (as described on page 70 in the Report of the Audit and Risk Committee and as per the accounting policy set out on page 89).</p> <p>The total income for the year to 31 March 2024 was £78.45m (2023: £88.98m), consisting primarily of dividend income from listed investments.</p> <p>The Company received special dividends amounting to £8.20m (2023: £11.00m) of which £6.56m (2023: £8.43) was classified as capital and £1.64m (2023: £2.57m) was classified as revenue.</p> <p>There is a risk of incomplete or inaccurate revenue recognition through the failure to recognise proper income entitlements or to apply an appropriate accounting treatment.</p> <p>In addition, the Directors may be required to exercise judgement in determining whether income receivable in the form of special dividends should be classified as 'revenue' or 'capital' in the Statement of Comprehensive Income. As such, there is a potential manual and judgemental element in classifying special dividends between revenue and capital.</p> | <p>We have performed the following procedures:</p> <p>We obtained an understanding of the processes and controls surrounding revenue recognition, including the classification of special dividends by performing walkthrough procedures.</p> <p>For 100% of dividends received and accrued, we recalculated the income by multiplying the investment holdings at the ex-dividend date, traced from the accounting records, by the dividend per share, which was agreed to an independent data vendor. We also agreed all exchange rates to an independent data vendor and agreed all dividends received and accrued to bank statements, where paid.</p> <p>For 100% of dividends accrued, we reviewed the investee company announcements to assess whether the dividend entitlements arose prior to 31 March 2024.</p> <p>To test completeness of recorded income, we verified that expected dividends for each investee company held during the year had been recorded as income with reference to investee company announcements obtained from an independent data vendor.</p> <p>For all investments held during the year, we reviewed the type of dividends paid with reference to an external data vendor to identify those which were special and compared those identified to management's special dividend listing.</p> <p>Based on the work performed, we identified four special dividends received during the year, one classified as capital and three classified as revenue. This is consistent with the special dividends recognised by the Company. For the two special dividends above our testing threshold, we assessed the appropriateness of management's classification as revenue or capital by reviewing the underlying rationale for the distributions.</p> | <p>The results of our procedures identified no material misstatement in relation to the risk of incomplete or inaccurate revenue recognition, including incorrect classification of special dividends as revenue or capital items in the Statement of Comprehensive Income.</p> |

| Risk | Our response to the risk | Key observations communicated to the Audit and Risk Committee |
|--|--|---|
| <p>Incorrect valuation or ownership of the investment portfolio (as described on page 70 in the Report of the Audit and Risk Committee and as per the accounting policy set out on pages 90 and 91).</p> <p>The valuation of the portfolio at 31 March 2024 was £1,995.23m (2023: £1,992.78m) consisting of level 1 listed investments, and two nil valued Russian securities designated as level 3 investments (2023: three nil valued Russian securities).</p> <p>The valuation of the assets held by the Company is the key driver of the Company's net asset value and total return. Incorrect investment pricing, or a failure to maintain proper legal title of the investments held by the Company could have a significant impact on net asset value and the return generated for shareholders.</p> <p>The fair value of listed investments is determined using quoted market bid prices at close of business on the last business day of the year.</p> | <p>We performed the following procedures:</p> <p>We obtained an understanding of the Administrator's processes and controls surrounding investment pricing and legal title by performing walkthrough procedures.</p> <p>For each of the level 1 investments, we verified the market prices and exchange rates to an independent pricing vendor and recalculated the investment valuations as at the year-end.</p> <p>For each of the level 3 investments, we assessed the reasonableness and appropriateness of the valuation method used by the Manager with reference to the Company's accounting policies, UK adopted International Accounting Standards and the International Private Equity and Venture Capital Valuation (IPEV) Guidelines and assessed whether the assumptions used to estimate fair value were appropriate.</p> <p>For each of the level 1 investments, we inspected the security price movement reports produced by the Administrator to identify prices that have not changed within five days from year end and verified whether the listed price is a valid fair value through review of trading activity. Our testing identified no prices which had not changed within five days of the year end.</p> <p>We compared the Company's investment holdings at 31 March 2024 to independent confirmations received directly from the Company's Depositary and Custodian.</p> | <p>The results of our procedures identified no material misstatement in relation to the risk of incorrect valuation or ownership of the investment portfolio.</p> |

There have been no changes to the areas of audit focus raised in the above risk table from prior year.

Our application of materiality

We apply the concept of materiality in planning and performing the audit, in evaluating the effect of identified misstatements on the audit and in forming our audit opinion.

Materiality

The magnitude of an omission or misstatement that, individually or in the aggregate, could reasonably be expected to influence the economic decisions of the users of the Financial Statements. Materiality provides a basis for determining the nature and extent of our audit procedures.

We determined materiality for the Company to be £20.35m (2023: £20.18m), which is 1% (2023: 1%) of shareholders' funds. We believe that shareholders' funds provides us with materiality aligned to the key measurement of the Company's performance.

Performance materiality

The application of materiality at the individual account or balance level. It is set at an amount to reduce to an appropriately low level the probability that the aggregate of uncorrected and undetected misstatements exceeds materiality.

On the basis of our risk assessments, together with our assessment of the Company's overall control environment, our judgement was that performance materiality was 75% (2023: 75%) of our planning materiality, namely £15.26m (2023: £15.13m). We have set performance materiality at this percentage due to our past experience of the audit that indicates a lower risk of misstatements, both corrected and uncorrected.

Given the importance of the distinction between revenue and capital for investment trusts we also applied a separate testing threshold for the revenue column of the Statement of Comprehensive Income of £3.21m (2023: £3.62m) being 5% of profit before tax.

Reporting threshold

An amount below which identified misstatements are considered as being clearly trivial.

We agreed with the Audit and Risk Committee that we would report to them all uncorrected audit differences in excess of £1.02m (2023: £1.01m), which is set at 5% of planning materiality, as well as differences below that threshold that, in our view, warranted reporting on qualitative grounds.

We evaluate any uncorrected misstatements against both the quantitative measures of materiality discussed above and in light of other relevant qualitative considerations in forming our opinion.

Other information

The other information comprises the information included in the Annual Report other than the Financial Statements and our auditor's report thereon. The Directors are responsible for the other information contained within the Annual Report.

Our opinion on the Financial Statements does not cover the other information and, except to the extent otherwise explicitly stated in this report, we do not express any form of assurance conclusion thereon.

Our responsibility is to read the other information and, in doing so, consider whether the other information is materially inconsistent with the Financial Statements or our knowledge obtained in the course of the audit or otherwise appears to be materially misstated. If we identify such material inconsistencies or apparent material misstatements, we are required to determine whether this gives rise to a material misstatement in the Financial Statements themselves. If, based on the work we have performed, we conclude that there is a material misstatement of the other information, we are required to report that fact.

We have nothing to report in this regard.

Opinions on other matters prescribed by the Companies Act 2006

In our opinion the part of the Directors' remuneration report to be audited has been properly prepared in accordance with the Companies Act 2006.

In our opinion, based on the work undertaken in the course of the audit:

- the information given in the strategic report and the Directors' report for the financial year for which the Financial Statements are prepared is consistent with the Financial Statements; and
- the strategic report and Directors' report have been prepared in accordance with applicable legal requirements.

Matters on which we are required to report by exception

In the light of the knowledge and understanding of the Company and its environment obtained in the course of the audit, we have not identified material misstatements in the strategic report or Directors' report.

We have nothing to report in respect of the following matters in relation to which the Companies Act 2006 requires us to report to you if, in our opinion:

- adequate accounting records have not been kept, or returns adequate for our audit have not been received from branches not visited by us; or
- the Financial Statements and the part of the Directors' Remuneration Report to be audited are not in agreement with the accounting records and returns; or
- certain disclosures of Directors' remuneration specified by law are not made; or
- we have not received all the information and explanations we require for our audit.

Corporate Governance Statement

We have reviewed the Directors' statement in relation to going concern, longer-term viability and that part of the Corporate Governance Statement relating to the Company's compliance with the provisions of the UK Corporate Governance Code specified for our review by the Listing Rules.

Based on the work undertaken as part of our audit, we have concluded that each of the following elements of the Corporate Governance Statement is materially consistent with the Financial Statements or our knowledge obtained during the audit:

- Directors' statement with regards to the appropriateness of adopting the going concern basis of accounting and any material uncertainties identified set out on page 61;
- Directors' explanation as to its assessment of the Company's prospects, the period this assessment covers and why the period is appropriate set out on page 49;
- Director's statement on whether it has a reasonable expectation that the group will be able to continue in operation and meets its liabilities set out on page 61;
- Directors' statement on fair, balanced and understandable set out on page 73;
- Board's confirmation that it has carried out a robust assessment of the emerging and principal risks set out on pages 47 to 49;
- The section of the Annual Report that describes the review of effectiveness of risk management and internal control systems set out on page 72; and
- The section describing the work of the Audit and Risk Committee set out on pages 67 and 68.

Responsibilities of Directors

As explained more fully in the Directors' responsibilities statement set out on page 73, the Directors are responsible for the preparation of the Financial Statements and for being satisfied that they give a true and fair view, and for such internal control as the Directors determine is necessary to enable the preparation of Financial Statements that are free from material misstatement, whether due to fraud or error.

In preparing the Financial Statements, the Directors are responsible for assessing the Company's ability to continue as a going concern, disclosing, as applicable, matters related to going concern and using the going concern basis of accounting unless the Directors either intend to liquidate the Company or to cease operations, or have no realistic alternative but to do so.

Auditor's responsibilities for the audit of the Financial Statements

Our objectives are to obtain reasonable assurance about whether the Financial Statements as a whole are free from material misstatement, whether due to fraud or error, and to issue an auditor's report that includes our opinion. Reasonable assurance is a high level of assurance, but is not a guarantee that an audit conducted in accordance with ISAs (UK) will always detect a material misstatement when it exists. Misstatements can arise from fraud or error and are considered material if, individually or in the aggregate, they could reasonably be expected to influence the economic decisions of users taken on the basis of these Financial Statements.

Explanation as to what extent the audit was considered capable of detecting irregularities, including fraud

Irregularities, including fraud, are instances of non-compliance with laws and regulations. We design procedures in line with our responsibilities, outlined above, to detect irregularities, including fraud. The risk of not detecting a material misstatement due to fraud is higher than the risk of not detecting one resulting from error, as fraud may involve deliberate concealment by, for example, forgery or intentional misrepresentations, or through collusion. The extent to which our procedures are capable of detecting irregularities, including fraud is detailed below.

However, the primary responsibility for the prevention and detection of fraud rests with both those charged with governance of the Company and management.

- We obtained an understanding of the legal and regulatory frameworks that are applicable to the Company and determined that the most significant are UK Adopted International Accounting Standards, the Companies Act 2006, the Listing Rules, the UK Corporate Governance Code, the Statement of Recommended Practice for the Financial Statements of Investment Trust Companies as issued by the Association of Investment Companies, Section 1158 of the Corporation Tax Act 2010, and The Companies (Miscellaneous Reporting) Regulations 2018.
- We understood how the Company is complying with those frameworks by through discussions with the Audit and Risk Committee and Company Secretary, review of the board and committee minutes and review of papers provided to the Audit and Risk Committee.
- We assessed the susceptibility of the Company's Financial Statements to material misstatement, including how fraud might occur by considering the key risks impacting the Financial Statements. We identified a fraud risk with respect to the incomplete or inaccurate revenue recognition through incorrect classification of special dividends as revenue or capital items in the Statement of Comprehensive Income. Further discussion of our approach is set out in the section on key audit matters above.
- Based on this understanding we designed our audit procedures to identify non-compliance with such laws and regulations. Our procedures involved review of the reporting to the Directors with respect to the application of the documented policies and procedures and review of the Financial Statements to ensure compliance with the reporting requirements of the Company.

A further description of our responsibilities for the audit of the Financial Statements is located on the Financial Reporting Council's website at <https://www.frc.org.uk/auditorsresponsibilities>. This description forms part of our auditor's report.

Other matters we are required to address

- Following the recommendation from the Audit and Risk Committee, we were appointed by the Company on 11 July 2019 to audit the Financial Statements for the year ending 31 March 2020 and subsequent financial periods.

The period of total uninterrupted engagement including previous renewals and reappointments is five years, covering the years ending 31 March 2020 to 31 March 2024.

- The audit opinion is consistent with the additional report to the Audit and Risk Committee.

Use of our report

This report is made solely to the Company's members, as a body, in accordance with Chapter 3 of Part 16 of the Companies Act 2006. Our audit work has been undertaken so that we might state to the Company's members those matters we are required to state to them in an auditor's report and for no other purpose. To the fullest extent permitted by law, we do not accept or assume responsibility to anyone other than the Company and the Company's members as a body, for our audit work, for this report, or for the opinions we have formed.

Ashley Coups
(Senior Statutory Auditor)

for and on behalf of Ernst & Young LLP,
Statutory Auditor
London

7 June 2024



India

Statement of comprehensive income

For the year ended 31 March 2024

| | Note | Year Ended 31 March 2024 | | | Year Ended 31 March 2023 | | |
|---|------|--------------------------|------------------|----------------|--------------------------|------------------|----------------|
| | | Revenue £'000 | Capital £'000 | Total £'000 | Revenue £'000 | Capital £'000 | Total £'000 |
| Net Gains/(Losses) on Investments and Foreign Exchange | | | | | | | |
| Net Gains/(Losses) on Investments at Fair Value | 8 | – | 94,636 | 94,636 | – | (54,645) | (54,645) |
| Net Losses on Foreign Exchange | | – | (817) | (817) | – | (442) | (442) |
| Income | | | | | | | |
| Dividends | 2 | 65,350 | 6,560 | 71,910 | 77,463 | 8,431 | 85,894 |
| Other Income | 2 | 6,536 | – | 6,536 | 3,088 | – | 3,088 |
| | | 71,886 | 100,379 | 172,265 | 80,551 | (46,656) | 33,895 |
| Expenses | | | | | | | |
| AIFM Fee | 3 | (5,130) | (11,970) | (17,100) | (5,232) | (12,209) | (17,441) |
| Other Expenses | 4 | (1,774) | – | (1,774) | (1,979) | – | (1,979) |
| | | (6,904) | (11,970) | (18,874) | (7,211) | (12,209) | (19,420) |
| Profit/(Loss) Before Finance Costs and Taxation | | 64,982 | 88,409 | 153,391 | 73,340 | (58,865) | 14,475 |
| Finance Costs | 5 | (751) | (1,747) | (2,498) | (962) | (2,239) | (3,201) |
| Profit/(Loss) Before Taxation | | 64,231 | 86,662 | 150,893 | 72,378 | (61,104) | 11,274 |
| Tax Expense | 6 | (5,366) | (5,201) | (10,567) | (5,520) | (3,232) | (8,752) |
| Profit/(Loss) for the Year | | 58,865 | 81,461 | 140,326 | 66,858 | (64,336) | 2,522 |
| Profit/(Loss) Attributable to Equity Holders of the Company | | 58,865 | 81,461 | 140,326 | 66,858 | (64,336) | 2,522 |
| Earnings per Share | 7 | 5.18p | 7.17p | 12.35p | 5.72p | (5.50)p | 0.22p |

- Under the Company's Articles of Association, the capital element of return is not distributable.
- The total column of this statement represents the profit and loss account of the Company.
- The accompanying notes on pages 88 to 105 are an integral part of the Financial Statements.

Statement of financial position

As at 31 March 2024

| | Note | As at 31 March 2024 £'000 | As at 31 March 2023 £'000 |
|---|------|------------------------------|------------------------------|
| Non-Current Assets | | | |
| Investments at Fair Value Through Profit or Loss | 8 | 1,995,232 | 1,992,775 |
| Current Assets | | | |
| Trade and Other Receivables | 9 | 10,759 | 7,886 |
| Cash and Cash Equivalents | | 145,736 | 132,988 |
| Total Current Assets | | 156,495 | 140,874 |
| Current Liabilities | | | |
| Bank Loan | | (100,000) | – |
| Other Payables | | (6,401) | (6,402) |
| Total Current Liabilities | 10 | (106,401) | (6,402) |
| Net Current Assets | | 50,094 | 134,472 |
| Non-Current Liabilities | | | |
| Capital Gains Tax Provision | 6 | (10,463) | (9,744) |
| Other Payables Falling Due After More than One Year | | – | (100,000) |
| Total Assets Less Liabilities | | 2,034,863 | 2,017,503 |
| Share Capital and Reserves | | | |
| Equity Share Capital | 11 | 60,932 | 63,148 |
| Capital Redemption Reserve | 1(j) | 21,737 | 19,521 |
| Capital Reserve | 1(j) | 1,388,186 | 1,372,654 |
| Special Distributable Reserve | 1(j) | 433,546 | 433,546 |
| Revenue Reserve | 1(j) | 130,462 | 128,634 |
| Equity Shareholders' Funds | | 2,034,863 | 2,017,503 |
| Net Asset Value Pence per Share ^(a) | | 182.5 | 174.1 |

The Financial Statements of Templeton Emerging Markets Investment Trust plc (company registration number SC118022) on pages 83 to 105 were approved for issue by the Board and signed on 7 June 2024.

Angus Macpherson
Chairman

Simon Jeffreys
Director

(a) Based on shares in issue excluding shares held in treasury.

Statement of changes in equity

For the year ended 31 March 2024

| | Note | Equity Share Capital £'000 | Capital Redemption Reserve £'000 | Capital Reserve £'000 | Special Distributable Revenue £'000 | Revenue Reserve £'000 | Total £'000 |
|---|------|----------------------------------|---|-----------------------------|--|-----------------------------|------------------|
| Balance at 31 March 2022 | | 64,136 | 18,533 | 1,466,197 | 433,546 | 117,978 | 2,100,390 |
| (Loss)/Profit for the Year | | – | – | (64,336) | – | 66,858 | 2,522 |
| Equity Dividends | 12 | – | – | – | – | (56,202) | (56,202) |
| Purchase and Cancellation of Own Shares | 11 | (988) | 988 | (29,207) | – | – | (29,207) |
| Balance at 31 March 2023 | | 63,148 | 19,521 | 1,372,654 | 433,546 | 128,634 | 2,017,503 |
| Profit for the Year | | – | – | 81,461 | – | 58,865 | 140,326 |
| Equity Dividends | 12 | – | – | – | – | (57,037) | (57,037) |
| Purchase and Cancellation of Own Shares | 11 | (2,216) | 2,216 | (65,929) | – | – | (65,929) |
| Balance at 31 March 2024 | | 60,932 | 21,737 | 1,388,186 | 433,546 | 130,462 | 2,034,863 |

The accompanying notes on pages 88 to 105 are an integral part of the Financial Statements.

Statement of cash flows

For the year ended 31 March 2024

| | Note | For the Year to 31 March 2024 £'000 | For the Year to 31 March 2023 £'000 |
|---|------|--|--|
| Cash Flows From Operating Activities | | | |
| Profit Before Taxation | | 150,893 | 11,274 |
| Adjustments to Reconcile Profit Before Taxation to Cash Used in Operations: | | | |
| Bank and Deposit Interest Income Recognised | | (6,518) | (3,082) |
| Dividend Income Recognised | | (71,910) | (85,894) |
| Finance Costs | | 2,498 | 3,201 |
| Net (Gains)/Losses on Investments at Fair Value | 8 | (94,636) | 54,645 |
| Net Losses on Foreign Exchange | | 817 | 442 |
| (Increase)/Decrease in Debtors | | (23) | 12 |
| Decrease in Creditors | | (29) | (310) |
| Cash Used in Operations | | (18,908) | (19,712) |
| Bank and Deposit Interest Received | | 6,434 | 3,082 |
| Dividends Received | | 71,024 | 86,727 |
| Bank Overdraft Interest Paid | | (2) | (2) |
| Tax Paid | | (9,945) | (5,971) |
| Net Realised (Losses)/Gains on Foreign Currency Cash and Cash Equivalents | | (435) | 179 |
| Net Cash Inflow From Operating Activities | | 48,168 | 64,303 |
| Cash Flows From Investing Activities | | | |
| Purchases of Non-Current Financial Assets | | (463,750) | (465,539) |
| Sales of Non-Current Financial Assets | | 553,641 | 548,504 |
| Net Cash Inflow From Investing Activities | | 89,891 | 82,965 |
| Cash Flows From Financing Activities | | | |
| Equity Dividends Paid | 12 | (57,037) | (56,202) |
| Purchase and Cancellation of Own Shares | | (65,784) | (30,453) |
| Repayment of Revolving Credit Facility | | – | (50,000) |
| Interest and Fees Paid on Bank Loans | | (2,490) | (3,457) |
| Net Cash Outflow From Financing Activities | | (125,311) | (140,112) |
| Net Increase in Cash | | 12,748 | 7,156 |
| Cash at the Start of the Year | | 132,988 | 125,855 |
| Net Unrealised Losses on Foreign Currency Cash and Cash Equivalents | | 0 | (23) |
| Cash at the End of the Year | | 145,736 | 132,988 |

The accompanying notes on pages 88 to 105 are an integral part of the Financial Statements.

Reconciliation of Liabilities Arising From Bank Loans

| | Liabilities as at 31 March 2023 £'000 | Cash Flows £'000 | Profit & Loss £'000 | Liabilities as at 31 March 2024 £'000 |
|--|---|---------------------|------------------------|---|
| Revolving Credit Facility | – | – | – | – |
| – Fees Payable | – | (401) | 401 | – |
| Fixed Term Loan | 100,000 | – | – | 100,000 |
| – Interest and Fees Payable | 343 | (2,089) | 2,095 | 349 |
| Total Liabilities From Bank Loans | 100,343 | (2,490) | 2,496 | 100,349 |

| | Liabilities as at 31 March 2022 £'000 | Cash Flows £'000 | Profit & Loss £'000 | Liabilities as at 31 March 2023 £'000 |
|--|---|---------------------|------------------------|---|
| Revolving Credit Facility | 50,000 | (50,000) | – | – |
| – Interest and Fees Payable | 249 | (1,351) | 1,102 | – |
| Fixed Term Loan | 100,000 | – | – | 100,000 |
| – Interest and Fees Payable | 352 | (2,106) | 2,097 | 343 |
| Total Liabilities From Bank Loans | 150,601 | (53,457) | 3,199 | 100,343 |

Notes to the financial statements

As at 31 March 2024

1 | Accounting Policies

(a) Basis of preparation

The Financial Statements of the Company have been prepared in accordance with UK adopted International Accounting Standards. The Financial Statements have also been prepared in accordance with the Statement of Recommended Practice ('SORP') for investment trusts issued by the Association of Investment Companies ('AIC') and updated in July 2022 insofar as the SORP is compatible with International Accounting Standards.

The Financial Statements have been prepared on the historical cost basis, except for the measurement at fair value of certain financial instruments. All financial assets and financial liabilities are recognised (or derecognised) on the date of the transaction using 'trade date accounting'. The principal accounting policies adopted are set out below.

Adoption of new and revised Accounting Standards

At the date of authorisation of these Financial Statements, the following standards were assessed to be relevant and are effective for annual periods beginning on or after 1 January 2023:

- IAS 1 Amendments: Disclosure of Accounting Policies. This amendment is to help preparers decide which accounting policies to disclose in their Financial Statements.
- IAS 8 Amendments: Definition of Accounting Estimates. This amendment is designed to clarify the distinction between changes in accounting estimates and changes in accounting policies and the correction of errors.

The amendments listed above did not have any impact on the amounts recognised in the current reporting period.

At the date of authorisation of these Financial Statements, the following standards and interpretations which have not been applied in these Financial Statements were in issue but not yet applicable:

Accounting Standards

IAS 1 Amendments: Non-current Liabilities with Covenants

Effective Date for Annual Periods Beginning On or After

1 January 2024

The Directors expect that the amendments listed above will have either no impact or that any impact will not be material to the Financial Statements of the Company in the next reporting periods.

Going concern

The Directors have a reasonable expectation that, assuming that there will be a successful continuation vote at the AGM in July 2024, the Company has sufficient resources to continue in operational existence for the period to 31 March 2026, which is at least 12 months from the date of the approval of these Financial Statements. The Directors reviewed income forecasts covering the next two financial years, including interest and fees arising from the debt facility. The Directors considered the principal and emerging risks and uncertainties disclosed on pages 47 to 49.

At 31 March 2024, the Company had net current assets of £50,094,000 (31 March 2023: net current assets of £134,472,000). In addition, the Company holds a portfolio of largely liquid assets that, if required, can be sold to maintain adequate cash balances to meet its expected cash flows, including current liabilities relating to the £100 million fixed term loan which matures 31 January 2025. The Directors also reviewed scenarios of a significant drop in value of the assets and noted that in those scenarios they would still be significantly higher than the Company's liabilities. They have also confirmed the resiliency of the Company's key service providers and are satisfied that their contingency plans and working arrangements are sustainable.

The Board has established a framework of prudent and effective controls performed periodically by the Audit and Risk Committee, which enable risks to be assessed and managed. Therefore, the going concern basis has been adopted in preparing the Company's Financial Statements. The Going Concern statement is set out on page 61.

Functional currency

As the Company is a UK investment trust, whose share capital is issued in the UK and denominated in sterling, the Directors consider that the functional currency of the Company is sterling.

Estimates, assumptions and judgements

There have been no significant estimates, assumptions or judgements for the year.

In preparing these Financial Statements, the Directors have considered the impact of climate change as a principal risk as set out on page 48 and have concluded that there was no further impact of climate change to be considered as the investments are valued based on

market pricing. In line with UK adopted International Accounting Standards the investments are valued at fair value, which for the Company are the bid prices quoted on the relevant stock exchange at the date of the Statement of Financial Position and therefore reflect market participants' views of climate change risk on the investments held.

(b) Presentation of statement of comprehensive income

To reflect better the activities of an investment trust company and in accordance with guidance issued by the AIC, supplementary information which analyses the Statement of Comprehensive Income between items of a revenue and capital nature has been presented within the Statement of Comprehensive Income. In accordance with the Company's Articles of Association, net capital profits may not be distributed by way of dividend. Additionally, the net revenue is the measure that the Directors believe appropriate in assessing the Company's compliance with certain requirements set out in Section 1158 of the Corporation Tax Act 2010.

(c) Income

Dividends receivable on equity shares are treated as revenue for the year on an ex-dividend basis. Where no ex-dividend date is available, dividends are recognised on their due date. Provision is made for any dividends not expected to be received.

Where the Company has elected to receive its dividends in the form of additional shares rather than in cash, the amount of the cash dividend is recognised in the revenue column of the Statement of Comprehensive Income. Any excess in the value of the shares received over the amount of the cash dividend forgone is recognised in the capital column of the Statement of Comprehensive Income.

Special dividends receivable are treated as repayment of capital or as revenue depending on the facts of each particular case. Interest on bank deposits is recognised on an accrual basis.

Stock lending income is shown gross of associated costs and recognised in revenue as earned.

(d) Expenses

All expenses are accounted for on an accrual basis and are charged through the revenue and capital sections of the Statement of Comprehensive Income according to the Directors' expectation of future returns except as follows:

- Expenses relating to the purchase or disposal of an investment are treated as capital. Details of transaction costs on purchases and sales of investments are disclosed in Note 8; and
- Expenses are treated as capital where a connection with the maintenance or enhancement of the value of the investments can be demonstrated. 70% of the annual AIFM fee has been allocated to the capital account.

(e) Finance costs

Finance costs relating to bank loans are accounted for on an accrual basis using the effective interest method in the Statement of Comprehensive Income according to the Directors' expectations of future returns. Finance costs relate to interest and fees on bank loans and overdrafts. 70% of the finance costs, except for interest and fees on overdrafts, have been allocated to the capital account.

(f) Taxation

The tax expense represents the sum of current and deferred tax. Tax receivables will be recognised when it is probable that the benefit will flow to the entity and the benefit can be reliably measured. In line with the recommendations of the SORP, the allocation method used to calculate tax relief on expenses presented against capital returns in the supplementary information in the Statement of Comprehensive Income is the 'marginal basis'. Under this basis, if taxable income is capable of being offset entirely by expenses presented in the revenue return column of the Statement of Comprehensive Income, then no tax relief is transferred to the capital return column.

Deferred taxation is recognised in respect of all taxable temporary differences that have originated but not reversed at the year-end date, where transactions or events that result in an obligation to pay more tax in the future or rights to pay less tax in the future have occurred at the year-end date.

This is subject to deferred tax assets only being recognised to the extent that it is probable that taxable profit will be available against which the deductible temporary difference can be utilised. Deferred tax assets and liabilities are measured at the rates applicable to the legal jurisdictions in which they arise.

Due to the Company's status as an investment trust company, and its intention to continue to meet the eligibility conditions of Section 1158 of the Corporation Tax Act 2010 and the ongoing requirements of The Investment Trust (Approved Company) (Tax) Regulations 2011, the Company has not provided deferred tax in respect of UK corporation tax on any capital gains and losses arising on the revaluation or disposal of investments. Where appropriate, the Company provides for deferred tax in respect of overseas taxes on any capital gains arising on the revaluation of investments.

The carrying amount of deferred tax assets is reviewed at each year-end date and reduced to the extent that it is no longer probable that sufficient taxable profits will be available to allow all or part of the asset to be recovered.

(g) Investments held at fair value through profit or loss

The Company classifies its equity investments based on their contractual cash flow characteristics and the Company's business model for managing the assets. The Company's business is investing in financial assets with a view to profiting from their total return in the form of revenue and capital growth. This portfolio of financial assets is managed, and its performance evaluated on a fair value basis, in accordance with a documented investment strategy, and information about the portfolio is provided internally on that basis to the Company's Directors and other key management personnel. Equity investments do not meet the contractual cash flows test so are measured at fair value. Accordingly, upon initial recognition, all the Company's non-current asset investments are held at 'fair value through profit or loss'. They are included initially at fair value, which is taken to be their cost excluding expenses incidental to the acquisition.

Subsequently, the investments are valued at 'fair value', which is measured as follows:

The fair value of financial instruments at the year-end date is, ordinarily, based on the latest quoted bid price at, or before, the US market close (without deduction for any of the estimated future selling costs), if the instrument is held in active markets. This represents a Level 1 classification under IFRS 13. For all financial instruments not traded in an active market or where market price is not deemed representative of fair value, valuation techniques are employed to determine fair value. Valuation techniques include the market approach (i.e. using recent arm's length market transactions adjusted as necessary and reference to the market value of another instrument that is substantially the same) and the income approach (i.e., discounted cash flow analysis making use of available and supportable market data as possible).

Gains and losses arising from changes in fair value are included in the net profit or loss for the period as a capital item in the Statement of Comprehensive Income.

(h) Foreign currencies

Transactions involving foreign currencies are translated to sterling (the Company's functional currency) at the spot exchange rates ruling on the date of the transactions. Assets and liabilities in foreign currencies are translated at the rates of exchange at the year-end date. Foreign currency gains and losses are included in the Statement of Comprehensive Income and allocated as capital or income depending on the nature of the transaction giving rise to the gain or loss.

(i) Financial instruments

Cash comprises cash in hand and demand deposits. Cash equivalents are short-term, highly liquid investments that are readily convertible to known amounts of cash that are subject to an insignificant risk of changes in value.

Bank loans are classified as financial liabilities at amortised cost. They are initially measured as the proceeds net of direct issue costs and subsequently measured at amortised cost. Interest payable on the bank loan is accounted for on an accrual basis in the Statement of Comprehensive Income. The amortisation of direct issue costs is accounted for on an accrual basis in the Statement of Comprehensive Income using the effective interest method.

(j) Share capital and reserves

Equity Share Capital – represents the nominal value of the issued share capital. This reserve is undistributable.

Capital Redemption Reserve – represents the nominal value of shares repurchased and cancelled. This reserve is undistributable.

Capital Reserve – gains and losses on realisation of investments; changes in fair value of investments which are readily convertible to cash, without accepting adverse terms; realised exchange differences of a capital nature; changes in the fair value of investments that are not readily convertible to cash, without accepting adverse terms; and the amounts by which other assets and liabilities valued at fair value differ from their book value are within this reserve.

Additionally, 70% of the annual AIFM fee and finance costs are charged to this reserve in accordance with accounting policies 1(d) and 1(e).

Purchases of the Company's own shares are funded from the realised component of the Capital Reserve. The Company's Articles of Association preclude it from making any distribution of capital profits by way of dividend.

If treasury shares are subsequently cancelled, the nominal value is transferred out of Equity Share Capital and into the Capital Redemption Reserve.

Special Distributable Reserve – reserve created upon the balance transfer of the Share Premium Account and Capital Redemption Reserve in December 2008. This reserve is fully distributable.

Revenue Reserve – represents net income earned that has not been distributed to shareholders. This reserve is fully distributable.

Income recognised in the Statement of Comprehensive Income is allocated to applicable reserves in the Statement of Changes in Equity.

2 | Income

| | 2024 | | | 2023 | | |
|--------------------------------|------------------|------------------|----------------|------------------|------------------|----------------|
| | Revenue £'000 | Capital £'000 | Total £'000 | Revenue £'000 | Capital £'000 | Total £'000 |
| Dividends^(a) | | | | | | |
| International Dividends | 64,489 | 6,560 | 71,049 | 76,287 | 8,431 | 84,718 |
| UK Dividends | 861 | – | 861 | 1,176 | – | 1,176 |
| | 65,350 | 6,560 | 71,910 | 77,463 | 8,431 | 85,894 |
| Other Income | | | | | | |
| Bank and Deposit Interest | 6,518 | – | 6,518 | 3,082 | – | 3,082 |
| Stock Lending Income | 18 | – | 18 | 6 | – | 6 |
| | 6,536 | – | 6,536 | 3,088 | – | 3,088 |
| Total | 71,886 | 6,560 | 78,446 | 80,551 | 8,431 | 88,982 |

3 | AIFM Fee

| | 2024 | | | 2023 | | |
|-----------------|------------------|------------------|----------------|------------------|------------------|----------------|
| | Revenue £'000 | Capital £'000 | Total £'000 | Revenue £'000 | Capital £'000 | Total £'000 |
| AIFM Fee | 5,130 | 11,970 | 17,100 | 5,232 | 12,209 | 17,441 |

The AIFM fee is paid monthly and based on the month end total net assets of the Company. From 1 July 2022, the AIFM fee was reduced to 1% of the first £1 billion of net assets, 0.75% of net assets between £1 billion and £2 billion, and 0.50% of net assets over £2 billion. The previous fee structure was 1% of net assets up to £1 billion and 0.80% of net assets above £1 billion.

70% of the annual AIFM fee has been allocated to the capital account.

(a) The Company received special dividends amounting to £8.2 million (2023: £11.0 million) of which £6.6 million (2023: £8.4 million) was classified as capital and £1.6 million (2023: £2.6 million) was classified as revenue.

4 | Other Expenses

| | 2024 £'000 | 2023 £'000 |
|---|---------------|---------------|
| Custody Fees | 432 | 526 |
| Marketing Fees | 344 | 321 |
| Directors' Remuneration | 333 | 303 |
| Membership Fees | 171 | 180 |
| Depository Fees | 166 | 148 |
| Registrar Fees | 117 | 86 |
| Auditor's Remuneration | | |
| - Audit of the Annual Financial Statements | 55 | 52 |
| - Review of the Half Yearly Report | 10 | 10 |
| Broker Fees | 40 | 36 |
| Printing and Postage Fees | 17 | 13 |
| (Tax Advisory Fees Net of Refund)/Tax Advisory Fees | (98) | 187 |
| Other Expenses | 187 | 117 |
| Total | 1,774 | 1,979 |

5 | Finance Costs

| | 2024 | | | 2023 | | |
|---------------------------|------------------|------------------|----------------|------------------|------------------|----------------|
| | Revenue £'000 | Capital £'000 | Total £'000 | Revenue £'000 | Capital £'000 | Total £'000 |
| Fixed Term Loan | 629 | 1,466 | 2,095 | 629 | 1,468 | 2,097 |
| Revolving Credit Facility | 120 | 281 | 401 | 331 | 771 | 1,102 |
| Bank Overdraft Interest | 2 | – | 2 | 2 | – | 2 |
| Total | 751 | 1,747 | 2,498 | 962 | 2,239 | 3,201 |

6 | Tax on Ordinary Activities

| | 2024 | | | 2023 | | |
|--|------------------|------------------|----------------|------------------|------------------|----------------|
| | Revenue £'000 | Capital £'000 | Total £'000 | Revenue £'000 | Capital £'000 | Total £'000 |
| Irrecoverable Overseas Withholding Tax | 5,366 | – | 5,366 | 5,520 | – | 5,520 |
| Capital Gains Tax Paid | – | 4,482 | 4,482 | – | 2,693 | 2,693 |
| Total Current Tax | 5,366 | 4,482 | 9,848 | 5,520 | 2,693 | 8,213 |
| Capital Gains Tax Provision | – | 719 | 719 | – | 539 | 539 |
| Total | 5,366 | 5,201 | 10,567 | 5,520 | 3,232 | 8,752 |

| | 2024 £'000 | 2023 £'000 |
|---|---------------|---------------|
| Profit Before Taxation | 150,893 | 11,274 |
| Theoretical Tax at UK Corporation Tax Rate of 25% (2023: 19%) | 37,723 | 2,142 |
| Effects of: | | |
| - Capital Element of (Profit)/Loss | (25,095) | 8,865 |
| - Irrecoverable Overseas Withholding Tax | 5,366 | 5,520 |
| - Excess Management Expenses | 2,224 | 2,539 |
| - Overseas Capital Gains Tax Paid | 4,482 | 2,693 |
| - Dividends Not Subject to Corporation Tax | (14,421) | (13,152) |
| - Movement in Overseas Capital Gains Tax Liability | 719 | 539 |
| - UK Dividends | (215) | (224) |
| - Overseas Tax Expensed | (216) | (170) |
| Actual Tax Charge | 10,567 | 8,752 |

As at 31 March 2024 the Company had unutilised management expenses and non-trade deficits of £304.4 million carried forward (2023: £295.5 million). These balances have been generated because a large part of the Company's income is derived from dividends which are not taxed. Based on current UK tax law, the Company is not expected to generate taxable income in a future period in excess of deductible expenses for that period and, accordingly, is unlikely to be able to reduce future tax liabilities by offsetting these excess management expenses. These excess management expenses are therefore not recognised as a deferred tax asset of £76.1 million (2023: £73.9 million) based on a prospective corporation tax rate of 25% (2023: 25%). The UK corporation tax rate is currently 25% with effect from 1 April 2023.

Movement in Provision for Capital Gains Tax^(a)

| | 2024 £'000 | 2023 £'000 |
|--------------------------------|---------------|---------------|
| Balance Brought Forward | 9,744 | 9,205 |
| Charge For the Year | 5,201 | 3,232 |
| Capital Gains Tax Paid | (4,482) | (2,693) |
| Balance Carried Forward | 10,463 | 9,744 |

(a) A provision for deferred capital gains tax has been recognised in relation to unrealised gains for holdings in India.

7 | Earnings per Share

| | 2024 | | | 2023 | | |
|---------------------------|------------------|------------------|----------------|------------------|------------------|----------------|
| | Revenue £'000 | Capital £'000 | Total £'000 | Revenue £'000 | Capital £'000 | Total £'000 |
| Earnings | 58,865 | 81,461 | 140,326 | 66,858 | (64,336) | 2,522 |
| | 2024 | | | 2023 | | |
| | Revenue pence | Capital pence | Total pence | Revenue pence | Capital pence | Total pence |
| Earnings per Share | 5.18 | 7.17 | 12.35 | 5.72 | (5.50) | 0.22 |

The earnings per share is based on the profit attributable to equity holders and on the weighted average number of shares in issue, excluding shares held in treasury, during the year of 1,136,517,365 (year to 31 March 2023: 1,169,095,903).

8 | Financial Assets - Investments

| | 2024 £'000 | 2023 £'000 |
|---|------------------|------------------|
| Opening Investments | | |
| Book Cost | 1,705,635 | 1,732,693 |
| Net Unrealised Gains | 287,140 | 391,837 |
| Opening Fair Value | 1,992,775 | 2,124,530 |
| Movements In the Year | | |
| Additions at Cost | 463,628 | 466,037 |
| Disposals Proceeds | (555,807) | (543,147) |
| Net Gains/(Losses) on Investments at Fair Value | 94,636 | (54,645) |
| | 1,995,232 | 1,992,775 |
| Closing Investments | | |
| Book Cost | 1,740,112 | 1,705,635 |
| Net Unrealised Gains | 255,120 | 287,140 |
| Closing Investments | 1,995,232 | 1,992,775 |

All investments have been recognised at fair value with gains and losses recorded through the Statement of Comprehensive Income. Transaction costs for the year on purchases were £546,000 (2023: £638,000) and transaction costs for the year on sales were £1,210,000 (2023: £1,068,000). The aggregate transaction costs for the year were £1,756,000 (2023: £1,706,000).

| | 2024 £'000 | 2023 £'000 |
|--|---------------|-----------------|
| Net Gains/(Losses) on Investments at Fair Value Comprise: | | |
| Net Realised Gains on Sale of Investments at Fair Value | 126,656 | 50,052 |
| Net Movement in Unrealised Losses | (32,020) | (104,697) |
| Net Gains/(Losses) on Investments at Fair Value | 94,636 | (54,645) |

9 | Trade and Other Receivables

| | 2024 £'000 | 2023 £'000 |
|---------------------------|---------------|---------------|
| Dividends Receivable | 8,277 | 7,391 |
| Sales Awaiting Settlement | 1,783 | – |
| Overseas Tax Recoverable | 516 | 419 |
| Other Debtors | 183 | 76 |
| Total | 10,759 | 7,886 |

10 | Current Payables

| | 2024 £'000 | 2023 £'000 |
|---|----------------|---------------|
| Bank Loan | 100,000 | – |
| Purchase of Investments for Future Settlement | 3,667 | 3,790 |
| AIFM Fee | 1,369 | 1,396 |
| Accrued Expenses | 554 | 556 |
| Amounts Owed for Share Buybacks | 462 | 317 |
| Interest and Fees on Fixed Term Loan | 349 | 343 |
| Total | 106,401 | 6,402 |

Fixed term loan

On 31 January 2020, the Company entered into a term loan (the 'term loan') for a period of five years with Scotiabank Europe plc for £100 million. With effect from 28 September 2022, the term loan was transferred by novation from Scotiabank Europe plc to The Bank of Nova Scotia, London Branch. All other contractual terms and conditions remain the same.

The term loan bears interest at the fixed rate of 2.089%. Under the conditions of the term loan, the net assets shall not be less than £1,015 million and the adjusted net asset coverage to all borrowings shall not be less than 3.5:1.

The facility is shown at amortised cost. Interest costs are charged to capital (70%) and revenue (30%) in accordance with the Company's accounting policies.

Revolving credit facility

On 31 January 2020, the Company entered into a £120 million multi-currency unsecured revolving credit facility (the 'facility') for an initial period of three years with The Bank of Nova Scotia, London Branch, subsequently this was extended for one year to 30 January 2024. The undrawn commitment was not renewed and expired on 30 January 2024.

From 31 January 2023, the commitment fee on unutilised commitments was a flat fee of 0.40% per annum. The previous fee structure was 0.40% per annum charged on undrawn balances in excess of £60 million and 0.35% per annum on any undrawn portion below £60 million.

Under the facility balances could be drawn down in GBP, USD or CNH. From 31 January 2023, the interest margin was 1.20% as follows: USD drawdowns bore interest at 1.20% per annum over the daily secured overnight financing rate ('SOFR') administered by the Federal Reserve Bank of New York, while any GBP drawdowns bore interest at 1.20% per annum over the daily sterling overnight index average ('SONIA') published by the Bank of England. The rate for any CNH drawdowns was 1.20% per annum over the Hong Kong Interbank Offered Rate. The previous fee structure was 1.125% per annum over the daily SOFR for USD drawdowns, 1.125% per annum over the daily SONIA for GBP drawdowns and 1.125% per annum over the Hong Kong Interbank Offered Rate for CNH drawdowns. GBP drawdowns were also charged a credit adjustment spread, which was removed following the amendment of the agreement on 31 January 2023.

Under the terms of the facility, the net assets would not be less than £1,015 million and the adjusted net asset coverage to all borrowings would not be less than 3.5:1.

There were no drawdowns on the revolving credit facility during the year (2023: £50 million was repaid). Any facility drawdown was shown at amortised cost and revalued for exchange rate movements. Any gain or loss arising from changes in exchange rates was included in the capital reserves and shown in the capital column of the Statement of Comprehensive Income. Interest costs were charged to capital (70%) and revenue (30%) in accordance with the Company's accounting policies.

11 | Equity Share Capital

| | 2024 | | 2023 | |
|---|---------------|----------------------|---------------|----------------------|
| | £'000 | Number | £'000 | Number |
| Ordinary Shares In Issue | | | | |
| Opening Ordinary Shares of 5 Pence | 57,957 | 1,159,138,372 | 58,945 | 1,178,896,985 |
| Purchase and Cancellation of Own Shares | (2,216) | (44,319,755) | (988) | (19,758,613) |
| Closing Ordinary Shares of 5 Pence | 55,741 | 1,114,818,617 | 57,957 | 1,159,138,372 |
| | | | | |
| | 2024 | | 2023 | |
| | £'000 | Number | £'000 | Number |
| Ordinary Shares Held In Treasury | | | | |
| Opening Ordinary Shares of 5 Pence | 5,191 | 103,825,895 | 5,191 | 103,825,895 |
| Closing Ordinary Shares of 5 Pence | 5,191 | 103,825,895 | 5,191 | 103,825,895 |
| Total Ordinary Shares In Issue and Held In Treasury at the End of the Year | 60,932 | 1,218,644,512 | 63,148 | 1,262,964,267 |

The Company's shares (except those held in treasury) have unrestricted voting rights at all general meetings, are entitled to all of the profits available for distribution by way of dividend and are entitled to repayment of all of the Company's capital on winding up.

During the year, 44,319,755 shares were bought back for cancellation at a cost of £65,929,000 (2023: 19,758,613 shares were bought back for cancellation at a cost of £29,207,000). All shares bought back in the year were cancelled, with none being placed in treasury (2023: no shares were placed into treasury).

12 | Dividends

| | 2024 | | 2023 | |
|---|--------------|---------------|--------------|---------------|
| | Rate (pence) | £'000 | Rate (pence) | £'000 |
| Declared and Paid in the Financial Year | | | | |
| Dividend on Shares: | | | | |
| Final Dividends for the Years Ended 31 March 2023 and 31 March 2022 | 3.00 | 34,562 | 2.80 | 32,941 |
| Interim Dividends for the Six-Month Periods Ended 30 September 2023 and 30 September 2022 | 2.00 | 22,475 | 2.00 | 23,261 |
| Total | 5.00 | 57,037 | 4.80 | 56,202 |
| Proposed for Approval at the Company's AGM | | | | |
| Dividend on Shares: | | | | |
| Final Dividend for the Year Ended 31 March 2024 | 3.00 | 33,138 | | |

Dividends are recognised when the shareholders' right to receive the payment is established. In the case of the final dividend, this means that it is not recognised until approval is received from shareholders at the AGM. The proposed final dividend of 3.00 pence per share will be funded from the revenue reserve and the payment of this dividend will not threaten the going concern or viability of the Company.

13 | Related Party Transactions

There were no transactions with related parties, other than the fees paid to the Directors and the AIFM during the financial years ended 31 March 2024 and 31 March 2023 respectively, which have a material effect on the results or the financial position of the Company. Details of fees paid to the Directors are included on page 64 and details of the fee paid to the AIFM are included on page 92.

14 | Risk Management

In pursuing the Company's objective, as set out on page 39 of this Annual Report, the Company holds a number of financial instruments which are exposed to a variety of risks that could result in either a reduction in the Company's net assets or a reduction in the profits available for dividends.

The main risks arising from the Company's financial instruments are investment and concentration risk, market risk (which comprises market price risk, foreign currency risk and interest rate risk), liquidity risk and counterparty and credit risk.

The objectives, policies and processes for managing these risks, and the methods used to measure the risks, are set out below. These policies have remained unchanged since the beginning of the year to which these Financial Statements relate.

Investment and concentration risk

The Company may invest a greater portion of its assets than the benchmark in the securities of one issuer, securities of a particular country, or securities within one sector. As a result, there is the potential for an increased concentration of exposure to economic, business, political or other changes affecting similar issues or securities, which may result in greater fluctuation in the value of the portfolio. Investment risk and a certain degree of concentration risk is a known and necessary effect of the stated investment approach in line with the investment policy. The Directors regularly review the portfolio composition and asset allocation and discuss related developments with the Investment Managers. Security, country, and sector concentrations are monitored by the Manager's risk and compliance teams on a regular basis and any concerns are highlighted to the Investment Managers for remedial action and brought to the attention of the Directors.

Market price risk

Market risk arises mainly from uncertainties about future prices of financial instruments held. It represents the potential loss that the Company might suffer through holding market positions in the face of price movements.

The Directors meet quarterly to consider the asset allocation of the portfolio and to discuss the risks associated with particular securities, countries or sectors. The Investment Managers select securities in the portfolio in accordance with the investment policy, and the overall asset allocation parameters described above, and seek to ensure that individual stocks also meet the intended risk/reward profile.

The Company does not use derivative instruments to hedge the investment portfolio against market price risk.

100% (2023: 100%) of the Company's investment portfolio is listed on stock exchanges. If share prices as at 31 March 2024 had decreased by 30% (2023: 30% decrease) with all other variables remaining constant, the Statement of Comprehensive Income capital return and the net assets attributable to equity shareholders would have decreased by £598,570,000 (2023: £597,833,000). A 30% increase (2023: 30% increase) in share prices would have resulted in a proportionate equal and opposite effect on the above amounts, on the basis that all other variables remain constant.

Foreign currency risk

Currency translation movements can significantly affect the income and capital value of the Company's investments, as the majority of the Company's assets and income are denominated in currencies other than sterling, which is the Company's functional currency.

The Investment Managers have identified three principal areas where foreign currency risk could affect the Company:

- Movements in rates affect the value of investments;
- Movements in rates affect short-term timing differences; and
- Movements in rates affect the income received.

The Company does not hedge the sterling value of investments that are priced in other currencies. The Company may be subject to short-term exposure to exchange rate movements, for instance where there is a difference between the date on which an investment purchase or sale is entered into and the date on which it is settled.

The Company receives income in currencies other than sterling and the sterling values of this income can be affected by movements in exchange rates. The Company converts all receipts of income into sterling on or near the date of receipt. However, it does not hedge or otherwise seek to avoid rate movement risk on income accrued but not received.

The fair value of the Company's items denominated in a foreign currency as at 31 March are shown below:

2024

| Currency | Trade and Other Receivables £'000 | Cash at Bank £'000 | Trade, Bank Loans, and Other Payables £'000 | Total Net Foreign Currency Exposure £'000 | Investments at Fair Value Through Profit or Loss £'000 |
|------------------|---|-----------------------|---|---|---|
| Korean Won | – | – | – | – | 426,407 |
| Hong Kong Dollar | 1,783 | 1 | – | 1,784 | 371,454 |
| Taiwan Dollar | 516 | – | – | 516 | 358,245 |
| Indian Rupee | – | – | – | – | 246,587 |
| US Dollar | – | – | – | – | 183,034 |
| Other | – | 99 | (3,667) | (3,568) | 382,705 |

2023

| Currency | Trade and Other Receivables £'000 | Cash at Bank £'000 | Trade, Bank Loans, and Other Payables £'000 | Total Net Foreign Currency Exposure £'000 | Investments at Fair Value Through Profit or Loss £'000 |
|------------------|---|-----------------------|---|---|---|
| Hong Kong Dollar | – | – | (1,786) | (1,786) | 421,688 |
| Korean Won | 5,561 | – | (1,834) | 3,727 | 397,800 |
| Taiwan Dollar | 1,494 | 98 | – | 1,592 | 316,317 |
| US Dollar | 420 | – | – | 420 | 232,164 |
| Indian Rupee | – | – | – | – | 226,039 |
| Other | 320 | 4,680 | (72) | 4,928 | 366,798 |

The above tables are based on the currencies of the country where shares are listed rather than the underlying currencies of the countries where the companies earn revenue.

As at 31 March 2024, 69.3% (2023: 68.8%) of the investments shown as US dollar and Hong Kong dollar are Chinese companies with exposure to the Chinese yuan. The total exposure to Chinese yuan was £490.3 million (2023: £616.3 million), out of which £33.0 million (2023: £109.4 million) were investments denominated in Chinese yuan.

Foreign currency sensitivity

The following table illustrates the foreign currency sensitivity on the revenue and capital return. The revenue return impact represents the impact on total income (which is mainly comprised of dividend income) had sterling strengthened relative to all currencies by 10% throughout the year.

The capital return impact represents the impact of the financial assets and liabilities of the Company if sterling had strengthened by 10% relative to all currencies on the reporting date. With all other variables held constant, the revenue and capital return would have decreased by the below amounts.

| | 2024 | | 2023 | |
|------------------|-------------------------|-------------------------|-------------------------|-------------------------|
| | Revenue Return £'000 | Capital Return £'000 | Revenue Return £'000 | Capital Return £'000 |
| Korean Won | 853 | 42,641 | 1,008 | 40,153 |
| Hong Kong Dollar | 655 | 37,324 | 657 | 41,990 |
| Taiwan Dollar | 1,253 | 35,876 | 1,226 | 31,791 |
| Indian Rupee | 237 | 24,659 | 241 | 22,604 |
| US Dollar | 789 | 18,303 | 917 | 23,258 |
| Other | 2,663 | 37,914 | 3,580 | 37,173 |
| Total | 6,450 | 196,717 | 7,629 | 196,969 |

A 10% weakening of sterling against all currencies would have resulted in an equal and opposite effect on the above amounts.

Interest rate risk

The Company is permitted to invest in interest bearing securities. Any change to the interest rates relevant to particular securities may result in income either increasing or decreasing, or the Investment Managers being unable to secure similar returns on the expiry of contracts or the sale of securities. In addition, changes to prevailing rates or changes in expectations of future rates may result in an increase or decrease in the value of the securities held and the interest payable on bank loans when interest rates are reset.

The fixed term loan incurs a fixed rate of interest and is carried at amortised cost rather than fair value. Hence, movements in interest rates will not affect net asset values, as reported under the Company's accounting policies.

Interest rate risk profile

The exposure of the financial assets and liabilities to floating interest rate risks at 31 March is shown below:

| | 2024 £'000 | 2023 £'000 |
|---------------------------------|----------------|----------------|
| Cash | 145,736 | 132,988 |
| Net Exposure at Year End | 145,736 | 132,988 |

Exposures vary throughout the year as a consequence of changes in the make-up of the net assets of the Company. Cash balances are held on call deposit and earn interest at the bank's daily rate. The Company's net assets are sensitive to changes in interest rates on borrowings. There was no exposure to fixed interest investment securities during the year or at the year end.

Interest rate sensitivity

If the above level of cash was maintained for a year and interest rates were 100 basis points higher or lower, the net profit after taxation would be impacted by the following amounts:

| | 2024 | | 2023 | |
|--------------|--|--|--|--|
| | 100 Basis Points Increase in Rate £'000 | 100 Basis Points Decrease in Rate £'000 | 100 Basis Points Increase in Rate £'000 | 100 Basis Points Decrease in Rate £'000 |
| Revenue | 1,457 | (1,457) | 1,330 | (1,330) |
| Total | 1,457 | (1,457) | 1,330 | (1,330) |

Liquidity risk

The Company's assets comprise mainly securities listed on the stock exchanges of emerging economies. Liquidity can vary from market to market and some securities may take a significant period to sell. As a closed ended investment trust, liquidity risks attributable to the Company are less significant than for an open-ended fund.

The risk of the Company not having sufficient liquidity at any time to meet its obligations associated with financial liabilities is not considered by the Board to be significant, given the large number of quoted investments held in the portfolio and the liquid nature of the portfolio of investments.

The Investment Managers review liquidity at the time of making each investment decision and monitor the evolving liquidity profile of the portfolio regularly.

The below table details the maturity profile of the Company's financial liabilities as at 31 March 2024, based on the earliest date on which payment can be required and current exchange rates as at the balance sheet date:

| As at 31 March 2024 | In One Year or Less £'000 | More Than One Year and Not Later Than Two Years £'000 | More Than Two Years and Not Later Than Three Years £'000 | More Than Three Years £'000 | Total £'000 |
|---------------------------|------------------------------|--|---|--------------------------------|----------------|
| Fixed Term Loan | 102,095 | – | – | – | 102,095 |
| Revolving Credit Facility | – | – | – | – | – |
| Other Payables | 6,052 | – | – | – | 6,052 |
| Total | 108,147 | – | – | – | 108,147 |

| As at 31 March 2023 | In One Year or Less £'000 | More Than One Year and Not Later Than Two Years £'000 | More Than Two Years and Not Later Than Three Years £'000 | More Than Three Years £'000 | Total £'000 |
|---------------------------|------------------------------|--|---|--------------------------------|----------------|
| Fixed Term Loan | 2,089 | 102,095 | – | – | 104,184 |
| Revolving Credit Facility | 401 | – | – | – | 401 |
| Other Payables | 6,059 | – | – | – | 6,059 |
| Total | 8,549 | 102,095 | – | – | 110,644 |

Counterparty and credit risk

Certain transactions in securities that the Company enters into expose it to the risk that the counterparty will not deliver the investment (purchase) or cash (in relation to sale or declared dividend) after the Company has fulfilled its responsibilities. The Company only buys and sells through brokers which have been approved by the Investment Managers as an acceptable counterparty. Limits are set as to the maximum exposure to any individual broker that may exist at any time. Total exposure is compared to monetary limits that vary based on the size and creditworthiness of the counterparty. Counterparty spreads and capital ratios are reviewed periodically. The amounts under trade and other receivables and cash and cash equivalents shown in the Statement of Financial Position represent the maximum credit risk exposure at the year end.

The Company has an ongoing contract with its custodian (JPMorgan Chase Bank) for the provision of custody services.

As part of the annual risk and custody review, the Company reviewed the custody services provided by JPMorgan Chase Bank and concluded that, while there are inherent custody risks in investing in emerging markets, the custody network

employed by TEMIT has appropriate controls in place to mitigate those risks, and that these controls are consistent with recommended industry practices and standards.

Securities held in custody are held in the Company's name or to its accounts. Details of holdings are received and reconciled monthly. Cash is actively managed by Franklin Templeton and is typically invested in overnight time deposits in the name of TEMIT with an approved list of counterparties. Any excess cash not invested will remain in a JPMorgan Chase interest bearing account. There is no significant risk on debtors and accrued income or tax at the year end.

During the year, the Company participated in a securities lending programme through JPMorgan as the lending agents. All securities on loan are Level 1 financial instruments, and their value is determined by reference to the trading prices on the stock market. As at 31 March 2024, the market value of the securities on loan and the corresponding collateral received were as follows:

| Counterparty | 31 March 2024 | | 31 March 2023 | |
|-----------------------------|--|---|--|---|
| | Market Value of Securities on Loan £'000 | Market Value of Collateral Received £'000 | Market Value of Securities on Loan £'000 | Market Value of Collateral Received £'000 |
| Merrill Lynch International | 3,831 | 5,082 | 543 | 739 |
| UBS | 211 | 276 | – | – |
| Citigroup | – | – | 17 | 22 |
| Total | 4,042 | 5,358 | 560 | 761 |

The maximum aggregate value of securities on loan at any time during the year was £5,892,895 (2013: £9,470,125). Full details of the collateral received is noted on page 106.

Fair value

Fair values are derived as follows:

- Where assets are denominated in a foreign currency, they are converted into the sterling amount using period-end rates of exchange;
- Investments held by the Company on the basis set out in the accounting policies included in Note 1; and
- Other financial assets and liabilities at the carrying value which is a reasonable approximation of the fair value.

The tables below analyse financial instruments carried at fair value by valuation method. The different levels have been defined as follows:

Level 1. Quoted prices (unadjusted) in active markets for identical assets and liabilities;

Level 2. Inputs other than quoted prices included with level 1 that are observable for the asset or liability, either directly (prices) or indirectly (derived from prices); and

Level 3. Inputs for the asset or liability that are not based on observable market data (unobservable inputs).

The hierarchy valuation of listed investments through profit and loss is shown below:

| | 31 March 2024 | | | | 31 March 2023 | | | |
|---------------------------|------------------|------------------|------------------|------------------|------------------|------------------|------------------|------------------|
| | Level 1 £'000 | Level 2 £'000 | Level 3 £'000 | Total £'000 | Level 1 £'000 | Level 2 £'000 | Level 3 £'000 | Total £'000 |
| Listed Investments | 1,995,232 | – | – ^(a) | 1,995,232 | 1,992,775 | – | – ^(a) | 1,992,775 |

The following table presents the movement in Level 3 investments for the year ended:

| | 31 March 2024 £'000 | 31 March 2023 £'000 |
|---|------------------------|------------------------|
| Opening Balance | – | 20,803 |
| Transfers From Level 3 Into Level 1 | – | (17,734) |
| Disposal Proceeds – Sale of Level 3 Assets | (7,766) ^(b) | (1,613) ^(c) |
| Net Gains/(Losses) on Investments at Fair Value | 7,766 | (1,456) |
| Level 3 Closing Balance | – | – |

The fixed term loan is shown at amortised cost within the Statement of Financial Position. If the fixed term loan was shown at fair value the impact would be:

| | 31 March 2024 £'000 | 31 March 2023 £'000 |
|-----------------------------------|------------------------|------------------------|
| Fixed Term Loan at Amortised Cost | 100,000 | 100,000 |
| Fixed Term Loan at Fair Value | 96,770 | 94,470 |
| Increase in Net Assets | 3,230 | 5,530 |

The fair value of the fixed term loan included in the table above is calculated by aggregating the expected future cash flows which are discounted at a rate comprising the sum of the SONIA rate plus a spread. The fixed term loan at fair value is classed as Level 2.

(a) As at 31 March 2024 investments in Russian securities, LUKOIL and Sberbank of Russia, continue to be fair valued at zero and classified as Level 3 due to the inability of the Company to access the local Moscow equity markets and the very limited access to the over-the-counter market. The fair value of these investments is based on a liquidity discount of 100% to the last traded price for an exit price of zero. As at 31 March 2023, the Company's holding in Yandex was also fair valued at zero and subsequently sold on 23 May 2023.

(b) Represents the sale of the holding in Yandex on 23 May 2023 for £7,766,000.

(c) Represents the sale of the holdings in Gazprom on 25 April 2022 for £617,000, and the sale of VK on 9 March 2023 for £996,000.

15 | Significant Holdings in Investee Undertakings

As at 31 March 2024, TEMIT held 3% or more of the issued class of security in the following portfolio holding whose shares are admitted to trading:

| Holding | 31 March 2024 | | 31 March 2023 | |
|------------------|--|------------------|--|------------------|
| | % of Issued Security Class Held by TEMIT | Fair Value £'000 | % of Issued Security Class Held by TEMIT | Fair Value £'000 |
| Haier Smart Home | 3.0 | 9,072 | – | – |

16 | Contingent Liabilities

No contingent liabilities existed as at 31 March 2024 or 31 March 2023.

20 | Events After the Reporting Period

The only material post balance sheet event is in respect of the proposed final dividend, which is disclosed in Note 12.

17 | Contingent Assets

No contingent assets existed as at 31 March 2024 or 31 March 2023.

18 | Financial Commitments

No financial commitments existed as at 31 March 2024 or 31 March 2023.

19 | Capital Management Policies and Procedures

The Company's objective is to provide long-term capital appreciation for private and institutional investors seeking exposure to global emerging markets, supported by a culture of both strong customer service and corporate governance.

The Board monitors and regularly reviews the structure of the Company's capital on an ongoing basis. This review includes the investment performance and outlook, discount management mechanisms including share buybacks, gearing and the extent to which revenue in excess of that which is required to be distributed under the investment trust rules should be retained.

The Company's investment policy allows borrowing of up to 20% of net assets, measured at the time of borrowing.

As at 31 March 2024, the Company had share capital and reserves of £2,034,863,000 (31 March 2023: £2,017,503,000). The Company's policies and procedures for managing capital are consistent with the previous year.

Securities financing transactions – unaudited

The Company engages in Securities Financing Transactions (as defined in Article 3 of Regulation (EU) 2015/2365) as a result of its stock lending programme. In accordance with Article 13 of the Regulation, the Company's involvement in and exposures related to SFT for the accounting period ended 31 March 2024 are detailed below.

Amount of securities on loan

The total value of securities on loan as a proportion of the Company's total lendable assets, as at the balance sheet date, is 0.2%. Total lendable assets represent the aggregate value of assets forming part of the Company's securities lending programme.

Collateral

The following table sets out details of the non-cash collateral received by the Company by way of title transfer collateral arrangements in securities lending transactions as at the balance sheet date:

| Issuer | Type and Quality of Collateral ^(a) | Currency | Maturity Tenor | 31 March 2024 £000 | 31 March 2023 £000 |
|---|---|-------------------|------------------|-----------------------|-----------------------|
| Commonwealth of Australia | Sovereigns | Australian dollar | More than 1 year | – | 739 |
| Kingdom of Belgium Government | Sovereigns | Euro | More than 1 year | 276 | – |
| United Kingdom Government | Sovereigns | Sterling | More than 1 year | 5,082 | – |
| United States Treasury | Treasury bonds | US dollar | More than 1 year | – | 22 |
| Total Non-Cash Collateral Received | | | | 5,358 | 761 |

Re-use of collateral

Non-cash collateral received by way of title transfer collateral arrangements in relation to securities lending transactions cannot be sold, re-invested or pledged. The Company has the right to sell or re-pledge non-cash collateral received in circumstances such as default.

Collateral received

All collateral received by the Company in respect of securities lending transactions is held at the Company's custodian, JPMorgan Chase Bank.

Counterparties

The following table provides details of the counterparties (based on gross volume of outstanding transactions) in respect of securities lending transactions as at the balance sheet date and their country of incorporation.

| Counterparty | Country of Incorporation | 31 March 2024 £000 | 31 March 2023 £000 |
|---|--------------------------|-----------------------|-----------------------|
| Merrill Lynch International | United Kingdom | 3,831 | 543 |
| UBS | Switzerland | 211 | – |
| Citigroup | United States | – | 17 |
| Total Gross Volume of Outstanding Transactions | | 4,042 | 560 |

(a) Quality of collateral pertaining to bond instruments has been assessed and reported in accordance with whether they are considered investment grade or below investment grade. Investment grade securities are those issued by an entity with a minimum investment grade credit rating from at least one globally recognised credit rating agency.

Maturity tenor of securities on loan

The following table provides an analysis of the maturity tenor of securities on loan outstanding as at the balance sheet date.

| | 31 March 2024 £'000 | 31 March 2023 £'000 |
|---------------------------------|------------------------|------------------------|
| Open Maturity | 4,042 | 560 |
| Total Securities on Loan | 4,042 | 560 |

The above maturity tenor analysis has been based on the respective transaction contractual maturity date. Open maturity transactions are those transactions that are callable or terminable on a daily basis.



04. **Investor Information**

Notice of meeting

Notice is hereby given that the Annual General Meeting ('AGM') will be held on Thursday 11 July 2024 at 12 noon at Stationers' Hall, Ave Maria Lane, London, EC4M 7DD.

The AGM will transact the following business: To consider and, if thought fit, to pass the following resolutions. Resolutions 1 to 8 will be proposed as ordinary resolutions and resolutions 9 to 11 will be proposed as special resolutions.

Ordinary Business

1. To receive and adopt the Directors' and Auditor's Reports and Financial Statements for the year ended 31 March 2024.
2. To approve the Directors' Remuneration Report for the year ended 31 March 2024.
3. To declare a final dividend of 3.00 pence per share for the year ended 31 March 2024.
4. To appoint the Directors:
 - 4.1. To re-elect Abigail Rotheroe as a Director.
 - 4.2. To re-elect Charlie Ricketts as a Director.
 - 4.3. To re-elect David Graham as a Director.
 - 4.4. To re-elect Magdalene Miller as a Director.
 - 4.5. To re-elect Simon Jeffreys as a Director.
 - 4.6. To elect Angus Macpherson as a Director.
5. To re-appoint Ernst & Young LLP as auditor of the Company, to act until the conclusion of the next general meeting of the Company at which audited accounts are laid before the members.
6. To authorise the Directors to determine the auditor's remuneration.

Special Business Ordinary Resolutions

7. That, pursuant to Article 153.1 of the Articles of Association of the Company, the Company shall continue in being as an Investment Trust for the period expiring at the end of the AGM of the Company to be held in 2029.
8. That, in substitution for any existing authority, the Directors be generally and unconditionally authorised to allot equity securities (as defined in Section 560 of the Companies Act 2006 (the 'Act')) pursuant to Section 551 of the Act, up to an aggregate nominal amount of £2,761,000 (being an amount equal to 5% of the existing issued share capital of the Company as at 23 May 2024, being the latest practicable date before the date of this notice), provided that this authority shall, unless renewed, varied or revoked by the Company, expire on 30 September 2025 or, if earlier, the conclusion of the Company's AGM to be held in 2025 save that the Company may, before such expiry, make offers or agreements which would or might require equity securities to be allotted and the Directors may allot equity securities in pursuance of such offer or agreement notwithstanding that the authority conferred by this resolution has expired.

Special Resolutions

9. That, in substitution for any existing authority, subject to the passing of resolution 8, the Directors be given the general power pursuant to sections 570 and 573 of the Act to allot equity securities (as defined by Section 560 of the Act) for cash pursuant to the authority conferred by resolution 8, and/or to sell equity securities held as treasury shares for cash pursuant to Section 727 of the Act, in each case as if Section 561(1) of the Act did not apply to any such allotment or sale, provided that this power shall be limited to:
 - (a) any such allotment and/or sale of equity securities in connection with an offer or issue by way of rights or other pre-emptive offer or issue, open for acceptance for a period fixed by the directors, to holders of ordinary shares (other than the Company) on the register on any record date fixed by the directors in proportion (as nearly as may be) to the respective number of ordinary shares deemed to be held by them, subject to such exclusions or other arrangements as the directors may deem necessary or expedient in relation to fractional entitlements, legal or practical problems arising in any overseas territory, the requirements of any regulatory body or stock exchange or any other matter whatsoever;

(b) any such allotment and/or sale, otherwise than pursuant to sub paragraph (a) above, of ordinary shares having an aggregate nominal value, not exceeding the sum of £2,761,000 (being an amount equal to 5% of the existing issued share capital of the Company as at 23 May 2024, being the latest practicable date before the date of this notice); and

(c) any allotment pursuant to sub-paragraph (b) above being at a price which is at or above the prevailing NAV per share at the time of issue.

The power granted by this resolution will expire on 30 September 2025 or, if earlier, at the conclusion of the Company's AGM to be held in 2025 (unless renewed, varied or revoked by the Company prior to or on such date) save that the Company may, before such expiry, make offers or agreements which would or might require equity securities to be allotted or equity securities held as treasury shares to be sold after such expiry and the Directors may allot and/or sell equity securities held as treasury shares in pursuance of any such offer or agreement notwithstanding that the power conferred by this resolution has expired.

10. That in substitution for any existing authority, the Company be and is hereby authorised in accordance with Section 701 of the Companies Act 2006 to make market purchases (within the meaning of Section 693(4) of the Companies Act 2006), of its ordinary shares in issue, provided that:

(i) the maximum number of ordinary shares hereby authorised to be purchased shall not exceed 14.99% of the Company's issued ordinary share capital, excluding treasury shares, at the date of the passing of this resolution;

(ii) the minimum price which may be paid for a share shall be the nominal value of an ordinary share (excluding expenses);

(iii) the maximum price which may be paid (excluding expenses) for a share shall not be more than the higher of: (a) an amount equal to 105 per cent of the average of the closing mid-market price for the ordinary shares (as derived from the Daily Official List of the London Stock Exchange) for the five business days immediately preceding the date of purchase; and (b) the higher of the last independent trade price and the highest current independent purchase bid price on the trading venue where the purchase is carried out;

(iv) unless renewed, the authority hereby conferred shall expire 15 months after the date of passing of this resolution or, if earlier, at the conclusion of the Company's AGM to be held in 2025, save that the Company may, and prior to such expiry, enter into a contract to purchase shares which will or may be completed wholly or partly after such expiry; and

(v) shares will only be purchased at a price which is at a discount to the prevailing NAV per share at the time of purchase.

11. That a general meeting, other than an AGM, may be called on not less than 14 clear days' notice, such authority to expire at the conclusion of the AGM in 2025.

By order of the Board

Angus Macpherson

7 June 2024

Registered Office: 5 Morrison Street,
Edinburgh, EH3 8BH

Notes:

1. THIS DOCUMENT IS IMPORTANT AND REQUIRES YOUR IMMEDIATE ATTENTION. If you are in any doubt as to what action you should take, you are recommended to seek your own financial advice from your stockbroker or other independent financial adviser authorised under the Financial Services and Markets Act 2000.
2. If you have sold or transferred all of your shares in the Company, please forward this document, together with the accompanying documents, as soon as possible either to the purchaser or transferee or to the person who arranged the sale or transfer so that they can pass these documents to the person who now holds the shares.
3. The Company specifies that only those members registered on the Company's register of members at 6.30 pm on 9 July 2024 shall be entitled to vote at the annual general meeting (the 'Meeting').
4. A member of the Company entitled to vote at the Meeting may appoint a proxy or proxies to vote thereat instead of him. A proxy need not be a member of the Company.
5. A member may appoint more than one proxy provided that each proxy is appointed to exercise rights attached to different shares held by that member. A member may not appoint more than one proxy to exercise rights attached to one share. Please contact the Company's registrar Equiniti, at Aspect House, Lancing, West Sussex BN99 6DA to appoint more than one proxy. In the case of joint holders, the vote of the senior holder who tenders a vote shall be accepted to the exclusion of the votes of the other joint holders. Seniority is determined by the order in which the names of the joint holders appear in the Company's register of members in respect of the joint holding (the first named being the most senior).
6. The right to appoint a proxy does not apply to persons whose shares are held on their behalf by another person and who have been nominated to receive communications from the Company in accordance with Section 146 of the Companies Act 2006 ('nominated persons'). Nominated persons may have a right under an agreement with the registered shareholder who holds the shares on their behalf to be appointed (or to have someone else appointed) as a proxy. Alternatively, if nominated persons do not have such a right, or do not wish to exercise it, they may have a right under such an agreement to give instructions to the person holding the shares as to the exercise of voting rights.
7. A proxy form is enclosed with copies of this Report which are sent to registered shareholders. A member can only appoint a proxy using the procedures set out in these notes and the notes to the proxy form.
8. A proxy form must be returned to the Company's registrar, Equiniti, Aspect House, Lancing, West Sussex BN99 6DA to arrive not later than 12 noon on 9 July 2024. New Zealand registered shareholders must return a proxy form to Computershare, Private Bag 92119, Victoria Street West, Auckland 1142, New Zealand (if sent by post) or to Computershare, Level 2, 159 Hurstmere Road, Takapuna, Auckland 0622, New Zealand (if delivered in person or by courier) to arrive not later than 5.00pm on 8 July 2024 (New Zealand time).
9. A corporation which is a member can appoint one or more corporate representatives who may exercise, on its behalf, all of its powers as a member provided that no more than one corporate representative exercises powers over the same share.
10. As at 23 May 2024, the Company's issued share capital was 1,104,585,987 shares of 5 pence each. Each share carries the right to vote at an annual general meeting of the Company and, therefore, the total number of voting rights in the Company as at 23 May 2024 was 1,104,585,987.
11. Copies of the letters of appointment of the Directors of the Company and the Articles of Association are available for inspection at the Company's registered office at 5 Morrison Street, Edinburgh, EH3 8BH, and online at www.temit.co.uk until the close of the meeting and at the Meeting (for 15 minutes prior to the Meeting and during the Meeting).
12. Electronic proxy appointment for CREST members (for UK only). CREST members who wish to appoint a proxy or proxies through the CREST electronic proxy appointment service may do so for the Meeting and any adjournment(s) thereof by using the procedures described in the CREST Manual which can be viewed at www.euroclear.com. CREST Personal Members or other CREST sponsored members, and those CREST members who have appointed a voting service provider(s), should refer to their CREST sponsor or voting service provider(s), who will be able to take the appropriate action on their behalf. In order for a proxy appointment or instruction made using the CREST service to be valid, the appropriate CREST message (a 'CREST Proxy Instruction') must be properly authenticated in accordance with Euroclear UK & Ireland Limited's ('EUI') specifications and must contain the information required for such instructions, as described in the CREST Manual. The message, regardless of whether it constitutes the appointment of a proxy or an amendment to the instruction given to a previously appointed proxy must, in order to be valid, be transmitted so as to be received by the issuer's agent (RA19) by the latest time(s) for receipt of appointments specified in the Notice of Meeting or, in the event of an adjournment of the Meeting, 48 hours before the adjourned meeting. For this purpose, the time of receipt will be taken to be the time (as determined by the timestamp applied to the message by the CREST Applications Host) from which the issuer's agent is able to retrieve the message by enquiry to CREST in the manner prescribed by CREST. After this time any change of instructions to proxies appointed through CREST should be communicated to the appointee through other means. CREST members and, where applicable, their CREST sponsors or voting service providers should note that EUI does not make available special procedures in CREST for any particular messages. Normal system timings and limitations will therefore apply in relation to the input of CREST Proxy Instructions. It is the responsibility of the CREST member concerned to take (or, if the CREST member is a CREST personal member or sponsored member or has appointed a voting service provider(s), to procure that his CREST sponsor or voting service provider(s) take(s)) such action as shall be necessary to ensure that a message is transmitted by means of the CREST system by any particular time. In this connection, CREST members and, where applicable, their CREST sponsors or voting service providers are referred, in particular, to those sections of the CREST Manual concerning practical limitations of the CREST system and timings. The Company may treat as invalid a CREST Proxy Instruction in the circumstances set out in Regulation 35(5) (a) of the Uncertificated Securities Regulations 2001.
13. Electronic proxy appointment for non-CREST members (for UK only). Shareholders who prefer to register the appointment of their proxy electronically via the Internet can do so through the Equiniti website at www.sharevote.co.uk where full instructions on the procedure are given. The personal Voting ID, Task ID and Shareholder Reference Number printed in the voting pack will be required to use this electronic proxy appointment system. Alternatively, shareholders who have already registered with Equiniti's on-line portfolio service, Shareview, can appoint their proxy electronically by logging on to their portfolio at www.shareview.co.uk using their user ID and password. Once logged in, click 'View' on the 'My Investments' page, click on the link to vote then follow the on screen instructions. A proxy appointment made electronically will not be valid if sent to any address other than those provided or if received after 12 noon on 9 July 2024. Please note that any electronic communication found to contain a computer virus will not be accepted.
14. Electronic proxy appointment for New Zealand registered shareholders. New Zealand registered investors who prefer to register the appointment of their proxy electronically via the Internet can do so through the Computershare website at www.investorvote.co.nz, and enter the Control Number to be provided by Computershare, where full instructions on the procedure are given. Your CSN (Common Shareholder Number) and postal code will be required to use this electronic proxy appointment system. A proxy appointment made electronically will not be valid if sent to any address other than that provided or if received after 5.00pm (New Zealand time) on 8 July 2024. Please note that any electronic communication found to contain a computer virus will not be accepted. New Zealand registered investors cannot appoint more than one proxy when registering the appointment of their proxy electronically.
15. A member of the Company may make a request in accordance with Section 527 of the Companies Act 2006 to have a statement published on the Company's website setting out an audit concern. This allows a member or members having a right to vote at the Meeting and holding at least 5% of the total voting rights of the Company, or at least 100 members having a right to vote at the Meeting and holding, on average, at least £100 of the paid up share capital, to make a request so that the Company must publish on its website a statement setting out any matter that such members propose to raise at the Meeting relating to the audit of the Company's accounts (including the auditor's report and the conduct of the audit) that are to be laid before the Meeting. Where the Company is required to publish such a statement on its website: (i) it may not require the members making the request to pay any expenses incurred by the Company in complying with the request; (ii) it must forward the statement to the Company's auditor no later than the time at which the statement is made available on the Company's website; and (iii) the statement may be dealt with as part of the business of the Meeting. A member wishing to request publication of such a statement on the Company's website must send the request to the Company in hard copy form to the Company Secretary or by email to enquiries@franklintempleton.co.uk. The request must either set out the statement in full or, if supporting a statement sent by another member, clearly identify the statement which is being supported and be received by the Company at least one week before the Meeting. Please note that any electronic communication found to contain a computer virus will not be accepted.
16. Any member has the right to ask questions. Pursuant to Section 319A of the Companies Act 2006, the Company must provide an answer to any question which is put by a member relating to the business being considered, except if a response would not be in the interests of the Company or for the good order of the Meeting or if to do so would involve the disclosure of confidential information. The Company may, however, elect to provide an answer to a question within a reasonable period of days after the conclusion of the Meeting. The answers to questions raised by shareholders will be provided on our website.
17. In accordance with Section 311A of the Companies Act 2006, the contents of this Notice of Meeting, details of the total number of shares in respect of which members are entitled to exercise voting rights at the Meeting and, if applicable, any members' statements, members' resolutions or members' matters of business received by the Company after the date of this notice will be available on the Company's website, www.temit.co.uk.
18. You may not use any electronic address provided either in this Notice of Meeting or any related documents (including the Form of Proxy) to communicate with the Company for any purposes other than those expressly stated.

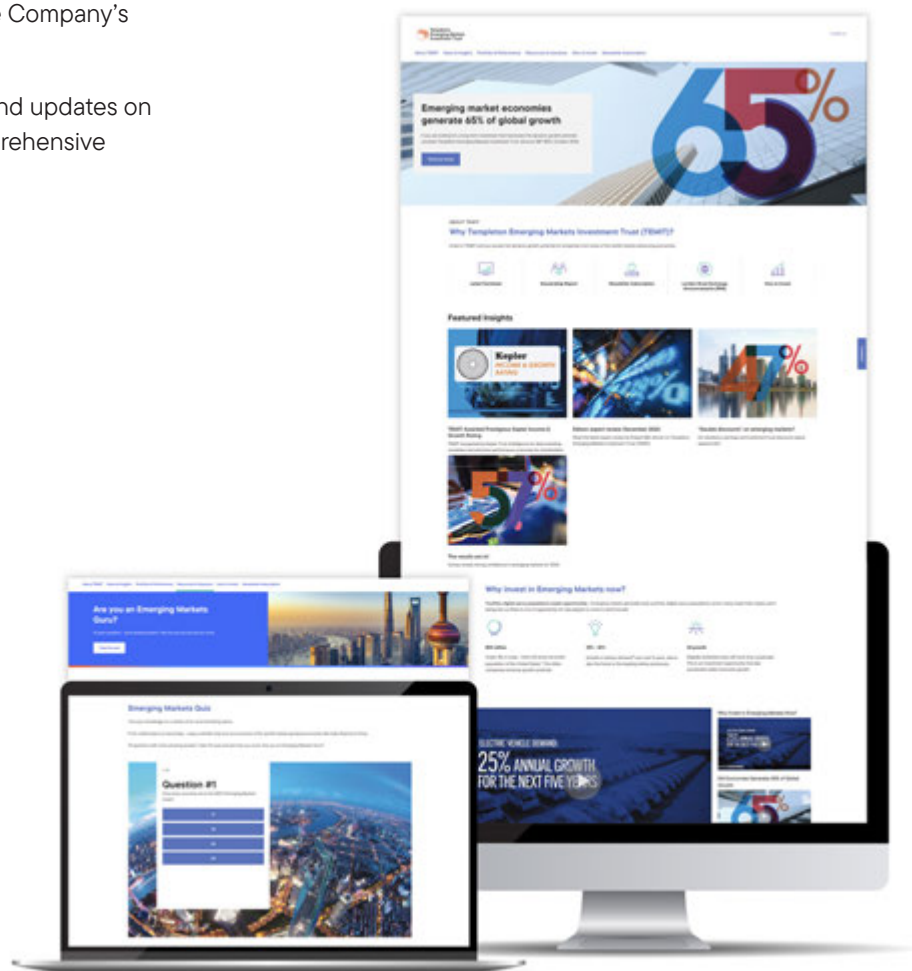
Shareholder communications

Our website

The Board and Manager aim to keep shareholders informed and release the following information on the Company's website www.temit.co.uk.

The website offers a wealth of information and updates on TEMIT and emerging markets and is a comprehensive resource for shareholders:

- Factsheets and commentary
- Portfolio Manager updates
- Stock story videos
- Latest research
- Investment performance
- Useful insights and guides
- Corporate announcements



Subscribe to our monthly newsletter

Receive all the latest information direct to your email inbox every month. Our newsletter provides you with all the updates, announcements and information on emerging markets like our stock story and manager update videos, factsheets and insights.



Join our mailing list at
www.temit.co.uk today


Follow us

Twitter / X twitter.com/temit

LinkedIn www.linkedin.com/company/franklin-templeton/

YouTube [Templeton Emerging Markets Investment Trust \(TEMIT\)](https://www.youtube.com/temit)

Website www.temit.co.uk



General information

REGISTERED OFFICE

5 Morrison Street
Edinburgh
EH3 8BH UK
(Registered No. SC118022)

www.temit.co.uk

REGISTRAR – UK

Equiniti Limited
Aspect House
Spencer Road
Lancing
West Sussex
BN99 6DA UK

www.shareview.co.uk
Tel +44 (0)371 384 2505

REGISTRAR – NEW ZEALAND

Computershare Investor Services Limited
Level 2, 159 Hurstmere Road
Takapuna Auckland 0622
New Zealand

enquiry@computershare.co.nz
Tel +649 488 8777

ALTERNATIVE INVESTMENT

FUND MANAGER AND COMPANY SECRETARY

Franklin Templeton Investment Trust
Management Limited
5 Morrison Street
Edinburgh
EH3 8BH UK

FINANCIAL ADVISER AND STOCKBROKER

Winterflood Securities Limited
Riverbank House
2 Swan Lane
London
EC4R 3GA UK

SOLICITOR

CMS Cameron McKenna Nabarro Olswang LLP
Saltire Court
20 Castle Terrace
Edinburgh
EH1 2EN UK

SOLICITOR

Buddle Findlay
HSBC Tower
Level 18, 188 Quay Street
PO Box 1433
Auckland 1140
New Zealand

CUSTODIAN

JPMorgan Chase Bank
25 Bank Street
London
E14 5JP UK

DEPOSITARY

J.P. Morgan Europe Limited
25 Bank Street
London
E14 5JP UK

AUDITOR

Ernst & Young LLP
25 Churchill Place
Canary Wharf
London
E14 5EY UK

Shareholder information

How to invest

There are three main ways to invest in TEMIT:

1. Through an investment platform. A number of fund supermarkets or investment platforms allow you to buy, hold and sell shares in investment trusts such as TEMIT quickly and easily at a low cost. Many have no minimum investment requirements. There are a number of companies that offer these services and may also allow you to include TEMIT as an investment in an Individual Savings Account ('ISA') or Self-Invested Pension Plan ('SIPP'). Some of the most popular include Hargreaves Lansdown, Interactive Investor, Fidelity, Charles Stanley Direct and AJ Bell.

Please note that this is not a complete list of ISA or SIPP providers, and you should not consider this list to be a recommendation of the services which these providers offer.

The Association of Investment Companies ('AIC') provides an independent analysis of platform costs and charges on their website in the 'Ready to Invest' section.

2. Directly through the stock market. You can invest directly in TEMIT by purchasing shares in the stock market through a stockbroker or authorised Financial Adviser.
3. Through Equiniti, the Registrar, which offers an online or telephone service where you can buy shares in TEMIT as part of an Investment Account or an ISA.

Financial advice

We strongly recommend that you take independent financial advice before making any investment. If you have a financial adviser, then they will advise you on the best way to invest in TEMIT. If you currently do not have a financial adviser, there are a number of resources online to help you. For investors based in the UK, websites such as www.unbiased.co.uk or www.vouchedfor.co.uk will provide you with details of financial advisers in your area.

NAV publication and reference codes

The NAV is released every London Stock Exchange business day through the London and New Zealand stock exchanges. It is also published on our website: www.temit.co.uk and published in the Financial Times.

Codes

| | |
|--------|--------------|
| Ticker | TEM |
| ISIN | GB00BKPG0S09 |
| SEDOL | BKPG0S0 |

Dividend Reinvestment Plan ('DRIP')

If you are a UK shareholder and your shares are held in your own name on the Company's share register, you can request that any dividend payments are used to purchase further shares in the Company. You can download and complete the relevant application forms through Equiniti's secure website www.shareview.co.uk/info/drip or you can contact Equiniti by phone on +44 (0)371 384 2505.

If you invest through a nominee or investment platform and wish to reinvest dividends you will need to contact them directly to find out what arrangements they offer.

Financial calendar

| | |
|------------------------------|-------------------|
| Final Dividend Ex-Date | 20 June 2024 |
| Final Dividend Record Date | 21 June 2024 |
| AGM | 11 July 2024 |
| Final Dividend Payment Date | 26 July 2024 |
| Half Year End | 30 September 2024 |
| Half Yearly Report Published | December 2024 |
| Interim Dividend Record Date | December 2024 |
| Year End | 31 March 2025 |

Glossary of alternative performance measures

Net asset value total return

A measure showing how the net asset value ('NAV') per share has performed over a period of time, considering both capital returns and dividends paid to shareholders in sterling terms. Total return measures allow shareholders to compare performance between investment trusts where the dividend yield may differ.

To calculate total return, it is assumed that dividends are reinvested into the assets of the Company at the prevailing NAV on the day that the shares first trade ex-dividend (see page 4). The NAVs include income for the current period ('cum-income') and the debt at fair value to be consistent with the daily NAV released to the stock exchange and with common market practice and the requirements of statistics agencies.

| NAV Total Return Calculation | 2024 | 2023 |
|---|-------------|-------------|
| a) Opening NAV (As at 31 March 2023/2022) (see following table) | 174.5 | 178.1 |
| b) Closing NAV (As at 31 March 2024/2023) (see following table) | 182.8 | 174.5 |
| c) Dividends Paid ^(a) | 5.0 | 4.8 |
| d) Effect of Dividend Reinvestment | 0.4 | 0.3 |
| e) Adjusted Closing NAV e = (b+c+d) | 188.2 | 179.6 |
| NAV Total Return (e-a)/a | 7.9% | 0.8% |

The following table sets out the difference between NAV with debt at cost and NAV with debt at fair value:

| | 2024 £'000 | 2023 £'000 | 2022 £'000 |
|---|---------------|---------------|---------------|
| a) Net Assets per the Statement of Financial Position | 2,034,863 | 2,017,503 | 2,100,390 |
| b) Difference Between Debt at Cost and Debt at Fair Value (Note 14) | 3,230 | 5,530 | (390) |
| c) Number of Ordinary Shares in Issue | 1,114,818,617 | 1,159,138,372 | 1,178,896,985 |
| NAV Pence per Share with Debt at Fair Value (a+b)/c | 182.8 | 174.5 | 178.1 |

Share price total return

A measure showing how the share price has performed over a period of time, considering both capital returns and dividends paid to shareholders in sterling terms. Total return measures allow shareholders to compare performance between investment trusts where the dividend yield may differ.

To calculate total return, it is assumed that dividends are reinvested into the shares of the Company at the prevailing share price on the day that the shares first trade ex-dividend (see page 4).

| Share Price Total Return Calculation | 2024 | 2023 |
|---|-------------|-------------|
| a) Opening Share Price (as at 31 March 2023/2022) | 152.2 | 156.4 |
| b) Closing Share Price (as at 31 March 2024/2023) | 154.4 | 152.2 |
| c) Dividends Paid ^(a) | 5.0 | 4.8 |
| d) Effect of Dividend Reinvestment | 0.3 | 0.2 |
| e) Adjusted Closing Share Price e = (b+c+d) | 159.7 | 157.2 |
| Share Price Total Return (e-a)/a | 4.9% | 0.5% |

Share price discount to net asset value ('NAV')

A measure showing the relationship between the share price and the NAV (cum-income), which is expressed as a percentage of the NAV per share (see page 7). As at 31 March 2024 the Company's share price was 154.4 pence and the NAV per share was 182.5 pence, therefore the discount was $(154.4 - 182.5)/182.5 = 15.4\%$ (31 March 2023: 12.6%).

If the share price is lower than the NAV per share, the shares are said to be trading at a discount. If the share price is higher than the NAV per share, the shares are said to be trading at a premium.

The average share price discount to NAV over the year is calculated using the daily NAV and market close share price.

(a) Dividends assumed to be reinvested on ex-date. Final dividend of 3.00p relating to financial year 2023 first traded ex-dividend on 22 June 2023 (2023: final dividend of 2.80p related to financial year 2022 first traded ex-dividend on 30 June 2022). Interim dividend of 2.00p for financial year 2024 first traded ex-dividend 14 December 2023 (2023: interim dividend of 2.00p for financial year 2022 first traded ex-dividend 15 December 2022).

Gearing/net gearing

A term used to describe the process of borrowing money for investment purposes in the expectation that the returns on the investments purchased using the borrowings will exceed the costs of those borrowings.

For example, a figure of 5% means that the shareholder funds are exposed to NAV returns by an additional 5%, positive or negative, as a result of borrowings (see page 7).

A net gearing figure of 0.0% means that the cash held in the Company is equal to or higher than the total bank loans.

| Net Gearing Calculation | 2024 £'000 | 2023 £'000 |
|---------------------------------|---------------|---------------|
| a) Bank Loans | 100,000 | 100,000 |
| b) Cash Held | 145,736 | 132,988 |
| c) Net Assets (Excluding Loans) | 2,134,863 | 2,117,503 |
| Total Gearing (a-b)/c | 0.0% | 0.0% |

Ongoing charges ratio

The OCR represents the annualised ongoing charges (excluding finance costs, transaction costs and taxation) divided by the average daily net asset values of the Company for the period and has been prepared in accordance with the AIC's recommended methodology. Ongoing charges reflect expenses likely to recur in the foreseeable future. As at 31 March 2024 the OCR was 0.97% (31 March 2023: 0.98%).

| Ongoing Charges Calculation | 2024 £'000 | 2023 £'000 |
|--------------------------------------|---------------|---------------|
| a) Total AIFM Fee and Other Expenses | 18,874 | 19,420 |
| b) Average Net Assets | 1,954,521 | 1,991,068 |
| Ongoing Charges (a/b) | 0.97% | 0.98% |

Gross total return

Gross total return is net asset value total return before the deduction of expenses (see page 16).

Excess return

The difference between the gross total return of TEMIT and the benchmark total return (see page 16).

Residual return

A measure representing the difference between the actual excess return and the excess return explained by the attribution model. This amount results from several factors, most significantly the difference between the actual trade price of securities included in actual performance and the end of day price used by the benchmark indices and hence to calculate attribution (see page 16).

Benchmark return

The Company's benchmark is the MSCI Emerging Markets (Net Dividends) Index.

The benchmark is a recognised index of stocks which should not be taken as wholly representative of the Company's investment universe. The Company's investment strategy does not track this index and, consequently, there may be material divergence between the Company's performance and that of the benchmark.

Although not an alternative performance measure, total return of the benchmark is calculated on a closing market value to closing market value basis, assuming that all dividends net of local taxes received were reinvested into the shares of the relevant companies at the time at which the shares were quoted ex-dividend (see page 4).

Returns are converted by the index provider into pounds sterling at prevailing exchange rates.

Benchmark performance source: MSCI.



Templeton Emerging Markets Investment Trust plc
5 Morrison Street, Edinburgh, EH3 8BH, UK
temitcosec@franklintempleton.com
www.temit.co.uk