

Benchmark

Benchmark	Mstar (IA) Global Emerging Markets
IA sector	Global Emerging Markets

Identification Codes

Sedol code	B7FFMQ8
Mex code	FMEGIR
ISIN code	GB00B7FFMQ86

Fund Overview

Price	Bid 350.27p
	Offer 350.27p (03/05/2022)
Historic yield	1.08%
Fund size	£4.6m
Number of holdings	58
Portfolio turnover rate	54.55%

Charges

Initial charge	0.00%
Exit charge	None
Performance fees	No
Ongoing Charges	1.36%

Fund Background

Valuation point	Daily 12:00
Fund type	Unit Trust
Launch date	31/12/2012
Launch price	£1.00
Fund currency	Pound Sterling
Fund domicile	United Kingdom
NISA allowable?	Yes
SIPP allowable?	Yes

Dealing

Settlement period: buy	4 days
Settlement period: sell	4 days
Pricing basis	Forward

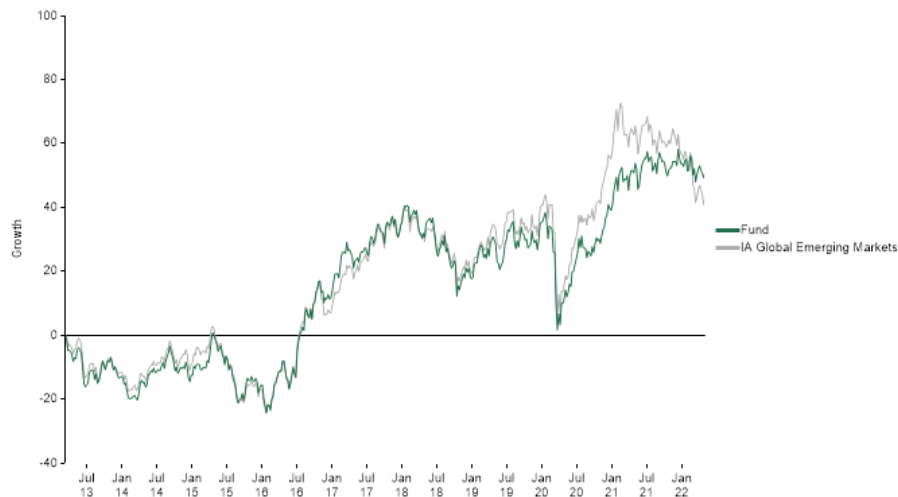
Distribution Dates

Ex dividend date(s)	Income payment date (s)
10th March	10th May

Aims

The aim of the Fund is to provide capital growth, that is, to increase the value of your investment over a minimum of 10 years. The Fund aims to outperform the average of the IA Global Emerging Markets sector over any 5 year period.

Performance



Cumulative Performance (%)

	1 year	3 years	5 years	10 years
Fund	-1.28%	17.29%	23.08%	66.94%
Sector	-12.66%	7.62%	20.31%	64.21%
Rank	10/124	22/108	51/96	36/60
Quartile	1	1	3	3

Discrete Performance (%) - to last month end

	04/21 to 04/22	04/20 to 04/21	04/19 to 04/20	04/18 to 04/19	04/17 to 04/18
Fund	-1.28%	33.74%	-11.16%	-5.61%	11.17%

Fund Managers

Name:	Marlborough Team
Manager for:	0 yrs, 4 mths

Ratings

Morningstar Rating



ELITE PROVIDER
rated for equities by FundCalibre.com 2022



Group Details

Group address	Marlborough House, 59 Chorley New Road, Bolton, BL1 4QP
Group telephone	0808 145 2500
Dealing telephone	0808 145 2501
Email	enquiries@marlboroughfunds.com
Homepage	www.marlboroughfunds.com
Fax number	01204 533045

Capital is at risk. The value and income from investments can go down as well as up and are not guaranteed. An investor may get back significantly less than they invest. Past performance is not a reliable indicator of current or future performance and should not be the sole factor considered when selecting funds.

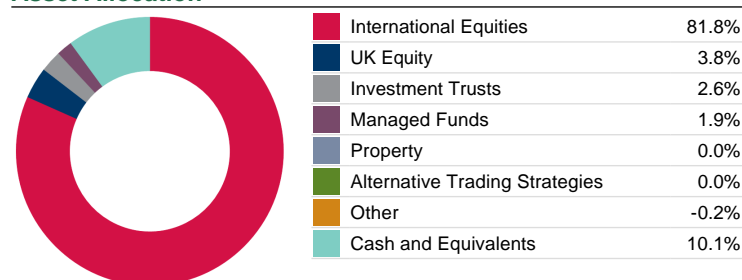
Performance data is sourced by Morningstar and is calculated on a NAV-NAV basis, net of fees and reinvestment of all dividends and capital gains. The remaining data is sourced by Investment Fund Services Limited (IFSL).

Data accurate as of 03/05/2022.

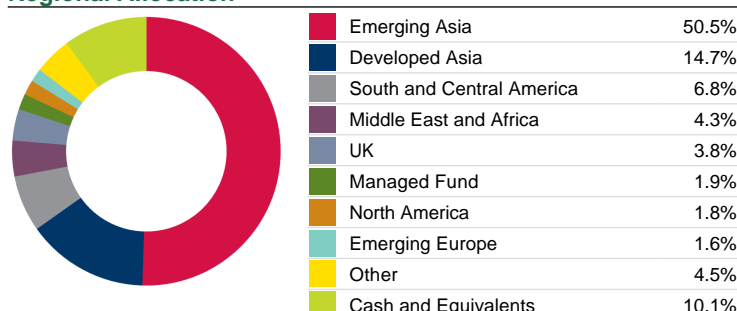
Top 10 Holdings

Name	% Weight	Country	Sector
1 PACIFIC BASIN SHIPPING LTD	4.1	Hong Kong	Industrials
2 SK HYNIX INC	4.0	South Korea	Technology
3 ESCORTS	3.5	India	Industrials
4 ICICI BANK LIMITED	3.4	India	Financials
5 TAIWAN SEMICONDUCTOR MANUFACTURING CO.	3.1	Taiwan	Technology
6 KB FINANCIAL GROUP INC	2.8	South Korea	Financials
7 XINYI GLASS HLDGS	2.8	Hong Kong	Industrials
8 Gulf Investment Fund Gulf Investment Fund Ord USD0.01	2.6	Non-Classified	Financials
9 CIMC ENRIC HLDGS LTD	2.5	China	Energy
10 GUJARAT STATE PETRONET	2.3	India	Energy

Asset Allocation



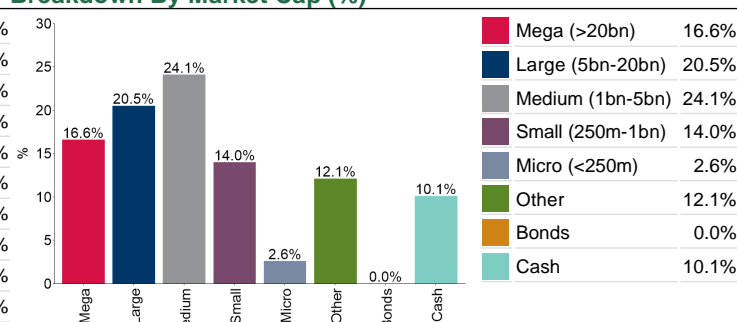
Regional Allocation



Top Country Weightings

Taiwan	15.0%
Hong Kong	14.8%
India	12.0%
South Korea	8.4%
Brazil	5.5%
Thailand	4.6%
China	4.0%
United Kingdom	3.8%
Indonesia	3.8%
Other	18.0%
Cash	10.1%

Breakdown By Market Cap (%)



Data for the above tables is sourced by Investment Fund Services Limited (IFSL) and presented by Broadridge Financial Solutions Inc. Allocations are subject to change. This fact sheet may also contain data provided by FTSE International Limited ("FTSE") © FTSE 2022. "FTSE®" is a trade mark of the London Stock Exchange Group companies and is used by FTSE International Limited under licence. All rights in the FTSE indices and / or FTSE ratings vest in FTSE and/or its licensors. Neither FTSE nor its licensors accept any liability for any errors or omissions in the FTSE indices and / or FTSE ratings or underlying data. No further distribution of FTSE Data is permitted without FTSE's express written consent.

Capital is at risk. The value and income from investments can go down as well as up and are not guaranteed. An investor may get back significantly less than they invest. Past performance is not a reliable indicator of current or future performance and should not be the sole factor considered when selecting funds. The Fund will be exposed to stock markets and market conditions can change rapidly. Prices can move irrationally and be affected unpredictably by diverse factors, including political and economic events. The Fund invests in emerging markets which are typically riskier than more established markets. Difficulty in trading may arise, resulting in a negative impact on your investment. The Fund invests in other currencies. Changes in exchange rates will therefore affect the value of your investment. In certain market conditions some assets may be less predictable than usual. This may make it harder to sell at a desired price and/or in a timely manner. In extreme market conditions redemptions in the underlying funds or the Fund itself may be deferred or suspended. From 30 April 2022, the Ongoing Charge calculation has been extended to include, where relevant, charges incurred by closed-ended vehicles such as investment trusts. This document is provided for general information purposes only and is not personal advice to anyone to invest in any fund or product.

The Key Investor Information Documents and the Prospectuses for all funds are available, in English, free of charge and can be obtained directly using the contact details in the Group Details section. They can also be downloaded from www.marlboroughfunds.com. An investor must always read these before investing. Information taken from trade and other sources is believed to be reliable, although we don't represent this as accurate or complete and it shouldn't be relied upon as such. Calls may be recorded for training and monitoring purposes.

Issued by Marlborough Investment Management Limited, authorised and regulated by the Financial Conduct Authority (reference number 115231). Registered office: PO BOX 1852 Lichfield, Staffordshire, England, WS13 8XU. Registered in England No. 01947598.

Data accurate as of 03/05/2022.