

VT Momentum Diversified Income Fund

29 February 2024

For retail investors only

INVESTMENT OBJECTIVE & STRATEGY

To generate a high level of income with the prospect of maintaining the real value of capital over the long term, by investing in a multi-asset portfolio managed with a focus on value. The Fund may include directly invested UK equities with a bias towards mid-cap stocks, and overseas equity, fixed income, specialist assets and managed liquidity held through third party funds.

INVESTMENT TEAM



Richard Parfett
Lead Oversight
Portfolio Manager



Tom Delic
Second Oversight
Portfolio Manager



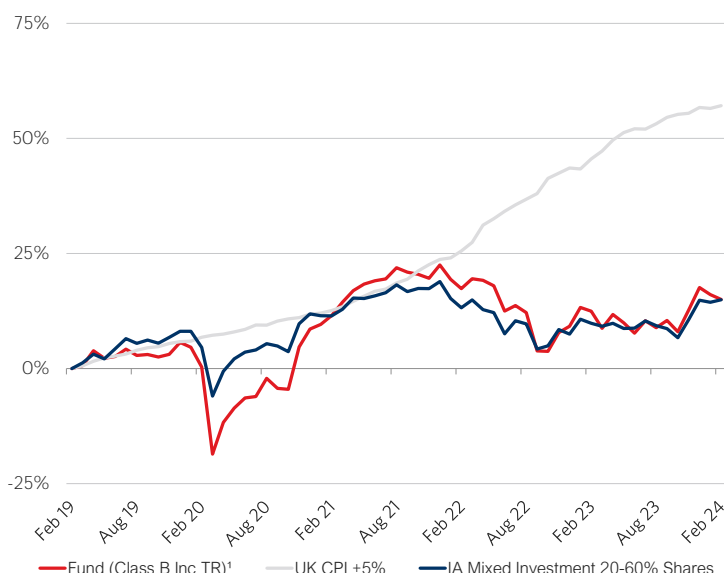
Mark Wright
Portfolio Manager



Gary Moglione
Portfolio Manager

Our investment approach is team based with all portfolio managers having specific areas of research focus and access to and input from the wider Momentum Global Investments team.

FIVE YEAR HISTORICAL CUMULATIVE PERFORMANCE



CUMULATIVE PERFORMANCE (%)	1 month	3 months	6 months	1 year	3 years	5 years	Since inception annualised
Fund return Class B Inc TR ¹	(0.9)	2.1	5.7	2.3	3.1	15.0	4.9
UK CPI +5%	0.4	1.1	2.6	8.0	39.5	57.1	-
IA Mixed Investment 20-60% Shares	0.5	3.9	5.1	4.7	3.2	14.9	4.1

DISCRETE ANNUAL PERFORMANCE (%)	29 Feb 2024	28 Feb 2023	28 Feb 2022	28 Feb 2021	29 Feb 2020	Historic net yield (%) ¹
Fund return Class B Inc TR ¹	2.3	(4.2)	5.3	11.2	0.3	5.3

Sources: Morningstar, MGIM.

Fund performance is calculated on a total return basis (including distributions), net of all fees and in GBP terms. The value of the underlying funds and the income generated from them can go down as well as up, and is not guaranteed. Investors may not get back the original amount invested. The value of investments involving exposure to foreign currencies can be affected by currency exchange rate fluctuations. The CPI +5% target was introduced in 2020. Past performance is not a guide to future performance.

MONTHLY COMMENTARY

- Equity markets continued to surprise on the upside with a gain in February of 5.1% in developed markets (MSCI World index) and 5.6% in emerging markets (MSCI Emerging Markets index).
- Notable performers over the month included Barclays (+11%), driven by in-line FY23 results and a new strategic plan aiming to enhance shareholder returns. The new strategy focuses on simplifying operations, emphasising growth in higher return segments like Private Banking & Wealth Management, which was well-received by investors.
- Japan has performed strongly this year with a return of 11.5% YTD, including 3.2% in February (GBP terms), marking a 34-year high for the Nikkei index. The Fund's exposure to Japanese equities via the Morant Wright Fuji Yield fund was a key contributor to returns with the fund returning 3.9% over February and 7.9% YTD.

Source: Bloomberg Finance LP, MGIM

PLATFORM AVAILABILITY



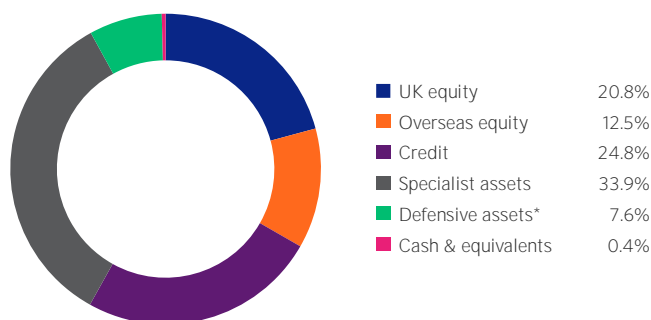
FUND RATINGS



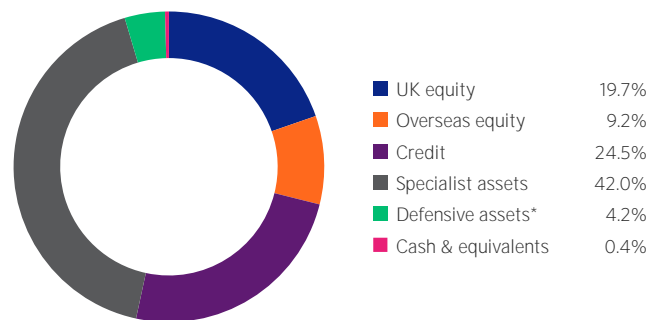
Sources: Bloomberg Finance LP, Morningstar, MGIM, unless otherwise stated.

¹The Fund performance refers to the 'B' Inc share class with the exception of performance prior to 26.03.2012 which is calculated using the 'A' Inc share class, unadjusted for the lower fees of the 'B' Inc share class. ²The Historic Net Yield reflects distributions declared over the past twelve months as a percentage of the unit price, as at the date shown. It does not include any preliminary charge and investors may be subject to tax on their distributions. A portion of the Fund's expenses are charged to Capital. This has the effect of increasing the distribution(s) for the year and constraining the Fund's capital performance to an equivalent extent.

ASSET ALLOCATION



INCOME GENERATION



As at 29.02.2024, allocations subject to change. Source: MGIM

*Defensive assets have reduced/negative correlation to equity markets to provide a more defensive element during times of stress. Defensive assets consists of a variety of investments such as gold**, government bonds, short ETFs, alternative/uncorrelated strategies and managed futures strategies. **Exposure to physical gold is achieved through investments in exchange traded certificates (ETC) which aim to provide the performance of gold, as measured by the LBMA Gold Price (PM), which is a recognised benchmark for gold. A Gold ETC is a certificate which is secured by gold bullion, held within the vaults of a nominated custodian.

TOP FIVE HOLDINGS BY ASSET CLASS

UK EQUITIES		
1.	M&G	1.9%
2.	Legal & General Group	1.7%
3.	Phoenix Group Holdings	1.2%
4.	OSB Group	1.2%
5.	Kier Group	1.1%

OVERSEAS EQUITIES		
1.	Robeco QI Emerging Conservative Equities	2.1%
2.	Morant Wright Fuji Yield	2.0%
3.	Invesco European Equity Income	1.3%
4.	iShares Asia Pacific Dividend ETF	1.3%
5.	Samarang Asian Prosperity	1.2%

CREDIT		
1.	Royal London Sterling Extra Yield Bond	8.7%
2.	Royal London Short Duration Global High Yield	8.4%
3.	Absalon Emerging Markets Corporate Debt	2.6%
4.	MI TwentyFour AM Dynamic Bond	2.6%
5.	Jupiter Global Emerging Markets Short Duration Bond	2.5%

SPECIALIST ASSETS		
1.	Fair Oaks Income	3.0%
2.	Chrysalis Investments	2.6%
3.	Doric Nimrod Air Three	2.3%
4.	Doric Nimrod Air Two	2.1%
5.	Syncona	1.8%

DEFENSIVE ASSETS		
1.	UK Gilt 4.25% 06/07/32	1.4%
2.	Invesco Physical Gold ETC	1.2%
3.	Ninety One Global Gold	1.2%
4.	UK Gilt 4.75% 07/12/38	1.2%
5.	UK Gilt 6.00% 12/07/28	0.7%

As at 29.02.2024. Source: MGIM

FUND & SHARE CLASS DETAILS

FUND DETAILS	
Investment manager	Momentum Global Investment Management Limited (MGIM)
Fund inception	8 April 2002
Currency	GBP
Target return	UK CPI +5% (net)
IA sector	Mixed Investment 20-60% Shares
Structure	UCITS
Dealing	Daily
Income distribution	Monthly

SHARE CLASS DETAILS	A	B (Inc)	B (Acc)	N
Minimum investment	GBP 3,000	GBP 100,000	GBP 100,000	GBP 1,000
Minimum regular saver	GBP 50	n/a	n/a	GBP 50
ISIN	GB0031467961	GB0087JTTF560	GB008KV4HY34	GB00B61Y0911
SEDOL	3146796	B7JTTF56	BKV4HY3	B61Y091
Citicode	OM45	OWRF	QOPS	OWRE
Month-end price (NAV)	80.56p	100.42p	112.17p	97.58p

ANNUAL CHARGES ²	A	B (Inc)	B (Acc)	N
AMC	1.40%	0.75%	0.75%	1.00%
OCF ex IC	1.70%	1.05%	1.05%	1.30%
IC	0.50%	0.50%	0.50%	0.50%
OCF inc IC	2.20%	1.55%	1.55%	1.80%

FUND WRAPPERS	
ISAs	Onshore bonds
SIPPs	Offshore bonds
Personal pensions	

² As at 29.12.2023.

OCF = Ongoing Charge Figure IC = Underlying charges of closed ended funds.

The OCF is the total expenses paid by the Fund, annualised, against its average net asset value. The OCF will fluctuate as the average net assets and costs change.

Important note: The OCF calculation includes synthetic costs from underlying closed ended investments (IC) such as Investment Trusts, which optically increases the costs. For the avoidance of doubt the actual amount charged has not changed, and advisers and investors should refer to the KIID document available [here](#) for the actual fees payable.

All fund performance quoted in this factsheet is NET of all fees.

CONTACT US

STEVE HUNTER
Head of Business Development
D 0151 906 2481 M 07470 478 974
E steve.hunter@momentum.co.uk

ALISTAIR YEOMAN
Business Development Consultant
D 020 7618 1785 M 07789 745 214
E alistair.yeoman@momentum.co.uk

JONATHAN GARNER
Business Development Consultant
D 0151 906 2479 M 07469 392 164
E jonathan.garner@momentum.co.uk

EMMA CLIFT
Head of Distribution Services
D 020 7618 1806
E distributionservices@momentum.co.uk

DIRECT DEALING LINE
Valu-Trac Administration Services
T 01343 880344

IMPORTANT INFORMATION

Momentum Diversified Funds are sub-funds of the VT Momentum Investment Funds II ICVC umbrella, an open-ended investment company which is authorised by the Financial Conduct Authority (FCA). Valu-Trac Investment Management Limited (authorised and regulated by the FCA) acts as the Authorised Corporate Director (ACD) of the VT Momentum Investment Funds II ICVC. Investment in the Funds may not be suitable for all investors. This document is for information only and does not provide you with all of the facts that you need to make an informed investment decision. Investors should read the Key Investor Information Document (KIID) and seek professional investment advice prior to investment. The prospectus and KIID documents are available (in English) on the ACD's website via www.valu-trac.com. This financial promotion is issued by Momentum, the trading name of Momentum Global Investment Management Limited (authorised and regulated by the FCA), with its registered office at The Rex Building, 62 Queen Street, London EC4R 1EB.

Ratings: FE Crown Fund Ratings as of 24.07.2023 do not constitute investment advice offered by FE and should not be used as the sole basis for making any investment decision. All rights reserved. The views expressed are those of the fund manager at the time of writing and are subject to change without notice. Past performance is no guarantee of future results.