

This factsheet is as at 28 March 2024 unless otherwise specified.

# Xtrackers Harvest CSI300 UCITS ETF 1D

a sub fund of Xtrackers

## At a Glance

- Direct investment in Chinese equities
- Provides diversified exposure to 300 largest and most liquid A-Share stocks

## Reference Index key features

The CSI 300 Total Return Net Index aims to reflect the performance of the following market:

- Chinese blue chip companies listed in CNY on the Shenzhen and Shanghai Stock Exchanges
- 300 largest and most liquid companies A Share stocks
- Weighted by free-float adjusted market capitalisation
- Semi annual index review

Additional information on the index, selection and weighting methodology is available at [www.csindex.cn/en](http://www.csindex.cn/en)

Fund information	
ISIN	LU0875160326
Share class currency	USD
Fund Currency	USD
Fund launch date	08 January 2014
Domicile	Luxembourg
Portfolio Methodology	Direct Replication
Sub-Portfolio Manager	Harvest Global Investments Ltd
Investment Manager	Harvest Global Investments Ltd
Custodian	State Street Bank International GmbH, Luxembourg Branch
All-in fee <sup>1</sup>	0.65% p.a.
Income treatment	Distribution
NAV per Share	USD 9.37
Total Fund Assets	USD 324.23 Million
Total Shares Outstanding	34.59 Million
Reporting Fund	Yes

<sup>1</sup> Please see additional information / Glossary.

## Key Risks

- **The value of your investment may go down as well as up and past performance does not predict future returns. Investor capital may be at risk up to a total loss.**
- The Fund is exposed to less economically developed economies (known as emerging markets) which involve greater risks than well developed economies. Political unrest and economic downturn may be more likely and will affect the value of your investment.
- The value of an investment in shares will depend on a number of factors including, but not limited to, market and economic conditions, sector, geographical region and political events.
- The Fund is exposed to market movements in a single country or region which may be adversely affected by political or economic developments, government action or natural events that do not affect a fund investing in broader markets.

Listing and trading information			
Exchange	Bloomberg Ticker	Reuters RIC	Trading Currency
Xetra	RQFI GY	RQFI.DE	EUR
London Stock Exchange	RQFI LN	RQFI.L	GBP
London Stock Exchange	ASHR LN	ASHR.L	USD
SIX Swiss Exchange	RQFI SW	RQFI.S	CHF
Italian Stock Exchange	RQFI IM	RQFI.MI	EUR

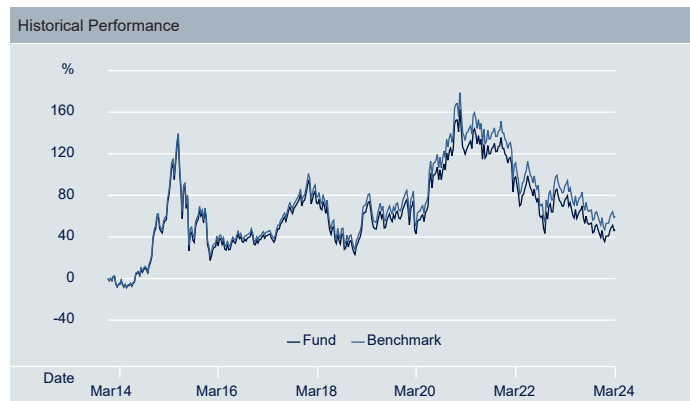
Cumulative performance figures						
	1 Month	3 Months	6 Months	1 Year	3 Years	Annualised Volatility
Share Class	-0.30%	0.54%	-3.85%	-16.33%	-34.42%	24.69%
Index	-0.33%	0.68%	-3.38%	-15.60%	-32.88%	23.22%
Tracking Difference	0.03%	-0.15%	-0.47%	-0.73%	-1.54%	-
Tracking Error	0.48%	1.00%	0.98%	1.34%	2.08%	-

Calendar year performance figures						
	2019	2020	2021	2022	2023	YTD
Share Class	35.11%	37.06%	-1.75%	-27.13%	-12.20%	0.54%
Index	36.51%	38.26%	-1.23%	-26.69%	-11.12%	0.68%
Tracking Difference	-1.40%	-1.20%	-0.51%	-0.44%	-1.08%	-0.15%
Tracking Error	0.86%	0.92%	0.87%	3.05%	1.69%	1.00%

Rolling performance figures											
	3/14 - 3/15	3/15 - 3/16	3/16 - 3/17	3/17 - 3/18	3/18 - 3/19	3/19 - 3/20	3/20 - 3/21	3/21 - 3/22	3/22 - 3/23	3/23 - 3/24	Since launch
Share Class	90.86%	-22.94%	2.79%	24.22%	-5.65%	-8.73%	49.52%	-12.56%	-10.36%	-16.33%	3.83%
Index	94.00%	-22.77%	2.83%	25.72%	-5.14%	-7.93%	50.88%	-12.12%	-9.51%	-15.60%	4.68%
Tracking Difference	-3.14%	-0.17%	-0.05%	-1.50%	-0.51%	-0.80%	-1.36%	-0.44%	-0.86%	-0.73%	-1.25%
Tracking Error	1.71%	4.37%	1.00%	1.30%	1.45%	0.73%	0.95%	1.13%	3.16%	1.34%	2.01%

Past performance does not predict future returns.

# THINK ETF. THINK X.



Source: DWS, Index Provider

This factsheet is as at 28 March 2024 unless otherwise specified.

Top 10 ETF constituents		
Issuer	ISIN	Weight
MOUTAI ORD A	CNE0000018R8	6.01%
CONTEMPORARY AMPEREX TECHNOLOGY LT	CNE100003662	2.78%
PING AN INSURANCE (GROUP) OF CHINA	CNE000001R84	2.46%
CHINA MERCHANTS BANK LTD A	CNE000001B33	2.25%
MIDEA GROUP CO LTD	CNE100001QQ5	1.81%
WULIANGYE YIBIN LTD A	CNE000000VQ8	1.67%
ZIJIN MINING ORD A	CNE100000B24	1.53%
CHINA YANGTZE POWER LTD A	CNE000001G87	1.42%
INDUSTRIAL BANK LTD A	CNE000001QZ7	1.34%
JIANGSU HENG Rui MEDICINE LTD A	CNE0000014W7	1.19%

Index information	
Index Name	CSI 300 Total Return Net Index
Index Provider	China Securities Index Company Limited
Bloomberg Symbol	CSIN0301
Index Type	Total Return Net
Index Base Currency	USD
Index Rebalance Frequency	Semi-annually

Source: Index Provider

#### Further information on Xtrackers

DWS Investments UK Limited  
21 Moorfields  
London EC2Y 9DB  
United Kingdom

Hotline: +44 (0)20 7547 1747  
Website: [www.Xtrackers.com](http://www.Xtrackers.com)  
E-Mail: [Xtrackers@dws.com](mailto:Xtrackers@dws.com)

#### Additional Information

A Glossary of Terms is available at [Xtrackers.com](http://Xtrackers.com).

ETF performance is shown on NAV basis, net of fees and index replication costs. ETF performance includes reinvested dividends. Index performance is calculated on a total return basis. Volatility is calculated since launch of the share class.

#### Disclaimer

This document is intended for information purposes only and does not create any legally binding obligations on the part of DWS Group GmbH & Co. KGaA and/or its affiliates (DWS). This document has been prepared without consideration of the investment needs, objectives or financial circumstances of any investor. Without limitation, this document does not constitute an offer, an invitation to offer or a recommendation to enter into any transaction.

Before making an investment decision, investors need to consider, with or without the assistance of an investment adviser, whether the investments and strategies described or provided by DWS are appropriate in light of their particular investment needs, objectives and financial circumstances.

Information in this document has been obtained or derived from sources believed to be reliable and current. However, accuracy or completeness of the sources cannot be guaranteed.

This document is not directed to, or intended for distribution to or use by, any person or entity who is a citizen or resident of or located in any locality, state, country or other jurisdiction, including the United States, where such distribution, publication, availability or use would be contrary to law or regulation or which would subject DWS to any registration or licensing requirement within such jurisdiction not currently met within such jurisdiction. Persons into whose possession this document may come are required to inform themselves of, and to observe, such restrictions.

Xtrackers is an undertaking for collective investment in transferable securities (UCITS) in accordance with the applicable laws and regulations and set up as open-ended investment company with variable capital and segregated liability amongst its respective compartments.

Investors must buy and must usually sell shares in Xtrackers UCITS ETFs on a secondary market with the assistance of an intermediary (e.g. a stockbroker) and may incur fees for doing so. In addition, investors may pay more than the current net asset value when buying shares and may receive less than the current net asset value when selling them. Before making any investment decision, investors should refer to the Risk Factors in the Prospectus and Key Investor Information Document.

Tax treatment of the Xtrackers UCITS ETFs depends on the individual circumstances of each investor.

Xtrackers is incorporated in the Grand Duchy of Luxembourg, is registered with the Luxembourg Trade and Companies' Register under number B-119.899 and has its registered office at 49, avenue J.F. Kennedy, L-1855 Luxembourg. DWS Investment S.A. acts as the management company of Xtrackers. The Investment Company may decide to terminate the arrangements made for the marketing of this fund.

Any investment decision in relation to a fund should be based solely on the latest version of the prospectus, the audited annual and, if more recent, un-audited semi-annual reports and the Key Investor Information Document (KIID), all of which are available in English upon request to DWS Investment S.A., 2, Boulevard Konrad Adenauer, L-1115 Luxembourg or on [www.Xtrackers.com](http://www.Xtrackers.com). A summary of investor rights is available at [www.etf.dws.com](http://www.etf.dws.com) under "About Us – How to Complain?".

**PAST PERFORMANCE DOES NOT PREDICT FUTURE RETURNS.**

© DWS Investments UK Limited, 2024. Authorised and regulated by the Financial Conduct Authority.

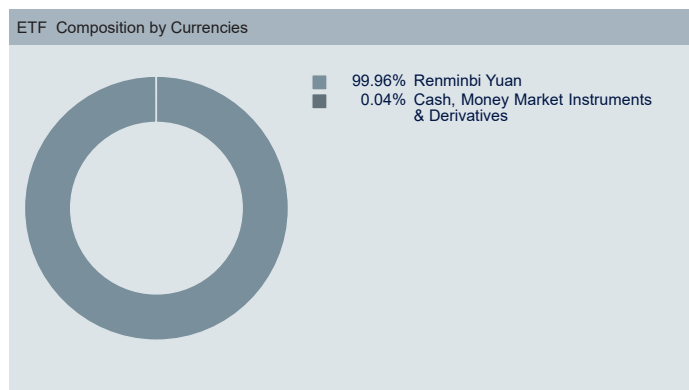
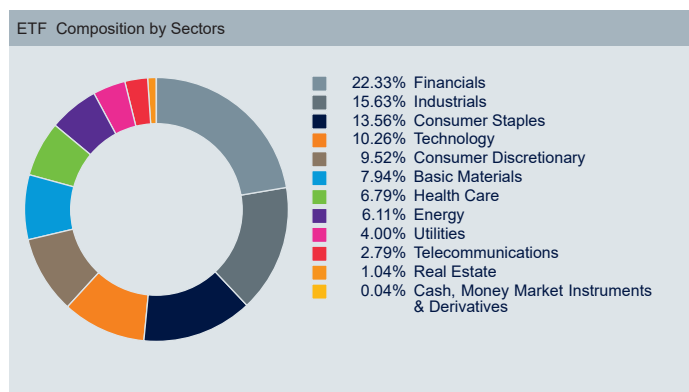
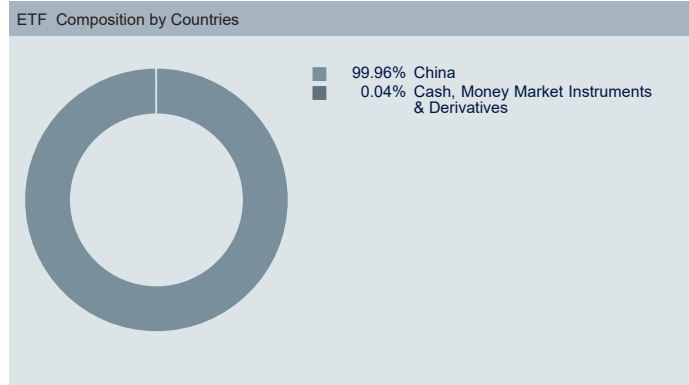
#### Index Disclaimer

All rights in the CSI 300 Total Return Net Index ("Index") vest in China Securities Index Company ("CSI"). CSI does not make any warranties, express or implied, regarding the accuracy or completeness of any data related to the Index. CSI is not liable to any person for any error of the Index (whether due to negligence or otherwise), nor shall it be under any obligation to advise any person of any error therein. The Fund based on the Index is in no way sponsored, endorsed, sold or promoted by CSI and CSI shall not have any liability with respect thereto.

#### Harvest CSI300 UCITS ETF

Source: DWS

Figures may not always add up to 100.00% due to rounding



THINK ETF. THINK X.