

Legal & General Global Health & Pharmaceuticals Index Trust



Unit Trust (UK UCITS compliant) C-Class GBP


Base currency: GBP

Domicile: UK

FUND AIM

The objective of the Fund is to track performance of the FTSE World Index - Health Care, the "Benchmark Index" on a net total return basis before fees and expenses are applied. Fund performance may differ from the Benchmark Index due to the deduction of fees and expenses and the impact of any tracking error factors.

RISK AND REWARD PROFILE



The synthetic risk and reward indicator (SRRI) is based on the historic volatility of the fund's value and it may change in the future.

The fund is in category 5 because it invests in company shares which are sensitive to variations in the stock market. The value of company shares can change substantially over short periods of time.

For more information, please refer to the Key Risks section on page 3.

WHO IS THIS FUND FOR?

- This fund may be suitable for investors looking for growth from an investment in health, pharmaceuticals and biotechnology company shares as represented by the index.
- Although investors can take their money out at any time, this fund may not be appropriate for those who plan to withdraw their money within five years.
- This fund is not designed for investors who cannot afford more than a minimal loss of their investment.
- If you do not understand this document we recommend you seek additional information to help you decide if this fund is right for you.

FUND FACTS

Fund size	Fund launch date
£1,235.0m	1 Nov 2000
Historical yield	
1.2%	

COSTS

Initial charge	Ongoing charge
0.00%	0.20%
Price basis	Dilution adjustment
Single swing	0.16%- round trip

BENCHMARKS

Target benchmark
FTSE World Index - Health Care

PERFORMANCE (%)



	1 month	3 months	1 year	3 years	5 years
■ Fund	2.40	8.29	11.45	34.14	63.51
■ Index	2.58	8.50	11.37	36.16	67.15
Relative to Index	-0.18	-0.21	0.08	-2.02	-3.64

12 MONTH PERFORMANCE TO MOST RECENT QUARTER (%)

12 months to 31 March	2024	2023	2022	2021	2020
Fund	11.45	0.32	19.98	15.72	5.33
Index	11.37	2.64	19.11	15.50	6.29
Relative to Index	0.08	-2.32	0.87	0.22	-0.96

Performance for the C Inc unit class in GBP, launched on 22 February 2019. Source: Lipper. Performance assumes all fund charges have been taken and that all income generated by the investments, after deduction of tax, remains in the fund. Please note, the benchmark is priced at the close whereas the fund is priced earlier. This can lead to artificially high tracking difference stated on the factsheet.

Past performance is not a guide to the future.

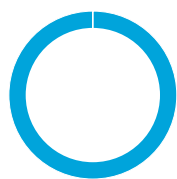
FUND SNAPSHOT

- **What does it invest in?** Invests in the shares of global companies engaged in healthcare, pharmaceutical and biotechnology activities, as represented by the Index.
- **How does it invest?** Passively managed, aiming to replicate the performance of the Index.



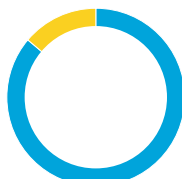
PORTFOLIO BREAKDOWN

All data sources are a combination of LGIM and the Fund Accountant unless otherwise stated. Totals may not sum to due to rounding. In order to minimise transaction costs, the Fund will not always own all the assets that constitute the index and on occasion it will own assets that are not in the index. The number of fund holdings can also differ from the index due to corporate events and proxy holdings.



SECTOR (%)

■ Health Care	100.0
---------------	-------



MARKET CAPITALISATION (%)

■ Large	86.2
■ Mid	13.9



■ Top 10 holdings 43.6%
■ Rest of portfolio 56.4%

No. of holdings in fund 190

No. of holdings in index 188

TOP 10 HOLDINGS (%)

Eli Lilly & Co	8.7
Unitedhealth Group	5.9
Novo Nordisk B	5.1
Johnson & Johnson	5.0
Merck & Co	4.4
Abbvie	4.1
Thermo Fisher Scientific	2.9
Novartis	2.6
Abbott Laboratories	2.5
Roche Holding	2.4

COUNTRY (%)

United States	70.1
Switzerland	6.8
Denmark	6.0
United Kingdom	4.4
Japan	4.3
France	2.6
Australia	1.6
Germany	1.5
Korea	0.8
Other	2.1

Celebrating
25+
Years

INDEX FUND MANAGEMENT TEAM

The Index Fund Management team comprises 25 fund managers, supported by two analysts. Management oversight is provided by the Global Head of Index Funds. The team has average industry experience of 15 years, of which seven years has been at LGIM, and is focused on achieving the equally important objectives of close tracking and maximising returns.

KEY RISKS

- The value of an investment and any income taken from it is not guaranteed and can go down as well as up; you may not get back the amount you originally invested.
- The return from this fund is dependent on relatively few individual investments. This means that a fall in the value of an individual investment can have a major impact on the overall performance of the fund.
- Most of the fund holds investments from a particular market sector, that of health, pharmaceuticals and biotechnology. Funds like this can be more volatile than funds that invest across many market sectors. This is because the value of the fund can go up and down more often and by larger amounts than funds that are spread more widely, especially in the short term.
- The fund could lose money if any institution providing services such as acting as counterparty to derivatives or other instruments, becomes unwilling or unable to meet its obligations to the fund.
- Derivatives are highly sensitive to changes in the value of the asset on which they are based and can increase the size of losses and gains.
- The fund may have underlying investments that are valued in currencies that are different from sterling (British pounds). Exchange rate fluctuations will impact the value of your investment. Currency hedging techniques may be applied to reduce this impact but may not entirely eliminate it.

For more information, please refer to the key investor information document on our website [↗](#)

LATEST DISTRIBUTION INFORMATION

For distributing unit classes, the latest payments are shown below. Please note that these payments are not guaranteed, are at the discretion of the manager and may be paid out of capital.

Type	Ex-div date	Pay date	Pence per unit
Final	08 Jan 24	07 Mar 24	0.97p
Final	09 Jan 23	07 Mar 23	0.93p
Final	10 Jan 22	07 Mar 22	0.81p
Final	08 Jan 21	07 Mar 21	0.77p

Important information

Copyright © 2024 Legal & General. This document is subject to copyright. Any unauthorised use is strictly prohibited. All rights are reserved.

Issued by Legal & General (Unit Trust Managers) Limited as management company for this fund. Registered in England and Wales No. 01009418. Registered Office: One Coleman Street, London, EC2R 5AA. Authorised and Regulated by the Financial Conduct Authority No. 119273. We are members of the Investment Association. All features described in this fact sheet are those current at the time of publication and may be changed in the future. Nothing in this fact sheet should be construed as advice and it is therefore not a recommendation to buy or sell investments. If in doubt about the suitability of this product, you should seek professional advice. No investment decisions should be made without first reviewing the key investor information document of the Fund ("KIID") which can be obtained from www.legalandgeneral.com. This fact sheet is only directed at investors resident in jurisdictions where this fund is registered for sale. It is not an offer or invitation to persons outside of those jurisdictions. We reserve the right to reject any applications from outside of such jurisdictions.

Source: London Stock Exchange Group plc and its group undertakings (collectively, the "LSE Group"). © LSE Group 2024. FTSE Russell is a trading name of certain of the LSE Group companies. "FTSE®" is a trade mark of the relevant LSE Group companies and is used by any other LSE Group company under license. All rights in the FTSE Russell indexes or data vest in the relevant LSE Group company which owns the index or the data. Neither LSE Group nor its licensors accept any liability for any errors or omissions in the indexes or data and no party may rely on any indexes or data contained in this communication. No further distribution of data from the LSE Group is permitted without the relevant LSE Group company's express written consent. The LSE Group does not promote, sponsor or endorse the content of this communication.



SPOTLIGHT ON LEGAL & GENERAL INVESTMENT MANAGEMENT

We are one of Europe's largest asset managers and a major global investor, with assets under management of £1,159.2 billion (as at 31 December 2023). We work with a wide range of global clients, including pension schemes, sovereign wealth funds, fund distributors and retail investors.

Source: LGIM internal data as at 31 December 2023. The AUM disclosed aggregates the assets managed by LGIM in the UK, LGIMA in the US and LGIM Asia in Hong Kong (2018-2019 only). The AUM includes the value of securities and derivatives positions.

DEALING INFORMATION

Valuation frequency Daily, 3pm (UK time)

Dealing frequency Daily

Settlement period T+4

CODES

ISIN	C Acc	GB00BJ2JPG83
	C Inc	GB00BJ2JPH90

SEDOL	C Acc	BJ2JPG8
	C Inc	BJ2JPH9

Bloomberg	C Acc	LEGEGB LN
	C Inc	LEGGGB LN

TO FIND OUT MORE



Visit www.legalandgeneral.com



Call **0370 050 0955**



Email investments@landg.com

Lines are open Monday to Friday 8.30am to 6.00pm.
We may record and monitor calls. Call charges will vary.