

Annual Report and
Financial Statements

30 April 2024



Baillie Gifford
UK Growth
Trust plc

Managed by

Baillie Gifford™

Investor disclosure document

The UK Alternative Investment Fund Managers Regulations requires certain information to be made available to investors prior to their investment in the Company. The Company's Investor Disclosure Document is available for viewing at **bgukgrowthtrust.com**.

Notes

None of the views expressed in this document should be construed as advice to buy or sell a particular investment.

Investment trusts are UK public listed companies and as such comply with the requirements of the Financial Conduct Authority ('FCA'). They are not authorised or regulated by the FCA.

Baillie Gifford UK Growth Trust plc currently conducts its affairs, and intends to continue to conduct its affairs, so that the Company's Ordinary Shares can qualify to be considered as a mainstream investment product and can be recommended by Independent Financial Advisers to ordinary retail investors in accordance with the rules of the FCA in relation to non-mainstream investment products.

This document is important and requires your immediate attention.

If you are in any doubt as to the action you should take you should consult your stockbroker, bank manager, solicitor, accountant or other independent financial adviser authorised under the Financial Services and Markets Act 2000 immediately if you are in the United Kingdom or, if not, from another appropriately authorised financial adviser.

If you have sold or otherwise transferred all of your holding in Baillie Gifford UK Growth Trust plc, please forward this document, together with accompanying documents, but not your personalised Form of Proxy, as soon as possible to the purchaser of transferee, or to the stockbroker, bank or other agent through whom the sale or transfer was or is being effected for delivery to the purchaser or transferee.

Baillie Gifford™

Contents

Financial highlights	02
Strategic report	
Chairman's statement	05
Managers' report	09
The managers' core investment principles	13
Baillie Gifford's stewardship principles	14
Baillie Gifford proxy voting	15
Environmental, social and governance engagement	17
Review of investments	22
List of investments	26
One year summary	28
Five year summary	29
Ten year record	30
Business review	32
Governance report	
Directors and management	44
Directors' report	46
Corporate governance report	51
Audit Committee report	59
Directors' remuneration report	61
Statement of Directors' responsibilities	65
Financial report	
Independent auditor's report	67
Income statement	75
Balance sheet	76
Statement of changes in equity	77
Cash flow statement	78
Notes to the financial statements	79
Shareholder information	
Notice of Annual General Meeting	93
Further shareholder information	99
Communicating with shareholders	101
Glossary of terms and Alternative Performance Measures	104
Sustainable Finance Disclosure Regulation	107

The principal investment objective of the Company is to achieve capital growth predominantly from investment in UK equities, with the aim of providing a total return in excess of the FTSE All-Share Index.

Financial highlights

Year to 30 April 2024

Total returns*

Share price

-0.5%

NAV

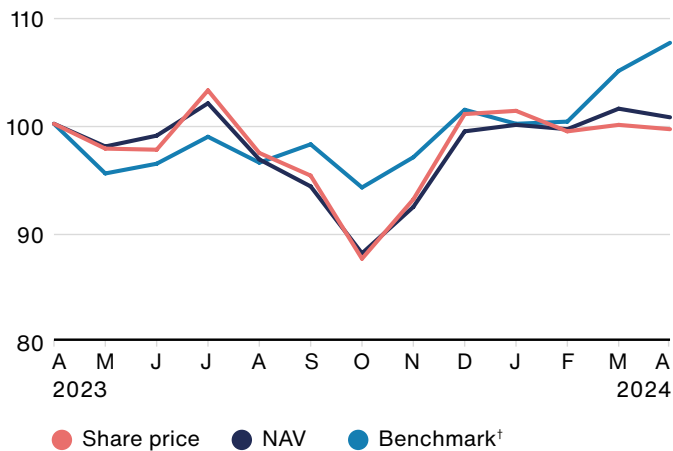
0.6%

Benchmark

7.5%

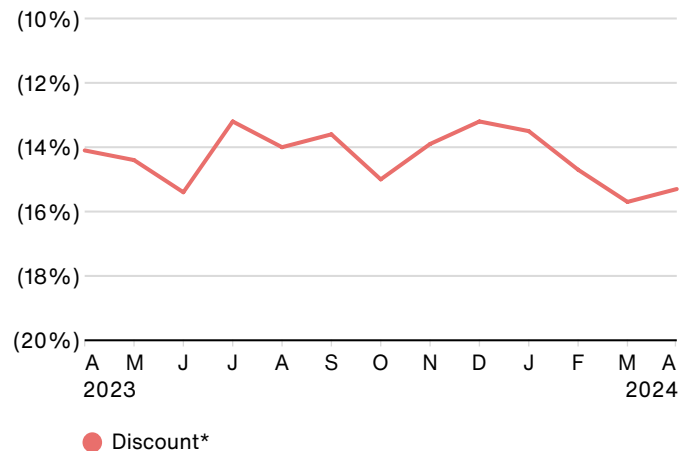
Share price total return*

(figures rebased to 100 at 30 April 2023)



Discount*

(figures plotted at month end dates)



* Alternative performance measure — see Glossary of Terms and Alternative Performance Measures on pages 104 to 106.

† The benchmark is the FTSE All-Share Index.

Source: LSEG/Baillie Gifford and relevant underlying index providers. See disclaimer on page 103.

Past performance is not a guide to future performance.



The Shard. London, UK

Strategic report

The Strategic report, which includes pages 04 to 42 and incorporates the Chairman's statement has been prepared in accordance with the Companies Act 2006.

Chairman's statement



Carolan Dobson

Chairman

Appointed to the Board in 2014 and as Chairman in 2016

Performance

In this, my final period as Chairman, it is disappointing to report on a period of underperformance. For the year to 30 April 2024, the Company's net asset value ('NAV') total return (capital and income) was 0.6% compared to 7.5% for the FTSE All-Share Index total return. The Company's share price total return declined 0.5% and the shares ended the period at a 15.3% discount to the Company's NAV compared to 14.1% a year earlier.

In 2018 when the Board took the decision to appoint Baillie Gifford to manage the Company's assets, it was in the expectation that a growth-focussed UK equity mandate would deliver positive absolute and relative returns over the long term. Since then, whilst there have been periods of good performance, the longer-term results have not been as expected. Over five years to 30 April 2024, the Company's NAV total return was only 3.0% at a time when the FTSE All-Share Index total return was 30.1%.

Board composition

As highlighted in my report last year, I will not be standing for re-election to the Board at the upcoming AGM as I will have completed ten years of service and I am standing down from the Board on 14 June 2024. Earlier this year our Chair of the Audit Committee, Andrew Westenberger, led a recruitment process supported by an external recruitment consultant, Trust Associates, to find my successor. Mr Neil Rogan was appointed to the Board on 1 January 2024 and will take over as Chairman on 14 June 2024. Neil is an experienced Investment Trust Chairman and non-executive director. He also spent 30 years as an investment manager with Touche Remnant, Flemings and most recently Gartmore/Henderson where he was Head of Global Equities.

Subject to the outcome of the Company's continuation vote, I leave knowing that the Company has a strong Board dedicated to operating in the best interests of shareholders.

Board review

In February, the Board conducted a rigorous review of the services Baillie Gifford provides to the Company to inform the Board as to what it should recommend to shareholders for the continuation vote due at this year's Annual General Meeting ('AGM').

The Board reviewed the Managers' provision of company services, third party oversight, internal risk controls, marketing, shareholder support, quality of staff and overall commitment to our Company and the investment trust sector and found these to be of an excellent quality, provided with commitment and integrity.

Turning to our Company's investment performance, the Board reviewed the Managers' investment philosophy and processes, the portfolio risk analysis, the largest stock contributors to positive and negative performance, the quality of the companies held in the portfolio, turnover levels and style tilts. The Board found these to be in line with the Managers' committed growth style and that predicted risk of investments was set appropriately for a committed growth-orientated long-term fund. The Board examined the quality of the Managers' research before stock purchase and thereafter and found it very thorough and informed.

There has been much press comment about the difficulties the UK stock market is facing, the lack of traditional buyers for UK equities and the pressure that companies feel to move their listings to the US to achieve higher ratings. The Board examined these issues with the support of their corporate brokers and Baillie Gifford and found that whilst these problems were real, they were not overwhelming. There are several brokers providing research on each of our companies, and none of our portfolio companies, that are currently held, have moved their listing. The UK equity market is now generally considered to be inexpensive. That view is supported by the number of takeover approaches appearing for UK listed companies both from private equity buyers and international companies.

Over this five-year period the macroeconomic backdrop of sluggish economic growth, rising interest rates and a spike in inflation has not been conducive to Baillie Gifford's growth investment style. In addition, the UK benchmark index has a significant exposure to resource and financial companies whose profits tend to be cyclical with limited long term sustainable growth and as such are not areas that meet the Managers' long term growth requirements.

These broader style and macroeconomic factors explain a significant amount of the investment underperformance but not all. The balance between successful and unsuccessful individual stock investments over this period has not been in the Company's favour.

The Managers' report on pages 09 to 12 provides further detail on the investment performance of the portfolio.

Unquoted investments

In January 2022 we made our first investment in an unquoted company by investing into the shares of Wayve, a UK software company developing an AI system that allows vehicles to learn whilst driving. This is an extremely competitive area with many companies operating in it and it is a tribute to Wayve's technology excellence that a recent funding round has raised more than \$1billion from Softbank, Microsoft and Nvidia.

Following how we valued this company since investment is a good example of how we approach unquoted valuations. We initially invested £1,516,000 but when similar listed companies' share prices fell, we lowered our valuation to £582,000 on 31 October 2023. Now this recent funding valuation has established a deal price, we have revalued the shares to the deal price, and they are now valued at £3,338,000.

A handsome uplift on our purchase price of 120% and a good reflection of how long-term growth investing with commitment and analysis can bear rewards.

Continuation votes and performance-triggered exit opportunity

In accordance with the Company's Articles of Association, shareholders have the right to vote on the continuation of the Company every five years, the next vote being at this year's Annual General Meeting in September.

Having concluded its review of Baillie Gifford's ability to deliver on the Company's investment objective, the Board continues to believe firmly in the Company's mandate and has confidence that over the longer term the portfolio managers, through application of Baillie Gifford's investment process, have the capacity to outperform. Accordingly, the Board is recommending that shareholders vote in favour of continuation at the Annual General Meeting.

The Board believes that the current style headwinds will not last forever and growth will resume its historical outperformance. The Board is reassured that the current portfolio is populated with exciting growth businesses with strong competitive positions and large market opportunities. The fundamentals of the portfolio look strong, with 97% of the portfolio having positive earnings or cashflows and 1-year forward sales growth and earnings better than the index (6.0% and 7.6% 1-year forward sales and earnings growth compared to 2.7% and 5.6% for the FTSE All-Share Index).

However, the Board recognises shareholders' patience will have been tested by the last three years of underperformance and, following consultation with shareholders representing a material proportion of the Company's share capital, if the continuation vote is passed at the Annual General Meeting the Board makes the following commitments, which it believes will provide greater certainty for shareholders in the event that underperformance were to continue:

1. The Board will introduce a one-off 5-year performance triggered exit opportunity whereby, in the event the Company's NAV per share total return over the 5-year period from 30 April 2024 to 30 April 2029 does not equal or exceed the total return on the Company's benchmark (FTSE All-Share Index), the Company will provide shareholders with the opportunity to realise their investment in full at close to NAV per share.
2. The Company will put forward a resolution at the Annual General Meeting to be held by the Company in 2027 for the continuation of the Company. This is in addition to the five-yearly continuation votes in the Company's Articles of Association and, as such, a continuation vote is expected to be held in 2029 as well.

The Board believes these commitments are in the best interests of shareholders as a whole.

Share issuance and buy-backs

Since issuing shares in 2021 and 2022, the Company's shares have de-rated and moved to trading at a discount to NAV. Over the course of the year to 30 April, the Company has bought back on 67 occasions, buying into treasury 3,841,977 shares, which represents 2.6% of the Company's issued share capital as at 30 April 2023. Since the financial year end, a further 635,000 shares have been bought back. The Company currently has 14,873,677 shares held in treasury.

The Company's share buy-back policy seeks to operate in the best interests of shareholders by taking into account the relative level of the Company's share price discount to NAV when compared with peer group trusts, the absolute level of discount, volatility in the level of discount and the impact from share buy-back activity on the long-term liquidity of the Company's issued shares.

The Board recognises the importance to shareholders that the Company's shares should not persistently trade at a significant discount to NAV in absolute terms or relative to the peer group and, while the Board does not believe it is appropriate to publish a specific discount target, the Board would expect to be more active in buying back shares, when appropriate.

The Company benefits from the flexibility of being able to issue new shares or to re-issue any shares that might be held in treasury when there is sufficient demand at a premium to NAV as this helps to improve trading liquidity and reduces ongoing costs by being asset accretive. The Company is seeking to renew the annual issuance authority at its AGM. To avoid any dilution to existing investors, shares held in treasury and any new shares would only be re-issued/issued at a premium to NAV and after associated costs.

Gearing

During the year, the Company renewed its one-year £30 million revolving credit facility with The Royal Bank of Scotland International Limited. Drawn and invested gearing stood at 6% and 5% of shareholders' funds as at the Company's year-end compared to 5% and 3% respectively a year earlier.

The Board sets internal guidelines for the portfolio managers' use of gearing which are altered from time to time but are subject to net effective gearing not representing more than 20% of shareholders' funds.

Earnings and dividends

The net revenue return per share for the year was 5.68p, versus 4.05p in 2023. The year-on-year increase was largely a consequence of increased dividends received as well as special dividends from Lancashire Holdings and 4imprint. A final dividend of 5.60p per share, payable on 13 September 2024 to shareholders on the register as at 16 August 2024, is being recommended to shareholders.

The Company's priority is capital growth so shareholders should not rely on receiving a regular or growing level of income from their investment in this Company.

Sustainability Disclosure Requirements ('SDR')

In November 2023, the Financial Conduct Authority ('FCA') published its sustainability disclosure requirements and investment labels regime ('SDR') to address concerns about misleading sustainability claims. SDR includes an opt-in labelling regime for sustainable investment products, additional disclosure requirements and restrictions on the use of sustainability terms. It also establishes anti-greenwashing ('AGW') rules. Investment trusts and their Managers are in scope of the SDR. Although investment trusts are not directly in scope of the AGW requirements, the rules apply indirectly to them, mostly via obligations imposed on their Managers.

Although Environmental, Social and Governance ('ESG') factors are taken into consideration by our portfolio managers as part of their investment analysis, the Company itself does not have an explicit sustainability objective and so under SDR is potentially going to be categorised as 'Non-labelled' rather than 'Labelled' or 'Other'.

Annual General Meeting

It is intended that the Company's AGM will be held on Wednesday 4 September 2024 at 12.00 noon at the Leonardo Royal Hotel London City, 8-14 Cooper's Row, London, EC3N 2BQ. Shareholders are warmly invited to attend however regular attendees should note that this is a different venue to the one used in recent years. To accurately reflect the views of shareholders of the Company, the Board intends to hold the AGM voting on a poll, rather than on a show of hands.

The meeting will include a presentation by the portfolio managers on the prospects for UK equities and the positioning of the portfolio. They and the Board will be available to answer any questions. Light refreshments will be available.

Outlook

The portfolio managers and the Board believe that the portfolio's current valuations fail to adequately reflect the value of the progress being made by the investee companies. If this observation is correct, once the macro backdrop becomes more favourable for growth investors, for example lower interest rates and reduced levels of inflation and/or a more stable geopolitical backdrop, then the significantly higher growth expectations for the portfolio against the broader market should act as a catalyst for long-term share price appreciation.

The current portfolio is comprised of exciting growth businesses with large market opportunities, strong competitive positions and, importantly, the cultural adaptability to succeed in a rapidly changing world. Having the nerve and patience to continue holding them through turbulent times is likely to be key in realising their long-term potential.

Carolyn Dobson
Chairman
13 June 2024

Managers' report

This year we have segmented our Managers' report so that it starts with a summary of the drivers of shorter term performance before then reflecting on performance over the past five years and the factors behind this. It ends with some commentary on the outlook for the portfolio and the companies held.

Performance

We discussed the disappointing short-term performance of the first half of the Company's financial year in the interim report. In the second half of the year, the Company's NAV total return broadly matched the index, the FTSE All-share total return, so the result for the year remained unsatisfactory (over the six months to 30 April 2024, the Company's NAV per share total return was 14.2% compared to 14.2% for the FTSE All-Share total return). There are a number of strands to this: while the absolute performance of the index over the year was respectable, the performance of individual holdings in the portfolio was much more dispersed, reflecting in particular a slant to the downside with the stockmarket displaying displeasure at any unexpected bad news, particularly with growth businesses. For example, a further unexpected charge against profits led to a further lurch down in the share price of wealth manager St James's Place, while concerns about the health of the Chinese economy notably impacted the shares of pig breeder Genus, life insurer Prudential and to some extent the luxury goods retailer Burberry. While painful in the short term, we believe in all these cases there remains a long term growth investment case in and we are patiently sticking with them. For example with Prudential, the growth case involves its exposure to a wide variety of fast growing Asian life insurance markets where it has strong competitive positions that allows it to weather the shorter term vagaries of the GDP growth in one country.

Moreover, an impressive new management team have articulated a clear and simple strategy that they are beginning to execute on. This is not meant to be dismissive of possible China risks for Prudential but as bottom up stock pickers we see this is an example of a business that is growing and getting stronger even if the share price appears disconnected to these fundamentals.

Although some other businesses that had guided to softer short-term trading fared better, such as the leader in UK kitchens Howden Joinery and IT services business Softcat, a greater number in the portfolio simply marked time as the market appeared to place more emphasis on the cloudy near term economic and geopolitical outlook, rather than the long term opportunities for the businesses. We did see particularly strong operational performance rewarded in the strong share price performance of specialist marketer 4imprint and the foreign exchange payment disruptor Wise. Lastly, Wayve, our sole unquoted investment, which is an autonomous driving technology business, was written up substantially following its latest funding round where a significant sum of new investment was raised at a higher valuation.

5-year review

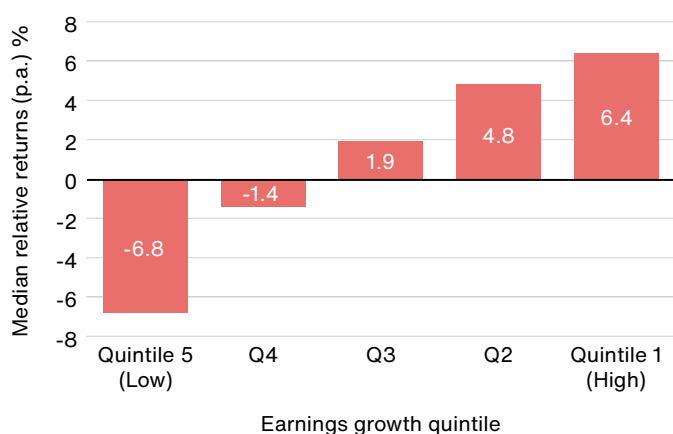
It is five years since the Company's last Continuation Vote. When we took over the management of the Company from Schroders, we asked shareholders to judge us over five years. The results are not what we, the Board or you as a fellow shareholder would have hoped for, having underperformed by 4.8% p.a.. We were therefore asked by the Board to examine the data, offer our perspectives and explain why we feel confident about the portfolio being in good shape from here, despite the disappointing outcome so far.

A recap of how we invest

Our investment philosophy is anchored around a core belief that share prices will follow fundamentals over the long term. We try to identify companies that will deliver superior earnings growth and hold onto them long enough for their unique competitive and cultural strengths to emerge as the dominant influence on share prices. The following chart provides some evidence to support this approach as it shows the striking correlation between superior long-term earnings growth and stock price returns for the FTSE All-Share. However, the path is not always a smooth one and there will be periods when our style of investing will be out of favour.

Delivered median total returns by earnings growth quintile

Rolling five-year horizons (1994 - 2023)



Source: FactSet, FTSE All-Share. The universe consists of all stocks listed in the FTSE All-Share Index at each starting period and excluding repetitions.

Past performance is not a guide to future returns. All investment strategies have the potential for profit and loss.

Why hasn't our investment approach worked recently?

Since taking over the management of Baillie Gifford UK Growth Trust, we believe that the macroeconomic backdrop has had an unusually dominant influence on investment outcomes. For example, if we consider calendar year NAV performance, as detailed in the table below, we can see that the portfolio delivered robust relative returns during the initial shock of COVID-19 in 2020 as many of the high-margin, capital-light, well-capitalised companies held were better able to weather the pandemic and, in some cases, directly benefited from global lockdowns. However, relative performance started to struggle in 2021 as economies re-opened and supply chains struggled to operate smoothly.

Discrete annual performance

to 31 December each year

	2019	2020	2021	2022	2023
Share price	28.7%	12.7%	8.2%	-29.9%	2.3%
NAV	25.3%	4.6%	12.1%	-22.0%	4.2%
Index	19.2%	-9.8%	18.3%	0.3%	7.9%

Source: Morningstar, FTSE, Total return in sterling.
Index: FTSE All-Share Index

In 2022, the conflict in Ukraine put still greater upward pressure on prices and interest rates rose sharply. It was at this point in 2022 that our performance was most challenged in both absolute and relative terms. Why? The stock market had to process the imperative to discount future cash flows at a higher rate. Conventional wisdom dictates that the multiples applied to future earnings streams should compress in a more inflationary environment, so the market had to grapple with the right 'new normal' multiple to attach to equities. Growth businesses, which are valued on the premise of long-duration earnings streams projected out into the future, underwent a sharp decline in their share prices. To put it simply, the market backdrop over the past few years has given rise to an environment where the share prices of growth companies have been hit indiscriminately, regardless of the fundamental operational progress they are making. We believe that much of the recent underperformance of the portfolio has been down to this - our investment style being out of favour - rather than too many poor investment decisions. To be clear, we have made individual mistakes that have hurt performance, and we have learnt from these experiences, but the magnitude of the underperformance cannot be explained by these.

Could we have mitigated the underperformance?

We asked the investment risk team at Baillie Gifford to undertake analysis to identify whether we could have done anything different from 2021 when performance turned down. The short answer is that after looking at various scenarios, the only way we could have achieved an outcome aligned with the index would have been to significantly change the portfolio by taking large new positions in some of the largest businesses in the UK, such as Shell, BP and HSBC. Many of these companies in our view do not have obvious long term growth potential but they have been beneficiaries of the macroeconomic turmoil described above because of their near term earnings certainty. Owning many of these large 'value' stocks would have mitigated underperformance, however, it would have also undermined our active, bottom up, long-term growth investment style. We consider it imperative to stick to our long-term growth investment philosophy because the alternative is trying to second guess, and trade around, short term swings in "style" in stock markets. Attempting to do so in our view could make things far worse for shareholders.

Why do we believe that performance will improve over the next five years?

With a high inflationary and interest rate environment, we understand why our style of growth investing has been out of favour with

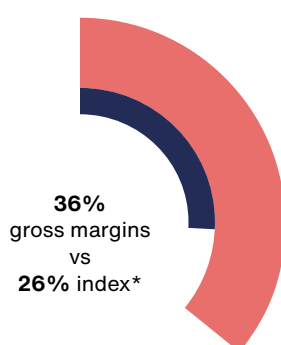
the market. However, we believe that current valuations fail to adequately reflect the value of the progress we are seeing in the businesses we invest in; they underestimate the adaptability of the management teams running these businesses, and they overlook the resilient financial characteristics that the portfolio possesses. Rather than a cause for despondency, this disconnect between share prices and fundamentals is a key reason why we remain confident in the long-term outlook for the performance of the portfolio.

The three charts below illustrate the superior quality and resiliency characteristics of the portfolio relative to the index. While we would urge caution in relying too heavily on spuriously precise earnings forecasts, it is encouraging that the portfolio is invested in companies with higher growth expectations than the broader market.

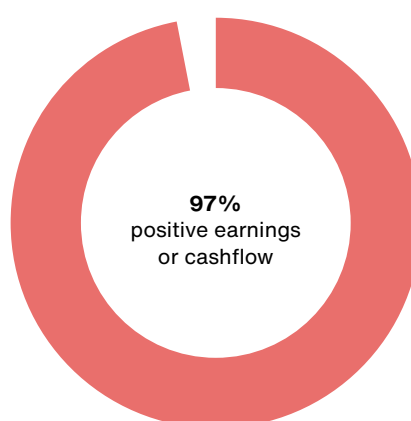
Why does this matter? As we noted earlier, our investment philosophy is anchored around a core belief that share prices will follow fundamentals over the long term. Enduring growth should act as a catalyst for long-term share price appreciation.

We continue to believe the portfolio is populated with exciting growth businesses, with large market opportunities, strong competitive positions, and importantly, the cultural adaptability to succeed in a rapidly changing world. Having the nerve and patience to continue holding them through turbulent times is key to realising their long-term potential.

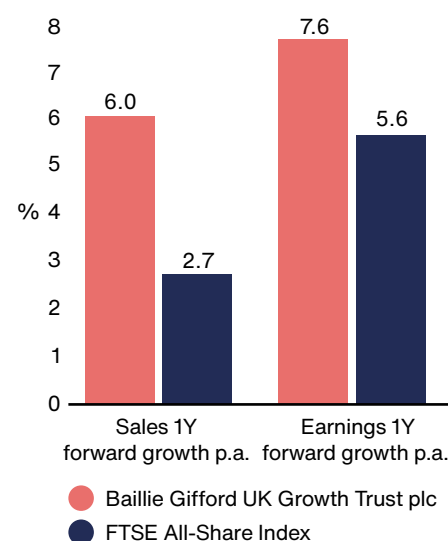
Solid foundations



Resilient financials



Compelling growth expectations



Source: Baillie Gifford & Co, FactSet, FTSE. As at 30 April 2024. Sterling. Baillie Gifford UK Growth Trust.

*Index: FTSE All-Share Index.

Portfolio and index earnings figures exclude companies with negative earnings.

Outlook for the portfolio

We see an abundance of significant and unrecognised potential within the current portfolio. We see it in long-standing holdings like Auto Trader, Experian and Ashtead which have been working successfully to expand their already substantial market opportunities, are embedding themselves ever more deeply into their customers' businesses and whose competitive advantages are now deeper than they have ever been. We also see it in relatively more recent purchases like IT service providers Kainos and Softcat which enjoy multi-decade growth tailwinds from the adoption of technology by both enterprises and the public sector, and where the market fails to appreciate unique cultural strengths which make both stand out from competitors and be most trusted advisors to customers.

Despite all the doom and gloom surrounding the state of innovation in the UK, we look to long-standing holdings like Renishaw and Genus whose commitment to research and development spending, we believe, will yield significant results in the coming decade by enabling manufacturers and farmers across the globe to solve some of their most pressing productivity and sustainability challenges.

Earlier in their lifecycles are companies like AI autonomous driving start-up Wayve, the surgical endoscopy business Creo Medical, and next generation sequencing company Oxford Nanopore. All three are at the vanguard of progress in their respective fields and are true world leaders.

We invest in companies for decades, so trust in management is of great importance for us. We are fortunate to be invested alongside some of the most accomplished leadership teams such as those at Games Workshop and 4imprint whose long-term mindset and dedication to doing the right thing have been a crucial ingredient in the enormous success both businesses have achieved over time.

Your portfolio managers work in an investment firm which allocates capital to some of the most promising public and private enterprises across the world. We can both say, with some confidence, that the companies in this portfolio can hold their own across that global investment stage.

Iain McCombie and Milena Mileva
Baillie Gifford & Co
13 June 2024

The managers' core investment principles

Investment philosophy

The following are the three core principles underpinning our investment philosophy. We have a consistent, differentiated long-term investment approach to managing UK equities that should stand investors in the Company in good stead:

Growth

We search for the few companies which have the potential to grow substantially and profitably over many years. Whilst we have no insight into the short-term direction of a company's share price, we believe that, over the longer term, those companies which deliver above average growth in cash flows will be rewarded with above average share price performance and that the power of compounding is often under-appreciated by investors. Successful investments will benefit from a rising share price and also from income accumulated over long periods of time.

Patience

Great growth companies are not built in a day. We firmly believe that investors need to be patient to fully benefit from the scale of the potential. Our investment time horizon, therefore, spans decades rather than quarters and our portfolio turnover is significantly below the UK industry average. This patient, long-term approach affords a greater chance for the superior growth and competitive traits of companies to emerge as the dominant influence on their share prices and allows compounding to work in the investors' favour.

Active investment management

It is our observation that too much attention is paid to the composition of market indices and active managers should make meaningful investments in their best ideas regardless of the weightings of the index. As a result, shareholders should expect the composition of the portfolio to be significantly different from the benchmark and hence the outcome in returns (in both good and bad periods) will also be significantly different from the benchmark. This differentiation is a necessary condition for delivering superior returns over a long-term time horizon.

Portfolio construction flows from the investment beliefs stated above.

Baillie Gifford's stewardship principles

Baillie Gifford's overarching ethos is that we are 'Actual' investors. That means we seek to invest for the long term. Our role as an engaged owner is core to our mission to be effective stewards for our clients. As an active manager, we invest in companies at different stages of their evolution across many industries and geographies, and focus on their unique circumstances and opportunities. Our approach favours a small number of simple principles rather than overly prescriptive policies. This helps shape our interactions with holdings and ensures our investment teams have the freedom and retain the responsibility to act in clients' best interests.

Long-term value creation

We believe that companies that are run for the long term are more likely to be better investments over our clients' time horizons. We encourage our holdings to be ambitious, focusing on long-term value creation and capital deployment for growth. We know events will not always run according to plan. In these instances we expect management to act deliberately and to provide appropriate transparency. We think helping management to resist short-term demands from shareholders often protects returns. We regard it as our responsibility to encourage holdings away from destructive financial engineering towards activities that create genuine value over the long run. Our value will often be in supporting management when others don't.

Alignment in vision and practice

Alignment is at the heart of our stewardship approach. We seek the fair and equitable treatment of all shareholders alongside the interests of management. While assessing alignment with management often comes down to intangible factors and an understanding built over time, we look for clear evidence of alignment in everything from capital allocation decisions in moments of stress to the details of executive remuneration plans and committed share ownership. We expect companies to deepen alignment with us, rather than weaken it, where the opportunity presents itself.

Governance fit for purpose

Corporate governance is a combination of structures and behaviours; a careful balance between systems, processes and people. Good governance is the essential foundation for long-term company success. We firmly believe that there is no single governance model that delivers the best long-term outcomes. We therefore strive to push back against one-dimensional global governance principles in favour of a deep understanding of each company we invest in. We look, very simply, for structures, people and processes which we think can maximise the likelihood of long-term success. We expect to trust the boards and management teams of the companies we select, but demand accountability if that trust is broken.

Sustainable business practices

A company's ability to grow and generate value for our clients relies on a network of interdependencies between the company and the economy, society and environment in which it operates. We expect holdings to consider how their actions impact and rely on these relationships. We believe long-term success depends on maintaining a social licence to operate and look for holdings to work within the spirit and not just the letter of the laws and regulations that govern them. Material factors should be addressed at the board level as appropriate.

Baillie Gifford proxy voting

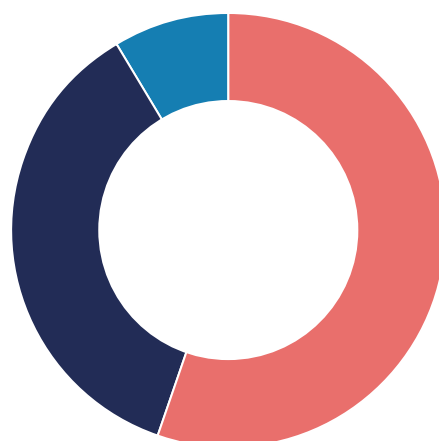
We believe that 'active ownership' of our clients' holdings is as important as selecting the right investments in the first instance. These guidelines are aligned with our stewardship principles and describe our approach to proxy voting and company engagement, the key levers of active ownership, often described as 'stewardship'.

While these guidelines are intended to provide an insight into how we approach voting on our clients' behalf, it is important to note that we assess every company individually. In voting, we will always evaluate proposals on a case-by-case basis, based on what we believe to be in the best long-term interests of our clients, rather than rigidly applying a policy.

A broad cross section of our investment staff are involved in our ongoing work on stewardship. In the same way that our investment approach is based around empowered and independent teams, our voting and engagement is led by the individual investment teams. In keeping with our decentralised and autonomous culture, our investment teams will, on occasion, elect to vote differently on the same general meeting resolutions. Where this happens, we report accordingly in the proxy voting disclosure on our website. We also have clear processes in place to identify, prevent and manage potential proxy voting related conflicts of interest to ensure that in all cases the firm acts in the clients' best interest. Baillie Gifford's firm-wide conflict of interest disclosure is available on our website.

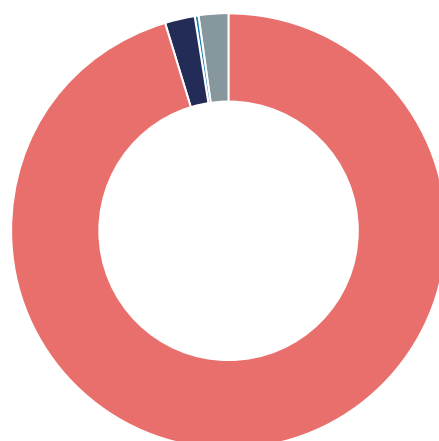
Prior to taking any voting action, we usually address specific ESG concerns by engaging directly with the company, using voting as an escalation mechanism if we have not seen sufficient progress. Voting activity and the reasons for any resolutions voted against in the period is disclosed on the Company website and can be viewed at bgukgrowthtrust.com.

Company meeting record



● Number of meetings voted with management	26
● Number of meetings with at least one against, withhold or abstain	17
● Meetings not voted	4

Voting distribution



● Votes for	95.4%
● Votes against	2.1%
● Votes abstained	0.4%
● No vote	2.1%



Peak District, UK

Environmental, social and governance engagement

By engaging with companies, we seek to build constructive relationships with them, to better inform our investment activities and, where necessary, effect change within our holdings, ultimately with the goal of achieving better returns for our shareholders. The four following examples demonstrate our stewardship approach through constructive, ongoing engagement.

Hargreaves Lansdown

Objective

To establish progress in relation to board appointments and have an introductory meeting with the new CEO.

Discussion

In May 2023, we had a meeting with the chair, Deanna Oppenheimer, to discuss the timeline for appointing the new CEO Dan Olley. Later in the year, we had an introductory meeting with Mr Olley, who took up his role as CEO in August. He previously served as a non-executive director on the company's board. We discussed his priorities, which include driving growth and increasing the pace of change in the business. We shared with him our thoughts on the company.

Outcome

In our meeting with the chair, we were reassured that the regulatory process was progressing well and that Mr Olley, as a board member, had good insight into the implementation of the group's investment strategy. Following our meeting with Mr Olley, we were pleased that he was finally in the CEO seat. Our intention is to leave him to get on with the job and we expect to engage again in the first half of 2024.

Ashtead

Objective

During the period, Ashtead published its annual report and failed to disclose its Scope 3 carbon emissions despite previously assuring us that the information would be published. We then spoke with its head of ESG to understand the reasons for not reporting the relevant carbon data. We were also provided with an update on the company's decarbonisation progress.

Discussion

Having spoken to the same individual in 2022 and emphasised the importance of disclosing Scope 3 emissions, we expected Ashtead to begin reporting on this in its latest annual report. We believe that disclosure of both direct and supply chain carbon emissions enables investors to measure the potential risk a company faces from exposure to carbon taxes. Our latest discussion highlighted the difficulty Ashtead faces in reasonably estimating both the 'in use' emissions from rented plant equipment and particularly the lifetime emissions once equipment is subsequently sold. Ashtead's asset portfolio involves more than one million items of plant equipment, so the potential for variability in overall estimated emissions is significant. The company worked with a consultant for several years, who had built a custom model for Ashtead to employ in assessing all its greenhouse gas emissions. However, despite working closely together, Ashtead was not entirely satisfied with the assumptions and modelling used by the consultant and ultimately decided to rebuild parts of the model in-house. This led to delays with the previously communicated timeframe and hence the decision to not report data with lower accuracy in estimation. We also learnt further details about various initiatives Ashtead is pursuing across its operations to reduce its emissions footprint. These include trialling very large electric trucks in California and also expanding the company's use of renewable diesel across the US.

Outcome

We were reassured by the explanation provided and recognise that Ashtead is continuing to work towards estimating the company's Scope 3 emissions footprint with reasonable accuracy. We were assured that the relevant data will be published no later than its next annual report. Following our engagement, in Q1 2024, we were pleased to see that Ashtead had published its Scope 3 emissions data.

Abcam

Objective

Our stewardship often involves engaging with a wide range of stakeholders. For example, during the year we spoke with Dr Jonathan Milner (co-founder and shareholder in Abcam) in order to help finalise our position on Danaher Corporation's US\$24-a-share cash bid for Abcam.

Discussion

At the end of Q3 2023, Dr Milner set out his view that the bid undervalued Abcam and that he could deliver the existing strategy in a more disciplined way with a new board. He explained that this would require the bid to be defeated at the EGM and then he would call another EGM to replace most of Abcam's board. Dr Milner explained that he was restricted in what he could tell us about his shadow board so we were given no insight into who its members might be. We discussed the risks inherent in such significant board change, including the potential for a messy leadership transition. We talked about the potential for employee disruption given his intended focus on cost-cutting (including pay) and the risk that Abcam scientists might defect to Danaher if the bid failed. On valuation, while we had sympathy with his view that Danaher's offer undervalued the long-term potential of the business, we did not share his conviction that a higher offer would be forthcoming from Danaher if this offer was rejected.

Outcome

Having engaged with multiple stakeholders post the takeover bid announcement, we undertook the sale of our holding before the EGM. We did so with a heavy heart having been investors since Abcam's listing on AIM in 2005. Our decision reflected, on the one hand, our reluctance to endorse the board's valuation of the business and, on the other, our unease about the material uncertainties ahead if the bid was defeated. Shortly before the EGM, Dr Milner conceded defeat and the takeover by Danaher was approved.

Boohoo.com

Objective

We engaged with Boohoo on several occasions following the revelations in 2020 regarding the working conditions inside the company's operations in Leicester. Over the course of the past year, we took the opportunity to examine the progress the company had subsequently made, particularly with auditing the extensive supply chain.

Discussion

Speaking with the Director of Responsible Sourcing and Product Operations (RESPO), we learned that Boohoo had recruited extensively since 2020, and his department employs more than 130 individuals. Having been recruited to develop RESPO, he now had responsibility for onboarding all new suppliers, auditing the existing supply chain (approximately 1,100 direct suppliers) and managing all raw material sourcing. The Director of RESPO highlighted the previous lack of internal controls and reporting processes to ensure consistent, minimum supply chain standards across the business. Over the last few years, his team had been consolidating and comprehensively mapping the company's entire factory supply chain. This provides greater oversight and enables the business to manage the increasing regulatory requirements for enhanced supply chain disclosure. Unlike many of its peers, Boohoo now publishes a list of all its tier-1 suppliers online. We also learned about cotton programmes such as CottonConnect, which enables Boohoo to work directly with farmers in Pakistan to reduce their use of chemicals and boost their yields. As with factory suppliers, the company is currently mapping the supply chain for all its key raw materials and will publish the results by 2025. We also spoke about how the company had begun to use DNA sample analysis to trace the exact soil location of cotton in the supply chain. This technology is being used to reduce the risk of cotton grown in Xinjiang, China, being used within Boohoo's supply chain. Under recent legislation, many suppliers of cotton from Xinjiang are prohibited from US importation.

Outcome


This was part of ongoing engagement to deepen our understanding of the challenges that exist for both the company and the industry. We were encouraged by the progress made since 2020 but material supply chain risks remain. Following our engagement with the company, we decided to sell the holding in January 2024. Having let the dust settle on the post-pandemic headwinds, we concluded that the competitive backdrop had deteriorated significantly and that it was unlikely that the business will return to profitable growth over the medium term.



Dartford Crossing. Kent, UK

Review of investments

A review of the Company's ten largest investments as at 30 April 2024



Auto Trader Group

Dominant advertising portal for used cars in the UK. Through its large audience of UK car buyers and the continuous development of its unparalleled automotive data assets, Auto Trader is becoming ever more deeply embedded in the workflows of retailers. The company has significantly stepped up its efforts to evolve from an advertising to a transactional platform, providing a superior buying experience to consumers and helping retailers become more efficient.

Sector	Technology
Valuation	£15,065,000
% of total assets	5.0
Valuation at 30 April 2023	£13,706,000
% of total assets at 30 April 2023	4.4
Net purchases/(sales) in year to 30 April 2024	-

Experian

Credit analytics and data provider. It enables businesses to form an opinion on the creditworthiness of potential customers and helps consumers to understand and improve their ability to borrow. It also protects businesses and individual customers against fraud and identity theft. We see Experian as exceptionally well-placed to benefit from the relentless trend towards the digitisation of all aspects of both consumer and corporate life.

Sector	Industrials
Valuation	£14,798,000
% of total assets	4.9
Valuation at 30 April 2023	£11,376,000
% of total assets at 30 April 2023	3.7
Net purchases/(sales) in year to 30 April 2024	£1,401,000



© Games Workshop Limited

Games Workshop

Miniature gaming company, known for its fantasy game, Warhammer. Its excellent competitive position translates into strong pricing power and high margins. We believe its addressable market is expanding as the hobby gains popularity in the US & Far East. It is also focused on monetising its deep pool of intellectual property across the broader media space, as evidenced by its recent TV/film partnership with Amazon.

Sector	Consumer discretionary
Valuation	£14,735,000
% of total assets	4.9
Valuation at 30 April 2023	£14,758,000
% of total assets at 30 April 2023	4.8
Net purchases/ (sales) in year to 30 April 2024	-




© Ashtead Group plc

Ashtead

An equipment rental company operating predominantly in the US. It benefits from a structural shift towards increased rental penetration, underpinned by compelling economic and regulatory drivers. We see Ashtead as one of the leading consolidators in this very fragmented industry. We believe its scale and continued investments make it very hard for smaller competitors to match the breadth and availability of its equipment offering.

Sector	Industrials
Valuation	£14,059,000
% of total assets	4.7
Valuation at 30 April 2023	£11,014,000
% of total assets at 30 April 2023	3.6
Net purchases/ (sales) in year to 30 April 2024	-




© Volution Group

Volution Group

Manufacturer of ventilation products which range from simple extractor fans to more complex heat recovery solutions. Its products are very well-positioned to benefit from environmental regulation in building and construction. For instance, its heat recovery ventilation solutions are already helping customers to meet new energy efficiency building standards. This is a promising tailwind that could boost organic growth for years to come.

Sector	Industrials
Valuation	£13,946,000
% of total assets	4.7
Valuation at 30 April 2023	£13,888,000
% of total assets at 30 April 2023	4.5
Net purchases/ (sales) in year to 30 April 2024	-



Howden Joinery

Manufacturer and supplier of kitchens to small builders/property developers in the UK. Its decentralised, customer-centric business model has proved very successful and it is very well-positioned to continue to take market share. It has a compelling customer proposition which combines local depots in convenient locations, high stock-availability and good customer service. It also has a long-term opportunity to replicate its successful model in the less mature French market.

Sector	Consumer discretionary
Valuation	£12,600,000
% of total assets	4.2
Valuation at 30 April 2023	£9,847,000
% of total assets at 30 April 2023	3.2
Net purchases/(sales) in year to 30 April 2024	-

4imprint

Distributor of logo-printed promotional products. It operates in a large and highly fragmented market and has consistently taken market share from smaller competitors. Over the past few years, the long-term focused management team have transformed the efficiency of their marketing spend. We believe that the company's scale will become an increasing competitive advantage which, combined with strong financial characteristics, makes it an attractive investment.

Sector	Consumer discretionary
Valuation	£11,918,000
% of total assets	4.0
Valuation at 30 April 2023	£7,883,000
% of total assets at 30 April 2023	2.6
Net purchases/(sales) in year to 30 April 2024	£748,000

Renishaw

World leading engineering company. Renishaw has developed unparalleled expertise in metrology. It has a strong track record of innovations, which is underpinned by consistently high levels of research and development spending. Renishaw's products are integral to continued progress in advanced manufacturing and robotics.


Sector	Industrials
Valuation	£10,590,000
% of total assets	3.5
Valuation at 30 April 2023	£8,601,000
% of total assets at 30 April 2023	2.8
Net purchases/(sales) in year to 30 April 2024	£567,000



Wise

Global FX transfer company. Having recognised that the process of transferring money abroad is expensive, slow, opaque and inconvenient, Wise is on a mission to improve the process for both individual consumers and businesses. Wise's strong customer proposition provides the potential for a long run way for continued market share gains in what is a large, global, cross-border market.

Sector	Industrials
Valuation	£10,577,000
% of total assets	3.5
Valuation at 30 April 2023	£7,494,000
% of total assets at 30 April 2023	2.4
Net purchases/ (sales) in year to 30 April 2024	-



Softcat

Leading distributor of IT solutions. This is first and foremost a relationship business, and Softcat differentiates itself through the quality of service provided by its highly engaged employees, who share in the success of the business. Its business model and culture set it apart from its peers, and its scale and investments in developing its capabilities add to a sustainable competitive advantage.

Sector	Technology
Valuation	£9,720,000
% of total assets	3.2
Valuation at 30 April 2023	£5,344,000
% of total assets at 30 April 2023	1.7
Net purchases/ (sales) in year to 30 April 2024	£3,050,000

List of investments

as at 30 April 2024

Name	Business	Fair value £'000	% of total assets
Basic materials			
Rio Tinto	Metals and mining company	6,174	2.0
Victrex	Speciality high-performance chemicals manufacturer	1,712	0.6
		7,886	2.6
Consumer discretionary			
Games Workshop	Toy manufacturer and retailer	14,735	4.9
Howden Joinery	Manufacturer and distributor of kitchens to trade customers	12,600	4.2
4imprint	Direct marketer of promotional merchandise	11,918	4.0
RELX	Professional publications and information provider	5,871	2.0
Burberry	Luxury goods retailer	4,595	1.5
Moonpig	Online greetings card and gifting platform	3,565	1.2
		53,284	17.8
Consumer staples			
Diageo	International drinks company	7,894	2.6
		7,894	2.6
Financials			
AJ Bell	UK wealth manager	9,533	3.2
Legal & General	Insurance and investment management company	9,206	3.1
Just Group	Provider of retirement income products and services	8,113	2.7
Lancashire Holdings	General insurance	7,399	2.5
Prudential	International life insurer	6,463	2.1
Hiscox	Property and casualty insurance	5,954	2.0
IntegraFin	Provides platform services to financial clients	5,891	2.0
St. James's Place	UK wealth manager	4,668	1.5
Hargreaves Lansdown	UK retail investment platform	4,355	1.4
Molten Ventures	Technology focused venture capital firm	3,633	1.2
IG Group	Spread betting website	3,217	1.1
		68,432	22.8

Name	Business	Fair value £,000	% of total assets
Healthcare			
Genus	World leading animal genetics company	7,165	2.4
Creo Medical	Designer and manufacturer of medical equipment	749	0.2
Exscientia	Biotech company	518	0.2
Oxford Nanopore	Novel DNA sequencing technology	305	0.1
		8,737	2.9
Industrials			
Experian	Global provider of credit data and analytics	14,798	4.9
Ashtead	Construction equipment rental company	14,059	4.7
Volution Group	Supplier of ventilation products	13,946	4.7
Renishaw	World leading metrology company	10,590	3.5
Wise	Online platform to send and receive money	10,577	3.5
Bunzl	Distributor of consumable products	7,923	2.7
Inchcape	Car wholesaler and retailer	7,832	2.6
Halma	Specialist engineer	7,079	2.4
Bodycote	Heat treatment and materials testing	6,463	2.2
PageGroup	Recruitment consultancy	4,871	1.6
FDM Group	Provider of professional services focusing on information technology	2,701	0.9
		100,839	33.7
Real estate			
Rightmove	UK's leading online property portal	5,477	1.8
Helical	Property developer	3,702	1.3
		9,179	3.1
Technology			
Auto Trader Group	Advertising portal for second hand cars in the UK	15,065	5.0
Softcat	IT reseller and infrastructure solutions provider	9,720	3.2
Kainos Group	IT services and implementer	8,954	3.1
Wayve Technologies Ltd Series B Pref. ^①	Developer of full autonomous driving systems	3,338	1.1
First Derivatives	IT consultant and software developer	3,262	1.1
		40,339	13.5
Total Equities		296,590	99.0
Net Liquid Assets		2,913	1.0
Total Assets		299,503	100.0

^① Denotes unlisted (private company) investment.
Stocks in bold are the 20 largest investments.

One year summary

	30 April 2024	30 April 2023	% change	
Shareholders' funds	£283.2m	£294.4m		
Net asset value per share	193.0p	195.6p	(1.3)	
Share price	163.5p	168.0p	(2.7)	
FTSE All-Share Index			3.4	
Revenue earnings per ordinary share	5.68p	4.05p	40.2	
Dividends paid and payable in respect of the year	5.60p	3.60p	55.6	
Ongoing charges*	0.70%	0.70%		
Discount*	(15.3%)	(14.1%)		
Active share*	87%	85%		
Invested gearing*	5%	3%		
Year to 30 April	2024	2023		
Total returns (%)*				
Net asset value	0.6	1.1		
Share price	(0.5)	(1.3)		
FTSE All-Share Index	7.5	6.0		
Year to 30 April	2024	2024	2023	2023
Year's high and low	High	Low	High	Low
Net asset value per share	201.7p	165.6p	207.3p	164.5p
Share price	173.4p	141.8p	179.0p	141.5p
Discount*	(12.0%)	(16.6%)	(8.6%)	(17.2%)
	30 April 2024	30 April 2023		
Net return per ordinary share				
Revenue	5.68p	4.05p		
Capital	(5.42p)	(2.57p)		
Total	0.26p	1.48p		

For a definition of terms see Glossary of Terms and Alternative Performance Measures on pages 104 to 106.

* Alternative performance measure – see Glossary of Terms and Alternative Performance Measures on pages 104 to 106.

Source: LSEG/Baillie Gifford and relevant underlying index providers. See disclaimer on page 103.

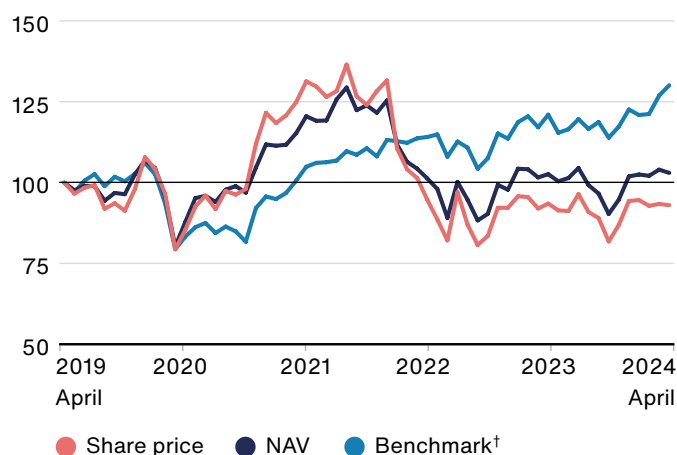
Past performance is not a guide to future performance.

Five year summary

The following charts indicate how an investment in Baillie Gifford UK Growth Trust plc has performed relative to its benchmark and its underlying net asset value over the five year period to 30 April 2024.

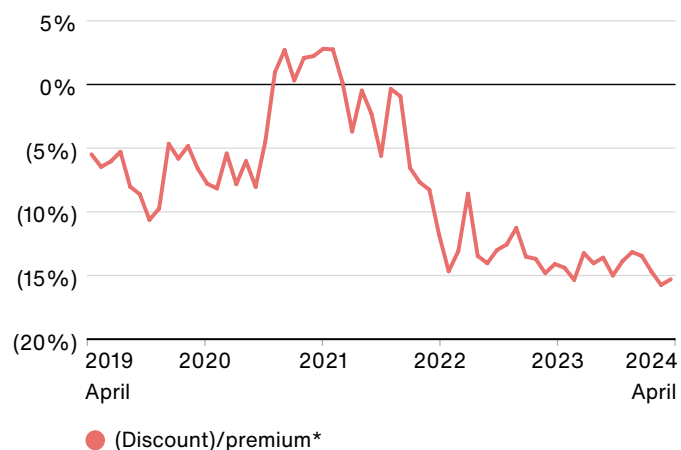
Five year total return* performance

(figures rebased to 100 at 30 April 2019)

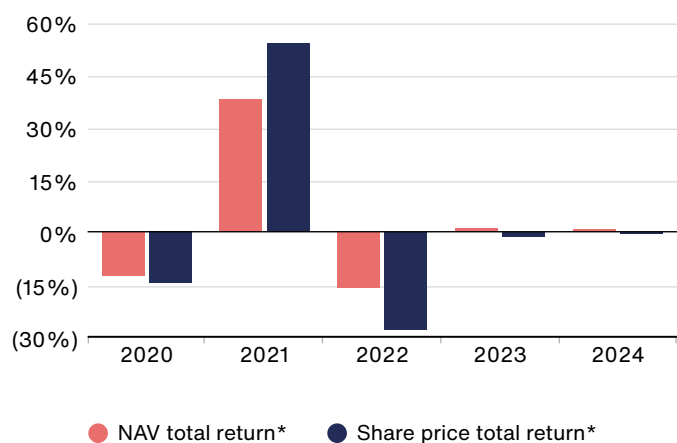


(Discount)/premium* to net asset value

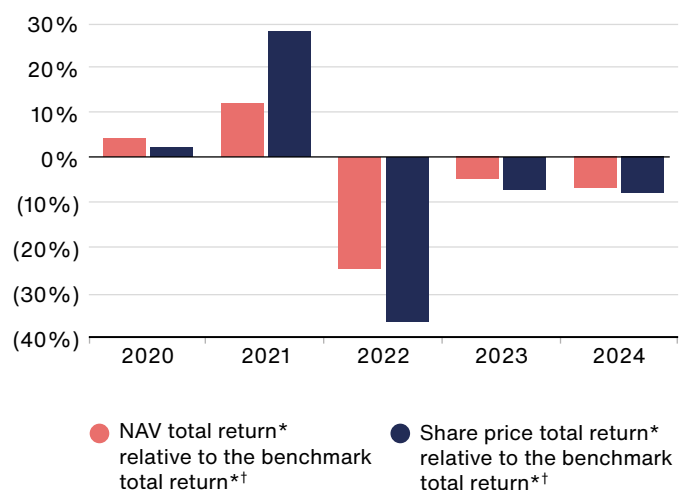
(figures plotted on a monthly basis)



Annual change in net asset value and share price



Annual net asset value and share price total returns* (relative to the benchmark† total returns)



* Alternative performance measure – see Glossary of Terms and Alternative Performance Measures on pages 104 to 106.

† The benchmark is the FTSE All-Share Index.

Source: LSEG/Baillie Gifford and relevant underlying index providers. See disclaimer on page 103.

Past performance is not a guide to future performance.

Ten year record

Capital

At 30 April	Total assets £'000	Borrowings £'000	Shareholders' funds £'000	Net asset value per share p	Share price p	(Discount)/ premium* %
2014	332,917	30,000	302,917	188.2	178.5	(5.2)
2015	298,837	-	298,837	185.7	167.0	(10.1)
2016	274,880	-	274,880	171.4	152.9	(10.8)
2017	304,372	-	304,372	195.6	168.5	(13.9)
2018	324,252	12,000	312,252	207.5	187.5	(9.6)
2019	305,735	-	305,735	203.1	192.0	(5.5)
2020	263,659	-	263,659	175.2	161.5	(7.8)
2021	365,503	2,450	363,053	237.3	244.0	2.8
2022	309,383	6,450	302,933	197.4	174.2	(11.8)
2023	308,872	14,450	294,422	195.6	168.0	(14.1)
2024	299,503	16,350	283,153	193.0	163.5	(15.3)

Revenue

Year to 30 April	Gross revenue £'000	Available for ordinary shareholders £'000	Revenue earnings per ordinary share p	Dividends paid and proposed per ordinary share p	Ongoing charges ratio* %
2014	10,758	9,843	6.12	5.50 [†]	0.47
2015	10,372	9,475	5.89	6.00 [†]	0.47
2016	9,839	9,262	5.77	5.20	0.32
2017	10,069	9,248	5.83	5.40	0.62
2018	10,980	10,099	6.58	6.00	0.63
2019	8,658	7,710	5.12	4.45	0.51 [#]
2020	6,562	5,644	3.75	3.10	0.66
2021	5,297	4,351	2.88	2.42	0.65
2022	7,787	6,737	4.39	3.91	0.63
2023	7,260	6,145	4.05	3.60	0.70
2024	9,787	8,484	5.68	5.60	0.70

Gearing ratios

Invested gearing* %	Drawn gearing* %
9	10
(4)	-
(2)	-
(1)	-
3	4
(1)	-
(1)	-
-	1
2	2
3	5
5	6

Source: Baillie Gifford/LSEG. See disclaimer on page 104.

See Glossary of Terms and Alternative Performance Measures on pages 104 to 106.

* Alternative performance measure – see Glossary of Terms and Alternative Performance Measures on pages 104 to 106.

[†] Includes a special dividend of 1.00p per ordinary share.

[#] Baillie Gifford & Co Limited was appointed Manager in 2018 and agreed to waive the management fee for the year ended 30 April 2019 to the extent of £732,000. Without the management fee waiver, the ongoing charges for the year to 30 April 2019 would have been 0.76%.

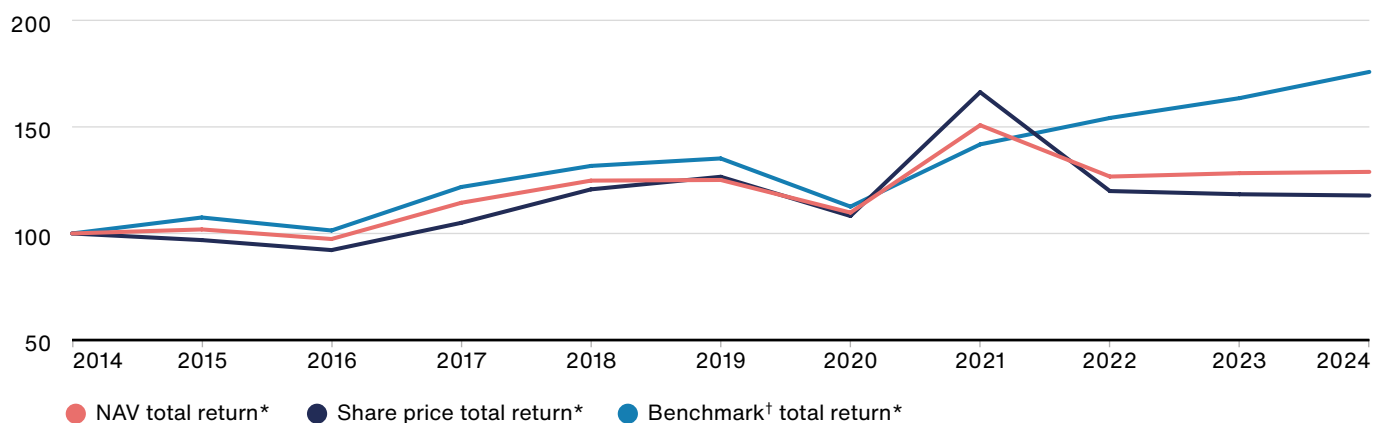
Cumulative Performance (taking 2014 as 100)

At 30 April	Net asset value per share	Net asset value total return*	Share price	Share price total return*	Benchmark†	Benchmark† total return*	Revenue earnings per ordinary share	Dividends paid and proposed per ordinary share
2014	100	100	100	100	100	100	100	100
2015	99	102	94	97	104	107	96	109
2016	91	97	86	92	95	101	94	95
2017	104	114	94	105	109	122	95	98
2018	110	125	105	121	114	132	108	109
2019	108	125	108	127	112	135	84	81
2020	93	110	90	108	90	113	61	56
2021	126	151	137	166	110	142	47	44
2022	105	127	98	120	116	154	72	71
2023	104	128	94	118	118	164	66	65
2024	103	129	92	118	122	176	93	102

Compound annual returns

5 year	(1.0%)	0.6%	(3.2%)	(1.4%)	1.7%	5.4%	2.1%	4.7%
10 year	0.3%	2.6%	(0.9%)	1.7%	2.0%	5.8%	(0.7%)	0.2%

Ten year total return* performance



Source: Baillie Gifford/LSEG and relevant underlying index providers. See disclaimer on page 103.

* Alternative performance measure – see Glossary of terms and Alternative Performance Measures on pages 104 to 106.

† FTSE All-Share Index.

Past performance is not a guide to future performance.

Business review

Business model

Business and status

Baillie Gifford UK Growth Trust plc ('the Company') is a public company limited by shares and is incorporated in England. The Company is an investment company within the meaning of section 833 of the Companies Act 2006 and carries on business as an investment trust. Investment trusts are UK public listed companies and their shares are traded on the London Stock Exchange. They invest in a portfolio of assets in order to spread risk. The Company has a fixed share capital, although, subject to shareholder approval sought annually, it may purchase its own shares or issue shares. The price of the Company's shares is determined, like other listed shares, by supply and demand. The Company has been approved as an investment trust by HM Revenue & Customs subject to the Company continuing to meet the eligibility conditions. The Directors are of the opinion that the Company has continued to conduct its affairs so as to enable it to comply with the ongoing requirements of section 1158 of the Corporation Tax Act 2010 and the Investment Trust (Approved Company) (Tax) Regulations 2011.

The Company is an Alternative Investment Fund (AIF) for the purposes of the UK Alternative Investment Fund Managers Regulations.

Investment objective

The principal investment objective of the Company is to achieve capital growth predominantly from investment in UK equities, with the aim of providing a total return in excess of the FTSE All-Share Index.

Investment policy

The Company invests in a portfolio of between 35 and 65 companies selected for their potential to provide, in aggregate, attractive returns relative to the total return of the FTSE All-Share Index.

The portfolio is invested primarily in listed equities but may also invest in unlisted investments, including private companies, convertible securities, and equity-related derivatives.

On acquisition of any unlisted investment, the Company's aggregate holding in unlisted investments shall not exceed 10% of the total asset value of the Company.

The Company may also use derivatives for efficient portfolio management purposes.

The majority of investments are constituents of the FTSE 350 Index although constituents of other UK FTSE indices may be held.

The Company is also permitted to make investments outside of the UK where these investments have a meaningful connection with the UK.

The size of individual stock holdings depends on the Managers' degree of conviction, not the stock's weight in any index.

The Company may not invest more than 15% of its total assets in any one single company measured at the time of investment.

The maximum permitted investment in other listed investment companies (including investment trusts) is 10% of total assets at the time of purchase unless such companies have a stated investment policy not to invest more than 15% of their total assets in other listed investment companies, in which case the limit is 15%.

The level of gearing within the portfolio is agreed by the Board and the absolute amount of any gearing should not exceed 20% of the net asset value of the Company at the time of drawdown.

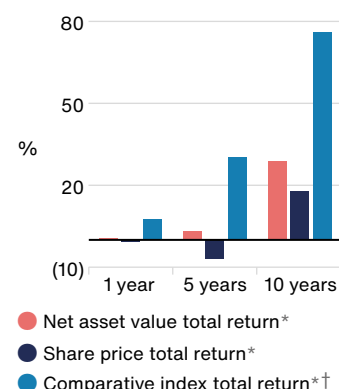
The Company can also hold up to 20% of total assets in cash or cash equivalents.

Key performance indicators

At each Board meeting, the Directors consider a number of performance measures to assess the Company's success in achieving its objectives. The Board uses key performance indicators (KPIs) to measure the progress and performance of the Company over time when discharging its duties. These KPIs are established industry measures.

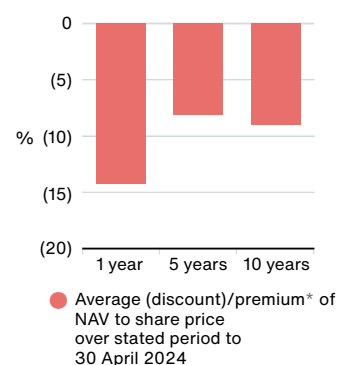
Share price, net asset value and comparative index[†] total returns*

The total return is the return to shareholders after reinvesting the net dividend on the date that the share price goes ex-dividend.



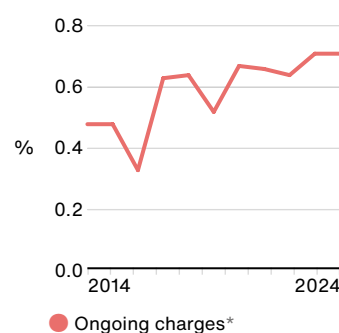
Share price (discount)/premium*

As stock markets and share prices vary, an investment trust's share price is rarely the same as its net asset value (NAV). When the share price is lower than the NAV per share it is said to be trading at a discount. If the share price is higher than the NAV per share, this situation is called a premium.



Ongoing charges*#

Ongoing charges are the total recurring expenses (excluding the Company's cost of dealing in investments and borrowing costs) incurred by the Company as a percentage of the daily average net asset value.



The Board also has regard to the management fee and to peer group comparative performance. Across these measures, the Board looks for relative outperformance over the long term, while remaining mindful that the nature of the investment policy and the growth characteristics of the portfolio investments may entail periods of underperformance over the short and medium term.

Source: LSEG/Baillie Gifford and relevant underlying index providers. See disclaimer on page 103.

* Alternative Performance Measure – see Glossary of terms and Alternative Performance Measures on pages 104 to 106.

† The benchmark is the FTSE All-Share Index.

Baillie Gifford & Co Limited was appointed Manager in 2018 and agreed to waive the management fee for the year ended 30 April 2019 to the extent of £732,000. Without the management fee waiver, the ongoing charges for the year to 30 April 2019 would have been 0.76%.

Past performance is not a guide to future performance.

Borrowings

The Company has a one year £30 million unsecured revolving credit loan facility with The Royal Bank of Scotland International Limited which is due to expire on 6 July 2024 and negotiations are underway to replace this facility. At 30 April 2024, £16,350,000 had been drawn down (2023 – £14,450,000). Further details of the Company’s borrowings are set out in note 11 on page 85.

Principal and emerging risks

As explained on pages 55 and 56 there is an ongoing process for identifying, evaluating and managing the risks faced by the Company on a regular basis. The Directors have carried out a

robust assessment of the principal and emerging risks facing the Company, including those that would threaten its business model, future performance, regulatory compliance, solvency or liquidity. A description of these risks and how they are being managed or mitigated is set out below. There have been no significant changes to the nature of the principal risks during the year. An upwards arrow, dash or downwards arrow has been included to show if the risk level has increased, not changed or decreased since it was reported in last year’s Annual Report and Financial Statements.

The Board considers heightened macroeconomic and geopolitical concerns to be factors which exacerbate existing areas of risk as categorised and further explained below.

Financial risk

What is the risk?

The Company’s assets consist predominately of listed securities and its principal and emerging risks are therefore market related and include market risk (comprising currency risk, interest rate risk and other price risk), liquidity risk and credit risk. An explanation of those risks and how they are managed is contained in note 18 on pages 87 to 91.

How is it managed?

The Board has, in particular, considered the impact of heightened market volatility due to macroeconomic factors such as higher inflation and interest rates and geopolitical concerns, including the Russia-Ukraine conflict. To monitor and, where possible, mitigate these risks the Board considers at each meeting various portfolio metrics including individual stock performance, the composition and diversification of the portfolio by sector, purchases and sales of investments and the top and bottom contributors to performance. The Managers provide rationale for stock selection decisions. A strategy meeting is held annually.



Current assessment of risk

This risk increased due to increased market volatility as a result of heightened geopolitical concerns and macroeconomic factors, as well as the UK market being seemingly out of favour with investors.

Investment strategy risk

What is the risk?

Pursuing an investment strategy to fulfil the Company’s objective which the market perceives to be unattractive or inappropriate, or the ineffective implementation of an attractive or appropriate strategy, may lead to reduced returns for shareholders and, as a result, a decreased demand for the Company’s shares. This may lead to the Company’s shares trading at a widening discount to their net asset value.

How is it managed?

To mitigate this risk, the Board regularly reviews and monitors: the Company’s objective and investment policy and strategy; the investment portfolio and its performance; the level of discount/premium to net asset value at which the shares trade; and movements in the share register and raise any matters of concern with the Managers.



Current assessment of risk

This risk increased as the market’s appetite for growth stocks, typically held by the Company, declined during the recent period of heightened macroeconomic and geopolitical concern.



Discount risk	<p>What is the risk?</p> <p>The discount/premium at which the Company's shares trade relative to its net asset value can change. The risk of a widening discount is that it may undermine investor confidence in the Company.</p>	<p>How is it managed?</p> <p>To manage this risk, the Board monitors the level of discount/premium at which the shares trade and the Company has authority to buy back its existing shares when deemed by the Board to be in the best interests of the Company and its shareholders.</p>		<p>Current assessment of risk</p> <p>The Company's shares continued to trade at a discount. In the year to 30 April 2024, the Company bought back 3,841,977 shares.</p>
Climate and governance risk	<p>What is the risk?</p> <p>Perceived problems on Environmental, Social and Governance ('ESG') matters in an investee company could lead to that company's shares being less attractive to investors, adversely affecting its share price, in addition to potential valuation issues arising from any direct impact of the failure to address the ESG weakness on the operations or management of the investee company (for example in the event of an industrial accident or spillage). Repeated failure by the Investment Manager to identify ESG weaknesses in investee companies could lead to the Company's own shares being less attractive to investors, adversely affecting its own share price.</p>	<p>How is it managed?</p> <p>This is mitigated by the Investment Managers' thorough ESG stewardship and engagement policies, which are available to view on the Managers' website: bailliegifford.com and have been reviewed and endorsed by the Company, and are fully integrated into the investment process as well as the extensive upfront and ongoing due diligence which the Investment Managers undertake on each investee company. This due diligence includes assessment of the risks inherent in climate change (see page 57). The Directors have considered the impact of climate change on the Financial Statements of the Company and this is included in note 1 to the Financial Statements on page 79.</p>		<p>Current assessment of risk</p> <p>The Investment Manager continued to employ strong ESG stewardship and engagement policies.</p>
Regulatory risk	<p>What is the risk?</p> <p>Failure to comply with applicable legal and regulatory requirements such as the tax rules for investment companies, the FCA Listing Rules and the Companies Act could lead to suspension of the Company's Stock Exchange listing, financial penalties, a qualified audit report or the Company being subject to tax on capital gains.</p>	<p>How is it managed?</p> <p>To mitigate this risk, Baillie Gifford's Business Risk, Internal Audit and Compliance Departments provide regular reports to the Audit Committee on Baillie Gifford's monitoring programmes. Major regulatory change could impose disproportionate compliance burdens on the Company. In such circumstances representation is made to ensure that the special circumstances of investment trusts are recognised. Shareholder documents and announcements, including the Company's published Interim and Annual Report and Financial Statements, are subject to stringent review processes, and procedures are in place to ensure adherence to the Transparency Directive and the Market Abuse Directive with reference to inside information.</p>		<p>Current assessment of risk</p> <p>All control procedures were working effectively.</p>



Increased Risk



Decreased Risk



No Change

Custody and depositary risk

What is the risk?

Safe custody of the Company's assets may be compromised through control failures by the Depositary, including breaches of cyber security.

How is it managed?

To mitigate this risk, the Audit Committee receives six monthly reports from the Depositary confirming safe custody of the Company's assets held by the Custodian. Cash and portfolio holdings are independently reconciled to the Custodian's records by the Managers. The Custodian's assured internal controls reports are reviewed by Baillie Gifford's Business Risk Department and a summary of the key points is reported to the Audit Committee and any concerns investigated. In addition, the existence of assets is subject to annual external audit.



Current assessment of risk

All control procedures were working effectively.

Operational risk

What is the risk?

Failure of Baillie Gifford's systems or those of other third party service providers could lead to an inability to provide accurate reporting and monitoring or a misappropriation of assets.

How is it managed?

To mitigate this risk, Baillie Gifford has a comprehensive business continuity plan which facilitates continued operation of the business in the event of a service disruption or major disaster. The Audit Committee reviews Baillie Gifford's Report on Internal Controls and the reports by other key third party providers are reviewed by Baillie Gifford on behalf of the Board. The other key third party service providers have not experienced significant operational difficulties affecting their respective services to the Company.



Current assessment of risk

All control procedures were working effectively.

Leverage risk

What is the risk?

The Company may borrow money for investment purposes (sometimes known as 'gearing' or 'leverage'). If the investments fall in value, any borrowings will magnify the impact of this loss. If borrowing facilities are not renewed, the Company may have to sell investments to repay borrowings.

How is it managed?

To mitigate this risk, all borrowing facilities require the prior approval of the Board and leverage levels are discussed by the Board and Managers at every meeting. Covenant levels are monitored regularly. The Company's investments are predominately in listed securities, at present, that are readily realisable. Further information on leverage can be found on page 103 and in the Glossary of terms and Alternative Performance Measures on pages 104 to 106.



Current assessment of risk

Whilst lenders' willingness to initiate and maintain lending facilities reduced during the year, the one year £30m revolving credit facility was replaced with another one year £30m revolving credit facility which expires in July 2024. Negotiations are underway to replace this facility.



Increased Risk



Decreased Risk



No Change

Political risk

What is the risk?

Political change in areas in which the Company invests or may invest may have practical consequences for the Company.

How is it managed?

Political developments are monitored and considered by the Board. The Board continues to assess the potential consequences for the Company's future activities including those that may arise from further constitutional change.



Current assessment of risk

This risk increased as governments and consumers around the world continue to assess the impact of heightened geopolitical tensions.

Cyber security risk

What is the risk?

A cyber attack on Baillie Gifford's network or that of a third party service provider could impact the confidentiality, integrity or availability of data and systems.

How is it managed?

To mitigate this risk, the Audit Committee reviews Reports on Internal Controls published by Baillie Gifford and other third party service providers. Baillie Gifford's Business Risk Department report to the Audit Committee on the effectiveness of information security controls in place at Baillie Gifford and its business continuity framework. Cyber security due diligence is performed by Baillie Gifford on third party service providers which includes a review of crisis management and business continuity frameworks.



Current assessment of risk

This risk is seen as increasing due to recent indications that the continuation of geopolitical tensions could lead to cyber attacks. Emerging technologies, including AI, could potentially increase information security risks. In addition, service providers operate a hybrid approach of remote and office working, thereby increasing the potential of a cyber security threat.

Emerging risks

As explained on pages 55 and 56, the Board has regular discussions on principal risks and uncertainties, including any risks which are not an immediate threat but could arise in the longer term. The Board considers that the key emerging risks arise from the interconnectedness of the global economy and the related exposure of the investment portfolio to external and emerging threats such as the societal and financial implications of an escalation of geopolitical tensions, cyber security risks including developing AI and quantum computing capabilities, new coronavirus variants or similar public health threats. The Board also notes that increased levels of government borrowing may result in an elevated level of interest rates and/or increased market volatility. This is mitigated by the Board discussing at each Board meeting economic and geopolitical factors and how these might impact the Company. The Board also considers the Investment Managers' close links to the investee companies and their ability to ask questions on contingency plans. The Investment Managers believe the impact of such events may be to slow the pace of growth rather than to invalidate the investment rationale over the long term. The Managers monitor certain emerging risks and have established a group to manage the response to any future events that might result in heightened levels of market volatility. Regular exercises are carried out to test the Managers' response to various scenarios.



Increased Risk



Decreased Risk



No Change

Viability statement

Notwithstanding that the continuation of the Company is subject to approval by shareholders every five years, with the next vote at the Annual General Meeting in 2024 and with an additional continuation vote to be held in 2027, the Directors have, in accordance with provision 31 of the UK Corporate Governance Code, assessed the prospects of the Company over a five year period. The Directors continue to believe this period to be appropriate as it reflects the Company's longer term investment strategy and to be a period during which, in the absence of any adverse change to the regulatory environment and to the tax treatment afforded to UK investment trusts, they do not expect there to be any significant change to the current principal risks facing the Company nor to the effectiveness of the controls employed to mitigate those risks. Furthermore, the Directors do not reasonably envisage any change in strategy or any events which would prevent the Company from operating over a period of five years.

In considering the viability of the Company, the Directors have conducted a robust assessment of each of the principal and emerging risks and uncertainties, including climate change, detailed on pages 34 to 37 and in particular the impact of market risk where a significant fall in UK equity markets would adversely impact the value of the investment portfolio. The vast majority of the Company's investments are listed and readily realisable and can be sold to meet its liabilities as they fall due. The Directors have also considered the Company's leverage and liquidity in the context of the unsecured revolving credit loan facility of £30 million expiring in July 2024, which had £16,350,000 drawn down at 30 April 2024 and £16,350,000 drawn down as at 13 June 2024. Negotiations are underway to replace this facility. Specific leverage and liquidity stress testing was conducted during the year, including consideration of the risk of further market deterioration resulting from heightened macroeconomic and geopolitical concerns. The stress testing did not indicate any matters of concern. In addition, all of the key operations required by the Company are outsourced to third party service providers and it is reasonably considered that alternative providers could be engaged at relatively short notice where necessary.

Based on the Company's processes for monitoring revenue projections and operating costs, share price discount/premium, the Managers' compliance with the investment objective, asset allocation, the portfolio risk profile, leverage, counterparty exposure, liquidity risk, financial controls and the Managers' operational resilience, the Directors have concluded that there is a reasonable expectation that the Company will be able to continue in operation and meet its liabilities as they fall due over the next five years subject to passing the continuation votes at the Annual General Meetings in 2024 and 2027.

Section 172 statement

Under section 172 of the Companies Act 2006, the directors of a company must act in the way they consider, in good faith, would be most likely to promote the success of the company for the benefit of its members as a whole, and in doing so have regard (amongst other matters and to the extent applicable) to:

- a. the likely consequences of any decision in the long-term;
- b. the interests of the company's employees;
- c. the need to foster the company's business relationships with suppliers, customers and others;
- d. the impact of the company's operations on the community and the environment;
- e. the desirability of the company maintaining a reputation for high standards of business conduct; and
- f. the need to act fairly as between members of the company.

In this context and having regard to the Company being an externally-managed investment company with no employees, the Board considers that the Company's key stakeholders are its existing and potential new shareholders, its externally-appointed managers (Baillie Gifford) and other professional service providers (corporate broker, registrar, auditor and depositary), lenders, wider society and the environment.

The Board's methods for assessing the Company's progress in the context of its stakeholders' interests are set out below.

Stakeholder	Why we engage	How we engage and what we do
Shareholders	Shareholders are, collectively, the Company's owners: providing them with a return for their investment in accordance with the Company's investment policy and objective is the reason for its existence.	Great importance is placed by the Board on communication with shareholders and the Annual General Meeting provides the key forum for the Board and Managers to present to shareholders on the performance of the Company and on the future plans/prospects for the Company (see Notice of Meeting on page 93). It also allows shareholders the opportunity to meet with the Board and Managers and to raise questions and concerns. The Chairman is available to meet with shareholders as appropriate and the Managers meet regularly with shareholders and their respective representatives, reporting back on views to the Board. Shareholders may also communicate with the Board at any time by writing to them at the Company's registered office, writing to the Company's broker or emailing the Managers at trustenquiries@bailliegifford.com . These communication opportunities help inform the Board when considering how best to promote the success of the Company for the benefit of all shareholders over the long-term.
Baillie Gifford, Managers and Secretaries	The Company's Board has delegated the management of the Company's portfolio and the administration of the Company's operations including fulfilment of regulatory and taxation reporting requirements to Baillie Gifford. Baillie Gifford is therefore responsible for the substantial activities of the Company and have the most immediate influence on its conduct towards the other stakeholders, subject to the oversight and strategic direction provided by the Board.	The Board seeks to engage with its Managers and Secretaries, and other service providers in a collaborative and collegiate manner, encouraging open and constructive discussion and debate, while also ensuring that appropriate and regular challenge is brought and evaluation conducted. This approach aims to enhance service levels and strengthen relationships with the Company's providers, with a view to ensuring the interests of the Company's shareholders are best served by keeping cost levels proportionate and competitive, and by maintaining the highest standards of business conduct.
Portfolio companies	As all of the Company's operations are conducted by third party professional providers, it is the companies held in its investment portfolio which have the primary real-world impact in terms of social and environmental change, both positively and negatively, as well as generating, through their commercial success, the investment growth sought by the Company's shareholders. The investee companies have an interest in understanding their shareholders' investment rationale in order to assure themselves that long-term business strategies will be supported.	The Board is cognisant of the need to consider the impact of the Company's investment strategy and policy on wider society and the environment. The Board considers that its oversight of environmental, social and governance ('ESG') matters is an important part of its responsibility to all stakeholders. The Board's review of the Investment Manager includes an assessment of their ESG approach and its application in making investment decisions. The Board reviews Governance Engagement reports, which document the Investment Manager's interactions with investee companies on ESG matters (see pages 17 to 20). The portfolio managers regularly report to the Board on discussions with portfolio companies on operational and strategic matters.
Registrar	The Company's registrars provide an interface with those shareholders who hold the Company's shares directly.	The Investment Manager liaises with the registrars to ensure the frequency and accuracy of communications to shareholders is appropriate, and monitor shareholder correspondence to ensure that the level of service provided by the registrar is acceptable. The Investment Manager's risk function reviews the registrar's internal controls report and reports on the outcome of this review to the Board.

Stakeholder	Why we engage	How we engage and what we do
Auditor	The Company's Auditor has a responsibility to provide an opinion on whether the Company's Financial Statements as a whole are free from material misstatement, as set out in more detail in the Auditor's report to the members on pages 67 to 74.	The Company's Auditor meets with the Audit Committee, in the absence of the Managers where deemed necessary, and the Managers undertake to provide all information requested by the Auditor in connection with the Company's annual audit promptly and to ensure that it is complete and accurate in all respects.
Brokers	The Company's brokers provide an interface between the Company's Board and its institutional shareholders.	The Company's brokers regularly attend Board meetings, and provide reports to those meetings, in order to keep the Board apprised of shareholder and wider market sentiment regarding the Company. They also arrange opportunities for shareholders to meet the Chairman outside the normal general meeting cycle.
Depository and Custodian	The depository is responsible for the safekeeping of the Company's financial instruments, as set out in more detail on page 56.	The Depository provides the Audit Committee with a report on its monitoring activities. The Investment Manager's Business Risk team reviews the relevant Bank of New York Mellon internal controls report and reports any relevant matters to the Audit Committee. The Board exercises robust oversight of the Depository and Custodian. This approach aims to enhance service levels and strengthen relationships, with a view to ensuring the interests of the Company's shareholders are best served by keeping cost levels proportionate and competitive, and by maintaining the highest standards of business conduct.
AIC/industry peers	The Association of Investment Companies ('AIC') and the Company's investment trust industry peers have an interest in the Company's conduct and performance, as adverse market sentiment towards one investment trust can affect attitudes towards the wider industry.	The Company is a member of the AIC, and the Directors and/or the Investment Manager and Secretaries (as appropriate) participate in technical reviews, requests for feedback on proposed legislation or regulatory developments, corporate governance discussions and/or training.
Investment platforms	Investment platforms provide an interface with shareholders who invest in the Company indirectly.	The Investment Manager liaises with the various investment platforms on strategies for improving communications with the Company's shareholders who hold their shares via these platforms. An annual timetable of key dates is published on the Company's website, for the ease of reference of such shareholders.
Lenders	Lenders such as holders of debt instruments (debentures and private placement loan notes) and banks providing fixed or revolving credit facilities provide the Company's gearing and have an interest in the Company's ongoing financial health and viability.	The Company's legal advisers review all legal agreements in connection with the Company's debt arrangements and advise the Board on the appropriateness of the terms and covenants therein. The Managers and Secretaries ensure that the frequency and accuracy of reporting on, for example, covenant certification, is appropriate and that correspondence from the lenders receives a prompt response.
Wider society and the environment	No entity, corporate or otherwise, can exist without having an influence on the society in which it operates or utilising the planet's resources. Through its third-party relationships, as noted above, the Company seeks to be a positive influence and, in circumstances where that is not possible, to mitigate its negative impacts insofar as is possible.	The Board and Investment Manager's interactions with the various stakeholders as noted above form the principal forms of direct engagement with wider society and in respect of the environment (commercial, financial, and in terms of planetary health and resources).

The Board recognises the importance of keeping the interests of the Company's shareholders, and of acting fairly between them, firmly front of mind in its key decision making and the Company Secretaries are at all times available to the Board to ensure that suitable consideration is given to the range of factors to which the Directors should have regard. In addition to ensuring that the Company's stated investment objective was being pursued, key decisions and actions during the year which have required the Directors to have regard to applicable section 172 factors include:

- In July 2023, the Company replaced its one year £30 million revolving credit facility with The Royal Bank of Scotland International Limited with another £30 million revolving one year credit facility with The Royal Bank of Scotland International Limited which provides the Company a borrowing capacity in order to generate improved returns to shareholders through the deployment of gearing;
- As part of the Board's succession planning, the Board completed its recruitment process and appointed Neil Rogan on 1 January 2024. This appointment is consistent with the AIC Corporate Governance Code principle that a 'successful company is led by an effective board, whose role is to promote the long-term sustainable success of the company, generating value for shareholders and contributing to wider society'; and
- The buying back of £6.2 million of the Company's own shares during the year to 30 April 2024. These shares were bought back into treasury for subsequent reissue at a later date, at a discount to net asset value, on terms that enhance NAV/share for remaining shareholders.

Employees, human rights and community issues

The Board recognises the requirement to provide information about employees, human rights and community issues. As the Company has no employees, all its Directors are non-executive and all its functions are outsourced, there are no disclosures to be made in respect of employees, human rights and community issues. Further information on the Company's approach to environmental, social and governance ('ESG') matters is provided on page 57.

Gender representation

The Board comprises five Directors, two female and three male. The Company has no employees. The Board's policy on diversity is set out on page 54.

Environmental, social and governance policy

Details of the Company's policy on socially responsible investment can be found under Corporate governance and stewardship on page 57.

The Company considers that it does not fall within the scope of the Modern Slavery Act 2015 and it is not, therefore, obliged to make a slavery and human trafficking statement. In any event, the Company considers its supply chains to be of low risk as its suppliers are typically professional advisers. A statement by the Managers under the Act has been published on the Managers' website at bailliegifford.com.

Future developments of the company

The outlook for the Company for the next 12 months is set out in the Chairman's Statement on pages 05 to 08 and the Managers' Report on pages 09 to 12.

The Strategic Report, which includes pages 04 to 42 was approved by the Board of Directors and signed on its behalf on 13 June 2024.

Carolan Dobson
Chairman




King's Cross Tunnel. London, UK

Governance report

This Governance report, which includes pages 43 to 65 outlines the Board's approach to the governance of your Company. We believe that good governance builds better outcomes and we are committed to high standards of corporate governance and transparency.

Directors and management



Carolan Dobson
Chairman

Appointed 2014,
Appointed
Chairman in 2016


Carolan Dobson was appointed a Director in 2014 and became Chairman in 2016. She is chairman of Brunner Investment Trust plc and Blackrock Latin American Investment Trust plc. Previously, she was Head of US equities at Murray Johnstone as well as Head of Pan-European equities, global sectors and UK equities at Abbey National Asset Managers. She was also Head of Investment Trusts at Murray Johnstone and previously was chair of JP Morgan European Discovery Trust plc and abrdn Smaller Companies Income Trust plc.



Andrew Westenberger
Director

Appointed 2017

Andrew Westenberger was appointed a Director in 2017 and became Chairman of the Audit Committee in 2017. He is the chief financial officer of Hurst Point Group. Previously, he was chief financial officer of Tysers Insurance Brokers, a leading independent specialist broker and risk management firm. He was also group finance director of Brewin Dolphin Holdings PLC and Evolution Group Plc, a non-executive director and trustee of the Chartered Institute of Securities and Investments and held senior finance roles at Barclays Capital and Deutsche Bank. He is a Chartered Accountant.



Ruary Neill
Director

Appointed 2018

Ruary Neill was appointed a Director in 2018 and became Senior Independent Director in July 2021. He is currently a director of JP Morgan Emerging Markets Investment Trust plc and is a member of the Advisory Board, SOAS China Institute, London University. Previously, he worked in investment banking at UBS Investment Bank prior to which he spent several years in the financial sector working in Asian Equity Markets for UBS Investment Bank and Schroder Securities.



Cathy Pitt was appointed a Director in 2021. She is a former Consultant Partner at international law firm CMS and has over 20 years' experience advising boards and asset managers on a broad range of corporate matters. She is a non-executive director of Gresham House Energy Storage Fund plc and the Association of Investment Companies.

Cathy Pitt

Director

Appointed 2021



Neil Rogan was appointed a Director in 2024. He is chairman of Invesco Asia Trust plc and a director of JPMorgan Global Growth & Income Trust plc. Prior to this, he was an investment manager with Touche Remnant, Flemings and most recently Gartmore/Henderson where he was Head of Global Equities. He was also previously the chairman of Murray Income Trust PLC and a director of The Scottish Investment Trust PLC.

Neil Rogan

Director

Appointed 2024

Managers and secretaries

The Company has appointed Baillie Gifford & Co Limited, a wholly owned subsidiary of Baillie Gifford & Co, as its Alternative Investment Fund Manager ('AIFM') and Company Secretary. Baillie Gifford & Co Limited has delegated investment management services to Baillie Gifford & Co. Baillie Gifford & Co is an investment management firm formed in 1927 out of the legal firm Baillie Gifford, WS, which has been involved in investment management since 1908.

Baillie Gifford is one of the largest investment trust managers in the UK and currently manages twelve investment trusts. Baillie Gifford also manage a listed investment company, unit trusts and Open Ended Investment Companies, together with investment portfolios on behalf of pension funds, charities and other institutional clients, both in the UK and overseas. Funds under the management or advice of Baillie Gifford total around £224 billion. Based in Edinburgh, it is one of the leading privately owned investment management firms in the UK, with 57 partners and a staff of around 1,800.

The Managers of Baillie Gifford UK Growth plc's portfolio are Iain McCombie and Milena Mileva. Iain and Milena are both partners at Baillie Gifford.

Baillie Gifford & Co and Baillie Gifford & Co Limited are both authorised and regulated by the Financial Conduct Authority.

All of the Directors are members of the following Committees: Nomination, Remuneration and Management Engagement. All Directors are members of the Audit Committee with the exception of Carolan Dobson, who stepped down from the Committee in December 2018.

Directors' report

The Directors present their Report together with the audited Financial Statements of the Company for the year to 30 April 2024.

Corporate governance

The Corporate Governance Report is set out on pages 51 to 58 and forms part of this Report.

Managers and company secretaries

Baillie Gifford & Co Limited, a wholly owned subsidiary of Baillie Gifford & Co, has been appointed as the Company's Alternative Investment Fund Manager ('AIFM') and Company Secretary. Baillie Gifford & Co Limited has delegated portfolio management services to Baillie Gifford & Co. Dealing activity and transaction reporting has been further sub-delegated to Baillie Gifford Overseas Limited and Baillie Gifford Asia (Hong Kong) Limited.

The Investment Management Agreement between the AIFM and the Company sets out the matters over which the Managers have authority in accordance with the policies and directions of, and subject to restrictions imposed by, the Board. The Investment Management Agreement is terminable by the Managers on not less than six months' notice or on shorter notice in certain circumstances. With effect from 6 June 2024, the Investment Management Agreement is terminable by the Company on not less than three months' notice or on shorter notice in certain circumstances. Prior to this, the Investment Management Agreement was terminable by the Company on not less than six months' notice or on shorter notice in certain circumstances. Compensation would only be payable if termination occurred prior to the expiry of the notice period. The annual management fee is 0.5% of net assets, calculated and payable quarterly.

Careful consideration has been given by the Board as to the basis on which the management fee is charged. The Board considers that maintaining a relatively low ongoing charges ratio is in the best interests of shareholders. The Board is also of the view that calculating the fee with reference to performance would be unlikely to exert a positive influence over the long-term performance.

The Board considers the Company's investment management and secretarial arrangements on an ongoing basis and a formal review is conducted by the Management Engagement Committee annually. The Committee considered, amongst others, the following topics in its review: the quality of the personnel assigned to handle the Company's affairs; the investment process and the results achieved to date; investment performance; the administrative services provided by the Secretaries and the quality of information provided; the marketing efforts undertaken by the Managers; the relationship with the Managers; and, comparative peer group charges and fees.

Following the most recent review, the Management Engagement Committee concluded that the continuing appointment of Baillie Gifford & Co Limited as AIFM and Secretaries, and the delegation of investment management services to Baillie Gifford & Co and the further sub-delegation of dealing activity and transaction reporting to Baillie Gifford Overseas Limited, on the terms agreed, is in the interests of the Company and shareholders as a whole. This was subsequently approved by the Board.

Depository

In accordance with the Alternative Investment Fund Managers Regulations, The Bank of New York Mellon (International) Limited has been appointed as Depository to the Company. The Depository's responsibilities include cash monitoring, safe keeping of the Company's financial instruments, verifying ownership and maintaining a record of other assets and monitoring the Company's compliance with investment limits and leverage requirements. The custody function is also undertaken by The Bank of New York Mellon (International) Limited ('the Custodian').

Directors

Information about the Directors, including their relevant experience, can be found on pages 44 and 45.

All the Directors, with the exception of Carolan Dobson and Neil Rogan, will retire at the Annual General Meeting and offer themselves for re-election. Carolan Dobson will stand down from the Board on 14 June 2024. Neil Rogan will stand for election at the 2024 AGM. Following a formal performance evaluation, the Chairman confirms that the Board considers that their performance continues to be effective and each remains committed to the Company. Their contribution to the Board is greatly valued and the Board recommends their re-election to shareholders.

Director indemnification and insurance

The Company has entered into qualifying third party deeds of indemnity in favour of each of its Directors. The deeds which were in force during the year to 30 April 2024 and up to the date of approval of this report, cover any liabilities that may arise to a third party, other than the Company, for negligence, default or breach of trust or duty. The Directors are not indemnified in respect of liabilities to the Company, any regulatory or criminal fines, any costs incurred in connection with criminal proceedings in which the Director is convicted or civil proceedings brought by the Company in which judgement is given against her or him. In addition, the indemnity does not apply to any liability to the extent that it is recovered from another person.

The Company maintains Directors' and Officers' liability insurance.

Conflicts of interest

Each Director submits a list of potential conflicts of interest to the Board for consideration and approval at each meeting. The Board considers these carefully, taking into account the circumstances surrounding them prior to authorisation. Having considered the lists of potential conflicts there were no situations which gave rise to a direct or indirect interest of a Director which conflicted with the interests of the Company.

Dividend

The Board recommends a final dividend of 5.60p per ordinary share. No interim dividend was declared. Dividends are paid by way of a single final payment and will be at least the minimum permissible to maintain investment trust status after taking account of any variables.

If approved by shareholders at the Annual General Meeting, the recommended final dividend per ordinary share will be paid on 13 September 2024 to shareholders on the register at the close of business on 16 August 2024. The ex-dividend date is 15 August 2024.

Share capital

Capital structure

The Company's capital structure at 30 April 2024 consists of 160,917,184 ordinary shares of 25p each (2023 – 160,917,184) of which 146,678,507 (2023 – 150,520,484) were allotted and fully paid and 14,238,677 (2023 – 10,396,700) are held in treasury. There are no restrictions concerning the holding or transfer of the Company's ordinary shares and there are no special rights attached to any of the shares.

Dividend

The ordinary shares carry a right to receive dividends. Interim dividends are determined by the Directors, whereas the proposed final dividend is subject to shareholder approval.

Capital entitlement

On a winding up, after meeting the liabilities of the Company, the surplus assets will be paid to ordinary shareholders in proportion to their shareholdings.

Voting

Each ordinary shareholder present in person or by proxy is entitled to one vote on a show of hands and, on a poll, to one vote for every share held.

Information on the deadlines for proxy appointments can be found on pages 96 to 98.

Major interests in the company's shares

The Company has received notifications in accordance with the Financial Conduct Authority's Disclosure and Transparency Rules of the following interests in the voting rights attached to the Company's issued share capital.

Name	No of ordinary 25p shares held at 30 April 2024	% of issue *
1607 Capital Partners, LLC (indirect)	16,388,293	11.2
Rathbone Investment Management Ltd and Rathbone Investment Management International Ltd (combined, indirect)	15,402,823	10.5
Tilney Smith & Williamson Limited and Smith & Williamson Holdings Limited [†] (combined, indirect)	15,329,125	10.5
City of London Investment Management Company Limited (indirect)	14,738,847	10.0

Subsequent to the year end, City of London Investment Management Company Limited (indirect) advised they held 16,084,808 shares (11.0% of shares issued). There have been no other changes to the major interests in the Company's shares intimated up to 12 June 2024.

* Ordinary shares in issue excluding treasury shares.

[†] After the date of the notification of major holdings, the names of Tilney Smith & Williamson Limited and Smith & Williamson Holdings Limited were changed to Evelyn Partners Group Limited and Evelyn Partners Professional Services Group Limited, respectively.

Annual general meeting

Share issuance authority

At the last Annual General Meeting, the Directors were granted shareholders' approval for a general authority to allot shares and also an authority to issue shares or sell shares held in treasury on a non pre-emptive basis (without first offering such shares to existing shareholders pro-rata to their existing holdings). No shares were issued during the year (2023 – no shares were issued).

Both authorities expire at the forthcoming Annual General Meeting and the Directors are seeking shareholders' approval to renew them for a further year, as detailed below.

Resolution 10 in the Notice of Annual General Meeting seeks a general authority for the Directors to allot shares up to an aggregate nominal amount of £3,651,087.50. This amount represents 10% of the Company's total ordinary share capital in issue at 12 June 2024 and meets institutional guidelines. This authority will continue until the conclusion of the Annual General Meeting to be held in 2025 or on the expiry of 15 months from the passing of the resolutions, if earlier.

Resolution 11, which is proposed as a special resolution, seeks authority for the Directors to issue shares or sell shares held in treasury on a non pre-emptive basis for cash up to an aggregate nominal amount of £3,651,087.50 (representing 10% of the issued ordinary share capital of the Company as at 12 June 2024). This authority will only be used to issue shares or sell shares from treasury at a premium to net asset value on the basis of debt valued at par value and only when the Directors believe that it would be in the best interests of the Company to do so. This authority will continue until the conclusion of the Annual General Meeting to be held in 2025 or on the expiry of 15 months from the passing of the resolutions, if earlier.

Market purchases of own shares

At the last Annual General Meeting the Company was granted authority to purchase up to 22,513,553 ordinary shares (equivalent to 14.99% of its issued share capital), such authority to expire at the 2024 Annual General Meeting. The Directors are seeking shareholders' approval at the Annual General Meeting to renew the authority to make market purchases up to 21,891,921 ordinary shares representing approximately 14.99% of the Company's ordinary shares in issue at the date of passing of the resolution, such authority to expire at the Annual General Meeting of the Company to be held in 2025.

3,841,977 shares (2023 – 2,975,000 shares) were bought back during the year under review and as at 30 April 2024 14,238,677 shares were held in treasury (2023 – 10,396,700). Between 1 May and 12 June 2024, the Company bought back 635,000 shares into treasury at a cost of £1,115,000 shares were held in treasury as at 12 June 2024.

The share buy-back policy seeks to operate in the best interests of shareholders by taking into account the relative level of the Company's share price discount when compared with peer group trusts, the absolute level of discount and the impact from share buy-back activity on the long-term liquidity of the Company's issued shares.

The Company may hold bought-back shares 'in treasury' and then:

- i. sell such shares (or any of them) for cash (or its equivalent under the Companies Act 2006); or
- ii. cancel the shares (or any of them).

All buy-backs will initially be held in treasury. Shares will only be resold from treasury at a premium to net asset value per ordinary share.

The Company shall not be entitled to exercise the voting rights attaching to treasury shares.

In accordance with the Listing Rules of the Financial Conduct Authority, the maximum price (excluding expenses) that may be paid on the exercise of the authority must not exceed the higher of:

- i. 5 per cent. above the average closing price on the London Stock Exchange of an ordinary share over the five business days immediately preceding the date of purchase; and
- ii. an amount equal to the higher of the price of the last independent trade of an Ordinary Share and the highest current independent bid for an Ordinary Share on the trading venue where the purchase is carried out.

The minimum price (exclusive of expenses) that may be paid will be 25p per share. Purchases of shares will be made within guidelines established, from time to time, by the Board. Your attention is drawn to Resolution 12 in the Notice of Annual General Meeting. This authority, if conferred, will only be exercised if to do so would result in an increase in net asset value per ordinary share for the remaining shareholders and if it is considered in the best interests of shareholders generally.

Continuation vote

The Company's Articles of Association require that shareholder approval is sought for the Company to continue as an investment trust for a further five year period. This is proposed as Resolution 13 in the Notice of Annual General Meeting and more detail is set out in the Chairman's statement on pages 05 to 08.

Financial instruments

The Company's financial instruments comprise its investment portfolio, cash balances and debtors and creditors that arise directly from its operations such as sales and purchases awaiting settlement and accrued income. The financial risk management objectives and policies arising from its financial instruments and the exposure of the Company to risk are disclosed in note 18 to the Financial Statements.

Articles of Association

The Company's Articles of Association may only be amended by special resolution at a general meeting of shareholders.

Disclosure of information to auditors

The Directors confirm that, so far as each of the Directors is aware, there is no relevant audit information of which the Company's Auditor is unaware and the Directors have taken all the steps that they might reasonably be expected to have taken as Directors in order to make themselves aware of any relevant audit information and to establish that the Company's Auditor is aware of that information.

Independent auditor

The Auditor, Ernst & Young LLP, is willing to continue in office and in accordance with section 489 and section 491(1) of the Companies Act 2006, resolutions concerning their re-appointment and remuneration will be submitted to the Annual General Meeting.

Post balance sheet events

The Directors confirm that there have been no significant post Balance Sheet events up to 13 June 2024 that require disclosure in the Financial Statements.

Stakeholder engagement

Although the Company has no employees, trade suppliers or customers, the Directors give regular consideration to the need to foster the Company's business relationships with its stakeholders, in particular with shareholders, its externally appointed Managers, other professional service providers and lenders. The effect of this consideration upon the key decisions taken by the Company during the financial year is set out in further detail in the Strategic Report on pages 04 to 42.

Greenhouse Gas Emissions and Streamlined Energy & Carbon Reporting ('SECR')

All of the Company's activities are outsourced to third parties. The Company therefore has no greenhouse gas emissions to report from its operations, nor does it have responsibility for any other emissions producing sources under the Companies Act 2006 (Strategic Report and Directors' Report) Regulations 2013. For the same reasons as set out above, the Company considers itself to be a low energy user under the SECR regulations and therefore is not required to disclose energy and carbon information.

Bribery Act

The Company has a zero tolerance policy towards bribery and is committed to carrying out business fairly, honestly and openly. The Managers also adopt a zero tolerance approach and have policies and procedures in place to prevent bribery.

Criminal Finances Act 2017

The Company has a commitment to zero tolerance towards the criminal facilitation of tax evasion.

Recommendation

The Directors unanimously recommend you vote in favour of the resolutions to be proposed at the Annual General Meeting as it is their view that the resolutions are in the best interests of shareholders as a whole.

On behalf of the Board

Carolan Dobson

Chairman

13 June 2024

Corporate governance report

The Board is committed to achieving and demonstrating high standards of corporate governance. The Association of Investment Companies ('AIC') Code of Corporate Governance ('AIC Code') provides a framework of best practice for investment companies and can be found at theaic.co.uk. The Financial Reporting Council ('FRC') has confirmed that AIC members who report against the AIC Code, as is the case with the Company, will be meeting their obligations in relation to the 2018 UK Corporate Governance Code ('UK Code') which can be found at frc.org.uk.

Compliance

The Board confirms that the Company has complied throughout the year under review with the relevant provisions of the Code and the recommendation of the AIC Code. The Code includes provisions relating to the role of the chief executive, executive directors' remuneration and the need for an internal audit function. Given that the Company is an externally managed investment trust, the Board considers these provisions are not relevant to the Company. The need for an internal audit function specific to the Company has been addressed on page 59.

The Board

The Board has overall responsibility for the Company's affairs. It has a number of matters formally reserved for its approval including strategy, investment policy, gearing, share buy-back and issuance policy, treasury matters, dividend and corporate governance policy. A separate session devoted to strategy is held each year. The Board seeks to contribute to the delivery of the Company's strategy by engaging with the Managers in a collaborative and collegiate manner with open and respectful discussion and debate being encouraged, whilst also ensuring that appropriate and regular challenge is brought and evaluation is conducted.

The Board also reviews the Financial Statements, investment transactions, revenue budgets and performance of the Company. Full and timely information is provided to the Board to enable it to function effectively and to allow Directors to discharge their responsibilities.

The Board comprises five Directors, all of whom are non-executive. The Chairman is responsible for organising the business of the Board, ensuring its effectiveness and setting its agenda. The executive responsibility for investment management has been delegated to the Company's Alternative Investment Fund Manager ('AIFM'), Baillie Gifford & Co Limited, and, in the context of a Board comprising only non-executive Directors, there is no chief executive officer. The Senior Independent Director is Ruary Neill.

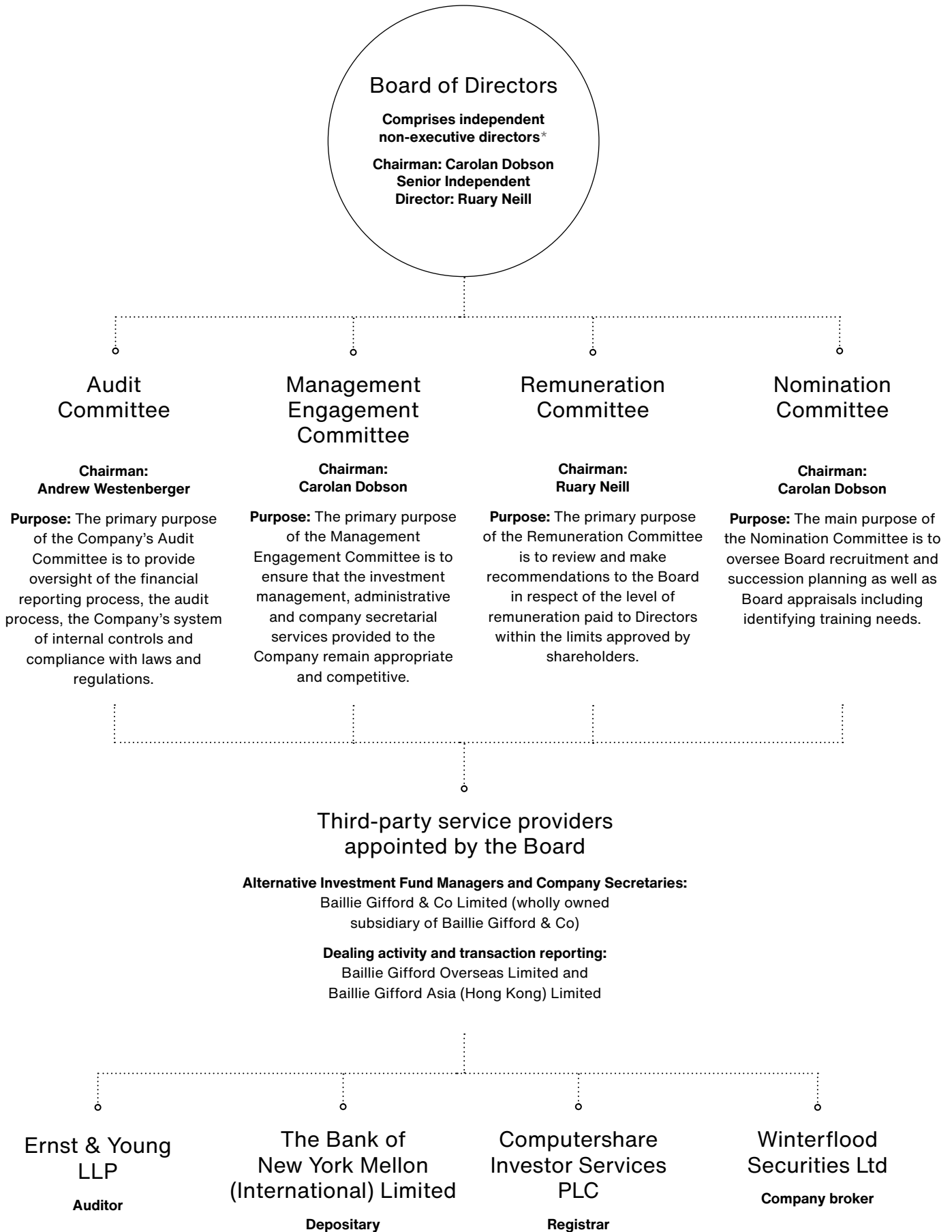
The Directors believe that the Board has a balance of skills and experience that enables it to provide effective strategic leadership and proper governance of the Company. Information about the Directors, including their relevant experience, can be found on pages 44 and 45.

There is an agreed procedure for Directors to seek independent professional advice, if necessary, at the Company's expense.

Appointments to the Board

The terms and conditions of Directors' appointments are set out in formal letters of appointment which are available for inspection on request.

Under the provisions of the Company's Articles of Association, a Director appointed during the year is required to retire and seek election by shareholders at the next Annual General Meeting. The Board has agreed that all Directors will retire at each Annual General Meeting and, if appropriate, offer themselves for re-election.



* The independent non-executive directors are made up of Carolan Dobson, Ruary Neill, Andrew Westenberger, Cathy Pitt and Neil Rogan. All Directors are members of the Management Engagement Committee, Remuneration Committee and Nomination Committee. All Directors, with the exception of the Chairman of the Company, are members of the Audit Committee. Further details on their experience can be found on pages 44 and 45.

Independence of Directors

All the Directors are considered by the Board to be independent of the Managers and free of any business or other relationship which could interfere with the exercise of their independent judgement.

The Directors recognise the importance of succession planning for company boards and review the Board composition annually. The Board is of the view that length of service will not necessarily compromise the independence or contribution of Directors of an investment trust company, where continuity and experience can be a benefit to the Board.

Meetings

There is an annual cycle of Board meetings which is designed to address, in a systematic way, overall strategy, review of investment policy, investment performance, marketing, revenue budgets, dividend policy and communication with shareholders. The Board considers that it meets sufficiently regularly to discharge its duties effectively. The table below shows the attendance record for the core Board and Committee meetings held during the year, excluding ancillary and sub-committee meetings. The Annual General Meeting was attended by all the Directors.

	Board	Audit Committee	Nomination Committee	Remuneration Committee	Management Engagement Committee
Number of meetings	4	2	1	1	1
Carolan Dobson*	4	-	1	1	1
Ruary Neill	4	2	1	1	1
Cathy Pitt	4	2	1	1	1
Neil Rogan†	1	-	1	1	1
Andrew Westenberger	4	2	1	1	1

* Carolan Dobson stepped down as a member of the Audit Committee in December 2018 but attends by invitation.

† Neil Rogan did not attend all of the meetings during the year because he was appointed on 1 January 2024. He attended all of the meetings held following his appointment and therefore attended all applicable meetings.

Nomination Committee

The Nomination Committee consists of all the Directors and Carolan Dobson is the Chairman of the Committee. The Committee meets on an annual basis and at such other times as may be required. The Committee has written terms of reference which include reviewing the composition of the Board, identifying and nominating new candidates for appointment to the Board, Board appraisal, succession planning and training. The Committee also considers whether Directors should be recommended for re-election by shareholders.

The Committee's Terms of Reference are available on request from the Company and on the Company's page of the Managers' website: bgukgrowthtrust.com.

During the year, the Committee, chaired by Andrew Westenberger, engaged an external search consultancy, Trust Associates, to recruit a new Director to join the Board. Neil Rogan was identified as the preferred candidate and was appointed with effect from 1 January 2024. Trust Associates has no other connection with the Company.

Policy on Chairman's tenure

The Board's policy is that the Chairman will serve for no longer than nine years, other than in exceptional circumstances for the benefit of the Company.

As previously announced, it is the intention of the Board that Neil Rogan will take on the role of Chairman of the Board when Carolan Dobson stands down from the Board. Carolan Dobson will stand down from the Board on 14 June 2024 and Neil Rogan will take on the role of Chairman on 14 June 2024.

Performance evaluation

An appraisal of the Chairman, each Director and a performance evaluation and review of the Board as a whole and its Committees was carried out during the year. Each Director and the Chairman responded to an evaluation questionnaire which was discussed appropriately with the Chairman. The Chairman's appraisal was led by Ruary Neill, the Senior Independent Director. The appraisals and evaluations considered, amongst other criteria, the balance of skills of the Board, training and development requirements, the contribution of individual Directors and the overall effectiveness of the Board and its Committees. Following this process it was concluded that there was a diverse range of skills within the Board, and the performance of each Director, the Chairman, the Board and its Committees continues to be effective and that each Director and the Chairman remain committed to the Company.

A review of the Chairman's and the other Directors' commitments was carried out and the Nomination Committee is satisfied that they are capable of devoting sufficient time to the Company. There were no significant changes to the Chairman's other commitments during the year.

Diversity policy

Appointments to the Board are made on merit with due regard for the benefits of diversity including the requirements of the Listing Rules. The priority in appointing new Directors is to identify the candidate with the best range of skills and experience to complement existing Directors.

The Board believes that maintaining a diversity of thought and experience on the Board and at an operational level within Baillie Gifford represents the best way of discharging its responsibilities to shareholders.

Diversity of the board

The Directors consider Board composition in terms of the overall value the Board offers to shareholders; this means that it seeks to ensure that (i) the Directors, between them, have diverse expertise allowing them to bring an appropriate range of skills to the performance of their duties; and (ii) the Directors represent a diverse range of backgrounds and characteristics, which enables a range of perspectives to contribute to governance and decision-making.

The FCA Listing Rules on diversity and inclusion set out the targets which should be met as follows: (i) at least 40% of individuals on a board should be women; (ii) at least one senior board position should be held by a woman; and (iii) at least one individual on its board should be from a minority ethnic background (as defined by the Office of National Statistics (ONS) criteria). As an externally managed investment company with no chief executive officer (CEO) or chief financial officer (CFO), the roles which qualify as senior under FCA guidance are the Chairman and Senior Independent Director (SID). The Board considers the Audit Committee Chairman to be a senior role.

Board as at 30 April 2024

Sex	Number of Board Members	Percentage of the Board	Number of Senior Positions on the Board	Number in Executive Management	Percentage of Executive Management
Men	3	60%	1 *	n/a	n/a
Women	2	40%	1	n/a	n/a
Not specified/prefer not to say	-	-	-	n/a	n/a

* The Company only has two of the senior roles specified by the Listing Rules, that is the position of Chairman and SID. While the Company considers the role of Audit Chairman to be a senior role, this is not reflected as a senior role in this table. The role of Audit Committee Chairman is currently held by a man.

Ethnicity	Number of Board Members	Percentage of the Board	Number of Senior Positions on the Board	Number in Executive Management	Percentage of Executive Management
White British or other White (including minority white groups)	5	100%	2 *	n/a	n/a
Mixed/Multiple Ethnic Groups	-	-	-	n/a	n/a
Asian/Asian British	-	-	-	n/a	n/a
Black/African/Caribbean/Black British	-	-	-	n/a	n/a
Other ethnic group, including Arab	-	-	-	n/a	n/a
Not specified/prefer not to say	-	-	-	n/a	n/a

* The Company only has two of the senior roles specified by the Listing Rules, that is the position of Chairman and SID. While the Company considers the role of Audit Chairman to be a senior role, this is not reflected as a senior role in this table. The current Audit Committee Chairman's ethnic background is white.

As shown in the Board composition tables, the Company met the targets on percentage of women and women in senior roles, but did not meet the target in relation to the ethnic background of the Board. While there have been no changes to Board membership between 30 April 2024 and 13 June 2024, Carolan Dobson is not seeking re-election and will step down from the Board on 14 June 2024. Neil Rogan will take on the role of Chairman of the Board on 14 June 2024.

The Board considers that its small size is the principal reason why the other Listing Rule targets were not met. The Board supports, and is ambitious to meet, all the Listing Rule diversity targets and will continue to review its size and composition both as part of its refreshment cycle and more widely.

All recruitment for new board members will be external, through the use of search agencies or platforms. Recruitment consultants will be asked to put forward candidates with the desired skillset but also with a diverse range of characteristics.

Induction and training

New Directors are provided with an induction programme which is tailored to the particular circumstances of the appointee. Regular briefings were provided during the year on industry and regulatory matters. Directors receive other relevant training as necessary.

Remuneration Committee

The Remuneration Committee consists of all Directors and Ruary Neill is the Chairman of the Committee. The Remuneration Committee reviews and makes recommendations to the Board in respect of the level of remuneration paid to Directors within the limits approved by shareholders. The Company's policy on remuneration is set out in the Directors' Remuneration Report on pages 61 to 64.

The Committee's Terms of Reference are available on request from the Company and on the Company's page of the Managers' website: [bgukgrowthtrust.com](https://www.bgukgrowthtrust.com).

Management Engagement Committee

The role of the Management Engagement Committee is to ensure that the Manager remains suitable to manage the portfolio, that the management contract is competitive and reasonable for shareholders, and that the Company maintains appropriate administrative and company secretarial support. All Directors are members of the Management Engagement Committee which is chaired by the Chairman of the Board. The Board considers each member of the Committee to be independent.

To discharge its duties, the Committee met on one occasion during the year to consider: the performance and suitability of the Manager; the terms and conditions of the AIFM Agreement, including fees; and, the Committee's Terms of Reference.

The Committee's Terms of Reference are available on request from the Company and on the Company's page of the Managers' website: [bgukgrowthtrust.com](https://www.bgukgrowthtrust.com).

Audit Committee

The report of the Audit Committee is set out on pages 59 to 60.

Internal controls and risk management

The Directors acknowledge their responsibility for the Company's risk management and internal control systems and for reviewing their effectiveness. The systems are designed to manage rather than eliminate the risk of failure to achieve business objectives and can only provide reasonable but not absolute assurance against material misstatement or loss.

The Board confirms that there is an ongoing process for identifying, evaluating and managing the significant risks faced by the Company in accordance with the FRC guidance 'Guidance on Risk Management, Internal Control and Related Financial and Business Reporting'. The practical measures in relation to the design, implementation and maintenance of control policies and procedures to safeguard the Company's assets and to manage its affairs properly, including the maintenance of effective operational and compliance controls have been delegated to the Managers and Secretaries.

The Board oversees the functions delegated to the Managers and Secretaries and the controls managed by the AIFM in accordance with the Alternative Investment Fund Managers Regulations (as detailed below). Baillie Gifford & Co's Internal Audit and Compliance Departments and the AIFM's permanent risk function provide the Audit Committee with regular reports on their monitoring programmes. The reporting procedures for these departments are defined and formalised within a service level agreement. Baillie Gifford & Co conducts an annual review of its system of internal controls which is documented within an internal controls report which complies with ISAE 3402 – Assurance Reports on Internal Controls of Service Organisations made available to Third Parties. This report is independently reviewed by Baillie Gifford & Co's Auditor and a copy is submitted to the Audit Committee.

A report identifying the material risks faced by the Company and the key controls employed to manage these risks is reviewed by the Audit Committee. These procedures ensure that consideration is given regularly to the nature and extent of risks facing the Company and that they are being actively monitored. Where changes in risk have been identified during the year they also provide a mechanism to assess whether further action is required to manage these risks.

The Directors confirm that they have reviewed the effectiveness of the Company's risk management and internal controls systems, which accord with the FRC 'Guidance on Risk Management, Internal Control and Related Financial and Business Reporting' and they have procedures in place to review their effectiveness on a regular basis. No significant weaknesses were identified in the year under review and up to the date of this Report.

The Board confirms that these procedures have been in place throughout the Company's financial year and continue to be in place up to the date of approval of this Report.

To comply with the Alternative Investment Fund Managers Regulations, The Bank of New York Mellon (International) Limited acts as the Company's Depositary and Baillie Gifford & Co Limited as its AIFM.

The Depositary's responsibilities include cash monitoring, safe keeping of the Company's financial instruments, verifying ownership and maintaining a record of other assets and monitoring the Company's compliance with investment limits and leverage requirements. The Depositary is liable for the loss of financial instruments held in custody. The Depositary will ensure that any delegate segregates the assets of the Company. The Company's Depositary also acts as the Company's Custodian. The Custodian prepares reports on its key controls and safeguards which are independently reviewed by KPMG LLP. The reports are reviewed by Baillie Gifford's Business Risk Department and a summary of the key points is reported to the Audit Committee and any concerns are investigated.

The Depositary provides the Audit Committee with a report on its monitoring activities.

The AIFM has established a permanent risk management function to ensure that effective risk management policies and procedures are in place and to monitor compliance with risk limits. The AIFM has a risk management policy which covers the risks associated with the management of the portfolio,

and the adequacy and effectiveness of this policy is reviewed and approved at least annually. This review includes the risk management processes and systems and limits for each risk area.

The risk limits, which are set by the AIFM and approved by the Board, take into account the objectives, strategy and risk profile of the portfolio. These limits, including leverage (see page 103), are monitored and the sensitivity of the portfolio to key risks is undertaken periodically as appropriate to ascertain the impact of changes in key variables in the portfolio. Exceptions from limits monitoring and stress testing undertaken by Baillie Gifford's Business Risk Department are escalated to the AIFM and reported to the Board along with any remedial measures being taken.

Going concern

In accordance with the Financial Reporting Council's guidance on going concern and liquidity risk, the Directors have undertaken a rigorous review of the Company's ability to continue as a going concern.

The Company's principal and emerging risks are market related and include market risk, liquidity risk and credit risk. An explanation of these risks and how they are managed is contained in note 18 to the Financial Statements. The Board has, in particular, considered recent heightened geopolitical tensions and conflicts and macroeconomic concerns, including increased inflation and interest rates. It has reviewed specific leverage and liquidity stress testing but does not believe the Company's going concern status is affected. The Company's assets, the vast majority of which are investments in quoted securities which are readily realisable, exceed its liabilities significantly. All borrowings require the prior approval of the Board. Gearing levels and compliance with borrowing covenants are reviewed by the Board on a regular basis. Details of the Company's one year loan facility with The Royal Bank of Scotland International Limited which is due to be repaid in July 2024 are shown in note 11 on page 85. Negotiations are underway to replace this facility. The Company has continued to comply with the investment trust status requirements of section 1158 of the Corporation Tax Act 2010 and the Investment Trust (Approved Company) Regulations 2011.

In accordance with the Company's Articles of Association, shareholders have the right to vote on the continuation of the Company every five years, the next vote being at the Annual General Meeting to be held on 4 September 2024. The Company's Board, Managers and brokers engage with shareholders on an ongoing basis. The Board has considered the feedback received regarding shareholders' voting intentions, the composition of the Company's shareholder register and the outcome of the previous continuation vote held in 2019, and concluded that, at the date of signing these Annual Report and Financial Statements, it is likely that the vote on continuation of the Company will be in favour of continuation.

Accordingly, the Financial Statements have been prepared on the going concern basis as it is the Directors' opinion, having assessed the principal risks and other matters, as set out in the Viability Statement on page 38 and revenue estimates prepared to 30 June 2025, that the Company will continue in operational existence for a period of at least twelve months from the date of approval of these Financial Statements.

Relations with shareholders

The Board places great importance on communication with shareholders. The Chairman meets shareholders independently of the Managers and reports shareholders' views to the Board. Shareholders wishing to communicate with any members of the Board may do so by writing to them at the Company's registered office or through the Company's broker, Winterflood Investment Trusts (see contact details on page 108). All correspondence addressed to the Chairman is dealt with directly by the Chairman. The Company's Managers also meet regularly with shareholders and their representatives.

The Company's Annual General Meeting provides a further forum for communication with all shareholders. The level of proxies lodged for each resolution is announced at the Meeting and is published at [bgukgrowthtrust.com](https://www.bgukgrowthtrust.com) subsequent to the meeting. The notice period for the Annual General Meeting is at least twenty working days. Shareholders and potential investors may obtain up-to-date information on the Company from the Managers' website at [bgukgrowthtrust.com](https://www.bgukgrowthtrust.com).

Corporate governance and stewardship

The Company believes that it is in the shareholders' interests to consider environmental, social and governance ('ESG') factors when selecting and retaining investments and has asked the Managers to take these issues into account. The Managers do not exclude companies from their investment universe purely on the grounds of ESG factors but adopt a positive engagement approach whereby matters are discussed with management with the aim of improving the relevant policies and management systems and enabling the Managers to consider how ESG factors could impact long-term investment returns. The Managers' Stewardship Principles and examples of portfolio company engagement are set out on pages 13 to 20 and the Statement of Compliance with the UK Stewardship Code can be found on the Managers' website: [bailliegifford.com](https://www.bailliegifford.com). The Managers' approach has been reviewed and endorsed by the Board.

The Company has given discretionary voting powers to Baillie Gifford & Co. The Managers vote against resolutions they consider may damage shareholders' rights or economic interests. The Board reviews regular reports on voting and engages with the Managers on these matters.

Baillie Gifford & Co, the Company's Managers, has considered the Sustainable Finance Disclosures Regulation ('SFDR') and further details can be found on page 107.

The Managers, Baillie Gifford & Co, are signatories to the United Nations Principles for Responsible Investment and are also members of the International Corporate Governance Network.

Climate change

The Board recognises that climate change poses a serious threat to our environment, our society and to economies and companies around the globe. Addressing the underlying causes is likely to result in companies that are high emitters of carbon facing greater societal and regulatory scrutiny and higher costs to account for the true environmental impact of their activities. The Managers utilise data sourced from a third-party provider to map the carbon footprint of the equity portfolio using the information to prioritise engagement and understand what higher emitting companies are doing to manage climate risk better. The carbon intensity of the Company's portfolio is 77.0% lower than the Company's benchmark (FTSE All-Share).

This analysis is based on 98.7% of the value of the Company's equity portfolio which reports on carbon emissions and other carbon related characteristics and is measured using data from MSCI via the Factset platform.

Carbon intensity measures the carbon efficiency of the portfolio per unit of output and assesses the portfolio's exposure to carbon-intensive companies.

Baillie Gifford's Task Force on Climate-Related Financial Disclosures ('TCFD') Climate Report is available on the Managers' website at **bailliegifford.com**. A Company specific TCFD climate report is also available on the Company's page of the Managers' website at **bgukgrowthtrust.com**.

The Managers, Baillie Gifford & Co, are signatories to the Carbon Disclosure Project.

On behalf of the Board
Carolyn Dobson
Chairman
13 June 2024

Audit Committee report

The Audit Committee consists of all independent Directors except for the Chairman of the Board, Carolan Dobson. The members of the Committee consider that they have the requisite financial skills and experience to fulfil the responsibilities of the Committee. Andrew Westenberger, Chairman of the Committee, is a Chartered Accountant. The Committee's authority and duties are clearly defined within its written Terms of Reference which are available on request from the Company and on the Company's page of the Managers' website: bgukgrowthtrust.com. The Terms of Reference are reviewed annually.

The Committee's effectiveness is reviewed on an annual basis as part of the Board's performance evaluation process (see page 53).

At least once a year the Committee meets with the external Auditor without any representative of the Manager being present.

Main activities of the committee

The Committee met twice during the year to 30 April 2024 and the external Auditor attended both meetings. Baillie Gifford & Co's Internal Audit and Compliance Departments and the AIFM's permanent risk function provided reports on their monitoring programmes for these meetings. The external auditor also met with the Chairman of the Audit Committee separately twice during the year.

The matters considered, monitored and reviewed by the Committee during the course of the year included the following:

- the results announcements and the Annual and Interim reports;
- the Company's accounting policies and practices and the implementation of the Managers' valuation policy for investments in unlisted (private) companies;
- the regulatory changes impacting the Company;
- the fairness, balance and understandability of the Annual Report and Financial Statements and whether it provided the information necessary for shareholders to assess the Company's performance, business model and strategy;
- the effectiveness of the Company's internal control environment;
- the appointment/re-appointment, remuneration and terms of engagement of the external Auditor;
- whether the audit services contract should be put out to tender;
- the policy on the engagement of the external Auditor to supply non-audit services;
- the independence and objectivity of the external Auditor and the effectiveness of the audit process;
- the need for the Company to have its own internal audit function;
- internal controls reports received from the Managers and other service providers; and
- the arrangements in place within Baillie Gifford & Co whereby its staff may, in confidence, raise concerns about possible improprieties in matters of financial reporting or other matters.

Internal audit

The Committee continues to believe that the compliance and internal control systems and the internal audit function in place within the Investment Managers provide sufficient assurance that a sound system of internal control, which safeguards shareholders' investment and the Company's assets, is maintained. An internal audit function, specific to the Company, is therefore considered unnecessary.

Financial reporting

The Committee considers that the most significant issues likely to affect the Financial Statements are the existence and valuation of investments, as they represent 99.0% of total assets, and the accuracy and completeness of income from investments.

The majority of the investments are in quoted securities and market prices are readily available from independent external pricing sources.

The Committee reviewed Baillie Gifford's Report on Internal Controls which details the controls in place regarding the recording and pricing of investments. The Managers agreed the prices of all the listed investments at 30 April 2024 to external price sources and the holdings were agreed to confirmations from the Company's Custodian.

The Committee reviewed the Managers' valuation approach for investments in unlisted companies (as described on pages 79 and 80) and approved the valuation of the unlisted investment following a detailed review of the valuation of the investment and relevant challenge where appropriate. The Managers agreed the holding in certificated form to confirmations from the Company's Custodian.

The Committee reviewed the Managers' report on Internal Controls which details the controls in place regarding completeness and accurate recording of investment income. The accounting treatment of each special dividend received or receivable during the year was reviewed by the Managers.

The Managers confirmed to the Committee that they were not aware of any material misstatements in the context of the Financial Statements as a whole and that the Financial Statements are in accordance with applicable law and accounting standards.

Internal controls and risk management

The Committee reviewed the effectiveness of the Company's risk management and internal controls systems as described on pages 55 and 56. No significant weaknesses were identified in the year under review.

External auditor

To fulfil its responsibility regarding the independence and objectivity of the external auditor, the Committee reviewed:

- the audit plan for the current year;
- a report from the Auditor describing their arrangements to manage auditor independence and received confirmation of its independence; and

- the extent of non-audit services provided by the external Auditor. There were no non-audit fees for the year to 30 April 2024.

To assess the effectiveness of the external Auditor, the Committee reviewed and considered:

- the Auditor's fulfilment of the agreed audit plan;
- feedback from the Secretaries on the performance of the audit team;
- the Audit Quality Inspection Report on Ernst & Young LLP issued by the FRC's Audit Quality Review team; and
- detailed discussion with audit personnel to challenge audit processes and deliverables.

To fulfil its responsibility for oversight of the external audit process the Committee considered and reviewed:

- the Auditor's engagement letter;
- the Auditor's proposed audit strategy;
- the audit fee; and
- a report from the Auditor on the conclusion of the audit.

The audit partner responsible for the audit will be rotated at least every five years in accordance with professional and regulatory standards in order to protect independence and objectivity and to provide fresh challenge to the business. Ms Mercer, the current partner, will continue as audit partner until the conclusion of the 2025 audit. The year under audit represents Ms Mercer's fourth year as audit partner.

Ernst & Young LLP has confirmed that it believes it is independent within the meaning of regulatory and professional requirements and that the objectivity of the audit partner and staff is not impaired.

Having carried out the review process described above, the Committee is satisfied that the Auditor has remained independent and effective for the purposes of this year's audit.

There are no contractual obligations restricting the Committee's choice of external Auditor.

Accountability and audit

The respective responsibilities of the Directors and the Auditor in connection with the Financial Statements are set out on pages 65 to 74.

On behalf of the Board
 Andrew Westenberger
 Audit Committee Chairman
 13 June 2024

Directors' remuneration report

This report has been prepared in accordance with the requirements of the Companies Act 2006.

Statement by the Chairman

The Directors' Remuneration Policy is subject to shareholder approval every three years or sooner if an alteration to the policy is proposed. The Remuneration Policy which is set out below was last approved at the Annual General Meeting in September 2023 and no changes are proposed to the policy for the Annual General Meeting to be held in 2024.

The Board reviewed the level of fees during the year and concluded that there would be no change to the fees. The fees were last increased with effect from 1 May 2023.

Directors' remuneration policy

The determination of the Directors' fees is a matter considered by the Remuneration Committee and recommended to the Board for adoption.

It is the Board's policy to determine the level of Directors' remuneration having regard to amounts payable to non-executive Directors in the industry generally, the role that individual Directors fulfil in respect of Board and Committee responsibilities, and time committed to the Company's affairs, taking into account the aggregate limit of fees set out in the Company's Articles of Association. This aggregate limit of Directors' fees is currently set at £200,000 per annum and any increase in this level requires approval by the Board and the Company's shareholders. The Chairman of the Board, the Chairman of the Audit Committee and the Senior Independent Director each receive fees at a higher rate than the other Directors to reflect their additional responsibilities. Directors' fees are set at a level to recruit and retain individuals of sufficient calibre, with the level of knowledge, experience and expertise necessary to promote the success of the Company in reaching its short and long-term strategic objectives.

The Board and its Committees exclusively comprise non-executive Directors. No Director past or present has an entitlement to a Company pension, and the Company has not, and does not intend to operate a share scheme for Directors or to award any share options or long-term performance incentives to any Director. No Director has a service contract with the Company. However, Directors have a letter of appointment. Directors do not receive exit payments and are not provided with any compensation for loss of office. No other payments are made to Directors other than the reimbursement of reasonable out-of-pocket expenses incurred in attending to the Company's business.

The terms of Directors' letters of appointment are available for inspection at the Company's registered office address during normal business hours and during the Annual General Meeting at the location of such meeting.

The Board did not seek the views of shareholders in setting this Remuneration Policy. Any comments on the Policy received from shareholders would be considered on a case-by-case basis.

As the Company does not have any employees, no employee pay and employment conditions were taken into account when setting this Remuneration Policy and no employees were consulted in its construction.

Directors' fees are reviewed annually and take into account research from third parties on the fee levels of directors of peer group companies, as well as industry norms and factors affecting the time commitment expected of the Directors. New Directors are subject to the provisions set out in this Remuneration Policy.

Limits on Directors' remuneration

The fees for the non-executive Directors are payable monthly in arrears and the fees paid in respect of the year ended 30 April 2024 together with the expected fees payable in respect of the year ending 30 April 2025 are set out in following table. The fees payable to the Directors in the subsequent financial years will be determined following an annual review of the Directors' fees.

Name	Expected fees for year ending 30 April 2025 £	Fees paid for the year to 30 April 2024 £
Carolan Dobson	5,100	42,500
Ruary Neill	31,500	31,500
Cathy Pitt	30,000	30,000
Neil Rogan	41,000	10,000
Andrew Westenberger	35,000	35,000
Total aggregate annual fees that can be paid to the Directors in any year under the Directors' Remuneration Policy, as set out in the Company's Articles of Association	200,000	200,000

Annual report on remuneration

An ordinary resolution for the approval of this report will be put to the members at the forthcoming Annual General Meeting.

The law requires the Company's Auditor to audit certain disclosures provided in this report. Where disclosures have been audited, they are indicated as such. The Auditor's opinion is included in the Independent Auditor's Report on pages 67 to 74.

Statement of voting at Annual General Meeting

At the last Annual General Meeting, of the proxy votes received in respect of the Directors' remuneration report, 99.8% were in favour, 0.1% were against and votes withheld were 0.1%. At the last Annual General Meeting at which the Directors' Remuneration Policy was considered (September 2023), 99.7% of the proxy votes received were in favour, 0.2% were against and 0.1% votes were withheld.

Directors' Remuneration for the Year (audited)

The Directors who served during the year received the following remuneration in the form of fees and taxable benefits. This represents the entire remuneration paid to the Directors.

Name	2024 fees £	2024 taxable benefits* £	2024 total £	2023 fees £	2023 taxable benefits* £	2023 total £
Carolán Dobson	42,500	5,261	47,761	40,600	2,605	43,205
Ruary Neill	31,500	2,818	34,318	30,600	2,747	33,347
Cathy Pitt	30,000	4,000	34,000	29,100	1,965	31,065
Neil Rogan (appointed 1 January 2024)	10,000	1,998	11,998	-	-	-
Andrew Westenberger	35,000	4,192	39,192	33,100	3,290	36,390
	149,000	18,269	167,269	133,400	10,607	144,007

* Comprises expenses incurred by Directors in the course of travel to attend Board and Committee meetings held at the normal place of business. These amounts have been grossed up for applicable income tax and national insurance.

Annual Percentage Change in Remuneration

This represents the annual percentage change in the remuneration paid to the Directors.

Name	2024 fees %	2024 taxable benefits %	2023 fees %	2023 taxable benefits %	2022 fees %	2022 taxable benefits %	2021 fees %	2021 taxable benefits %
Carolán Dobson	4.7	102.0	5.7	294.7	1.6	n/a	0.8	(100.0)
Ruary Neill	2.9	2.6	6.4	2,115.3	6.5	n/a	0.7	(100.0)
Cathy Pitt (appointed 5 August 2021)	3.1	103.6	43.0	46.6	n/a	n/a	n/a	n/a
Neil Rogan (appointed 1 January 2024)	n/a	n/a	n/a	n/a	n/a	n/a	n/a	n/a
Andrew Westenberger	5.7	27.4	7.8	659.8	1.7	n/a	0.7	(100.0)

Where fees or taxable benefits for a Director were nil in the prior year, the year on year movement has been noted as 'n/a'. Due to Covid-19 restrictions, there was no travel for the financial year to 30 April 2021. In person Board and committee meetings resumed partway through the financial year to 30 April 2022.

Directors' Interests (audited)

The Directors at the end of the year under review, and their interests in the Company, are shown in the following table. There have been no changes intimated in the Directors' interests up to 13 June 2024.

Name	Nature of interest	Ordinary 25p shares held at 30 April 2024	Ordinary 25p shares held at 30 April 2023
Carolán Dobson	Beneficial	26,949	26,949
Ruary Neill	Beneficial	20,000	20,000
Cathy Pitt	Beneficial	5,362	5,362
Neil Rogan	Beneficial	15,328	-
Andrew Westenberger	Beneficial	20,000	20,000

Relative importance of spend on Pay

The table below shows the actual expenditure during the year in relation to Directors' remuneration and distributions to shareholders.

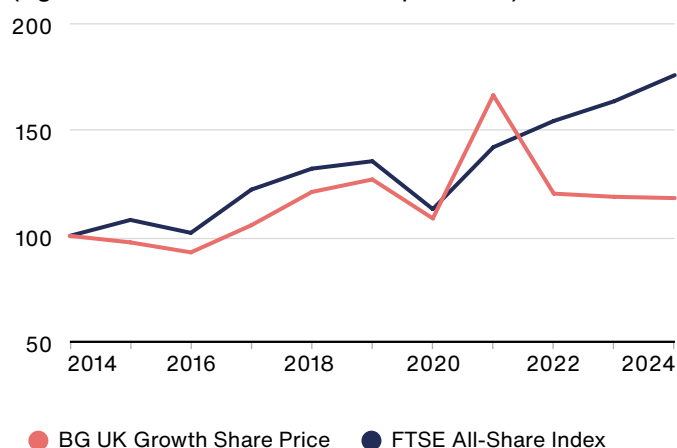
	2024 £'000	2023 £'000	Change %
Directors' remuneration	167	144	16.0
Dividends	5,410	5,951	(9.1)

Company performance

The following graph compares the share price total return (assuming all dividends are reinvested) to ordinary shareholders compared with the total shareholder return on a notional investment made up of shares in the component parts of the FTSE All-Share Index. This index was chosen for comparison purposes as it is a widely used measure of performance for UK listed companies and also the index against which the Company measures its performance.

Performance graph

(figures rebased to 100 at 30 April 2014)



Source: LSEG and relevant underlying index providers. See disclaimer on page 103.

All figures are total returns (assuming net dividends are reinvested). See Glossary of Terms and Alternative Performance Measures on pages 104 to 106.

Past performance is not a guide to future performance.

Approval

The Directors' remuneration report on pages 61 to 64 was approved by the Board of Directors and signed on its behalf on 13 June 2024.

Ruary Neill
Remuneration Committee Chairman

Statement of Directors' responsibilities

The Directors are responsible for preparing the Annual Report and Financial Statements in accordance with applicable law and regulations.

Company law requires the Directors to prepare Financial Statements for each financial year. Under that law they have elected to prepare the Financial Statements in accordance with applicable law and United Kingdom Accounting Standards, comprising Financial Reporting Standard 102 the Financial Reporting Standard Applicable in the UK and Republic of Ireland ('FRS 102'). Under company law the Directors must not approve the Financial Statements unless they are satisfied that they give a true and fair view of the state of affairs of the Company and of its profit or loss for that year. In preparing these Financial Statements, the Directors are required to:

- select suitable accounting policies and then apply them consistently;
- state whether applicable United Kingdom Accounting Standards, comprising FRS 102, have been followed, subject to any material departures disclosed and explained in the Financial Statements;
- make judgements and accounting estimates that are reasonable and prudent; and
- prepare the Financial Statements on the going concern basis unless it is inappropriate to presume that the Company will continue in business.

The Directors are responsible for keeping adequate accounting records that are sufficient to show and explain the Company's transactions and disclose with reasonable accuracy at any time the financial position of the Company and enable them to ensure that the Financial Statements and the Directors' remuneration report comply with the Companies Act 2006. They are responsible for such internal control as they determine is necessary to enable the preparation of financial statements that are free from material misstatement, whether due to fraud or error, and have general authority for taking such

steps as are reasonably open to them to safeguard the assets of the Company and to prevent and detect fraud and other irregularities.

Under applicable laws and regulations, the Directors are also responsible for preparing a Strategic report, Directors' report, Directors' remuneration report and Corporate governance statement that complies with that law and those regulations.

The Directors have delegated responsibility to the Managers for the maintenance and integrity of the Company's page of the Managers' website. Legislation in the United Kingdom governing the preparation and dissemination of Financial Statements may differ from legislation in other jurisdictions.

Responsibility statement of the Directors in respect of the annual financial report

We confirm that, to the best of our knowledge:

- the Financial Statements, prepared in accordance with the applicable set of accounting standards, give a true and fair view of the assets, liabilities, financial position and net return of the Company;
- the Strategic report includes a fair review of the development and performance of the business and the position of the issuer, together with a description of the principal risks and uncertainties they face; and
- the Annual Report and Financial Statements taken as a whole, is fair, balanced and understandable and provides the information necessary for shareholders to assess the Company's position and performance, business model and strategy.

On behalf of the Board
 Carolan Dobson
 13 June 2024

Notes

The following notes relate to financial statements published on a website and are not included in the printed version of the Annual Report and Financial Statements:

- The maintenance and integrity of the Baillie Gifford & Co website is the responsibility of Baillie Gifford & Co; the work carried out by the Auditors does not involve consideration of these matters and accordingly, the Auditors accept no responsibility for any changes that may have occurred to the financial statements since they were initially presented on the website.
- Legislation in the United Kingdom governing the preparation and dissemination of financial statements may differ from legislation in other jurisdictions.

Financial report

The Financial Statements for the year to 30 April 2024 are set out on pages 66 to 91 have been prepared in accordance with FRS 102 'The Financial Reporting Standard applicable in the UK and Republic of Ireland'.

Independent auditor's report

to the members of Baillie Gifford UK Growth Trust plc

Opinion

We have audited the financial statements of Baillie Gifford UK Growth Trust plc ('the Company') for the year ended 30 April 2024 which comprise the Income Statement, the Balance Sheet, the Statement of Changes in Equity, the Cash Flow Statement, and the related notes 1 to 19, including a summary of significant accounting policies. The financial reporting framework that has been applied in their preparation is applicable law and United Kingdom Accounting Standards including FRS 102 "The Financial Reporting Standard applicable in the UK and Republic of Ireland" (United Kingdom Generally Accepted Accounting Practice).

In our opinion, the financial statements:

- give a true and fair view of the Company's affairs as at 30 April 2024 and of its profit for the year then ended;
- have been properly prepared in accordance with United Kingdom Generally Accepted Accounting Practice; and
- have been prepared in accordance with the requirements of the Companies Act 2006.

Basis for opinion

We conducted our audit in accordance with International Standards on Auditing (UK) (ISAs (UK)) and applicable law. Our responsibilities under those standards are further described in the Auditor's responsibilities for the audit of the financial statements section of our report. We believe that the audit evidence we have obtained is sufficient and appropriate to provide a basis for our opinion.

Independence

We are independent of the Company in accordance with the ethical requirements that are relevant to our audit of the financial statements in the UK, including the FRC's Ethical Standard as applied to public interest entities, and we have fulfilled our other ethical responsibilities in accordance with these requirements.

The non-audit services prohibited by the FRC's Ethical Standard were not provided to the Company and we remain independent of the Company in conducting the audit.

Conclusions relating to going concern

In auditing the financial statements, we have concluded that the Directors' use of the going concern basis of accounting in the preparation of the financial statements is appropriate. Our evaluation of the Directors' assessment of the Company's ability to continue to adopt the going concern basis of accounting included:

- Confirmation of our understanding of the Company's going concern assessment process and engaged with the Directors and the Company Secretary to determine if all key factors that we have become aware of during our audit were considered in their assessment.
- Inspection of the Directors' assessment of going concern, including the revenue forecast, for the period to 30 June 2025 which is at least twelve months from the date these financial statements were authorised for issue. In preparing the revenue forecast, the Company has concluded that it is able to continue to meet its ongoing costs as they fall due.

- Review of the factors and assumptions, including the impact of the current economic environment, as applied to the revenue forecast and the liquidity assessment of the investments. We considered the appropriateness of the methods used to calculate the revenue forecast and the liquidity assessment and determined, through testing of the methodology and calculations, that the methods, inputs and assumptions utilised were appropriate to be able to make an assessment for the Company.
- Assessment of the risk of breaching the debt covenants as a result of a reduction in the value of the Company's portfolio. We calculated the Company's compliance with debt covenants and we performed reverse stress testing in order to identify what factors would lead to the Company breaching the financial covenants.
- Consideration of the mitigating factors included in the revenue forecasts that are within the control of the Company. We reviewed the Company's assessment of the liquidity of investments held and evaluated the Company's ability to sell those investments in order to cover working capital requirements should revenue decline significantly.
- Assessment of the impact of the continuation vote at the September 2024 AGM on the going concern basis of preparation, by considering the current and historical performance of the Company, reviewing minutes from the Broker's and Directors' discussion with certain shareholders about their current intentions in relation to the continuation vote and assessing the Directors' analysis of the responses the Broker received.
- Review of the Company's going concern disclosures included in the annual report in order to assess that the disclosures were appropriate and in conformity with the reporting standards.

Based on the work we have performed, we have not identified any material uncertainties relating to events or conditions that, individually or collectively, may cast significant doubt on the Company's ability to continue as a going concern for a period to 30 June 2025 which is at least twelve months from the date these financial statements were authorised for issue.

In relation to the Company's reporting on how they have applied the UK Corporate Governance Code, we have nothing material to add or draw attention to in relation to the Directors' statement in the financial statements about whether the Directors considered it appropriate to adopt the going concern basis of accounting.

Our responsibilities and the responsibilities of the Directors with respect to going concern are described in the relevant sections of this report. However, because not all future events or conditions can be predicted, this statement is not a guarantee as to the Company's ability to continue as a going concern.

Overview of our audit approach

	Risk of incomplete or inaccurate revenue recognition, including the classification of special dividends as revenue or capital items in the Income Statement
Key audit matters	Risk of incorrect valuation or ownership of the investment portfolio
Materiality	Overall materiality of £2.83m which represents 1% of shareholders' funds.

An overview of the scope of our audit

Tailoring the scope

Our assessment of audit risk, our evaluation of materiality and our allocation of performance materiality determine our audit scope for the Company. This enables us to form an opinion on the financial statements. We take into account size, risk profile, the organisation of the Company and effectiveness of controls, the potential impact of climate change and changes in the business environment when assessing the level of work to be performed. All audit work was performed directly by the audit engagement team and our valuation specialists.

Climate change

Stakeholders are increasingly interested in how climate change will impact companies. The Company has determined that the most significant future impacts from climate change on its operations will be from how climate change could affect the Company's investments and overall investment process. This is explained on page 35 in the principal and emerging risks section. This disclosure forms part of the "Other information," rather than the audited financial statements. Our procedures on these unaudited disclosures therefore consisted solely of considering whether they are materially inconsistent with the financial statements or our knowledge obtained in the course of the audit or otherwise appear to be materially misstated, in line with our responsibilities on "Other information".

Our audit effort in considering climate change was focused on the adequacy of the Company's disclosures in the financial statements as set out in note 1(a) and conclusion there was no further impact of climate change to be taken into account as in line with FRS 102 listed investments are valued at fair value, which for the Company are quoted bid prices for investments in active markets at the balance sheet date and therefore reflect market participants view of climate change risk. The unlisted investment has been valued with reference to a recent purchase price which reflects market participants view of climate change risk. We also challenged the Directors' considerations of climate change in their assessment of viability and associated disclosures.

Key audit matters

Key audit matters are those matters that, in our professional judgment, were of most significance in our audit of the financial statements of the current period and include the most significant assessed risks of material misstatement (whether or not due to fraud) that we identified. These matters included those which had the greatest effect on: the overall audit strategy, the allocation of resources in the audit; and directing the efforts of the engagement team. These matters were addressed in the context of our audit of the financial statements as a whole, and in our opinion thereon, and we do not provide a separate opinion on these matters.

Risk	Our response	Key observations communicated to the Audit Committee
<p>Incomplete or inaccurate revenue recognition, including the classification of special dividends as revenue or capital items in the Income Statement</p>	<p>We have performed the following procedures:</p>	<p>The results of our procedures identified no material misstatement in relation to the risk of incomplete or inaccurate revenue recognition, including through incorrect classification of special dividends as revenue or capital items in the Income Statement.</p>
<p><i>Refer to the Audit Committee Report (pages 59 and 60); Accounting policies (page 79 to 81); and Note 2 of the Financial Statements (page 81)</i></p>	<p>We obtained an understanding of Baillie Gifford's processes and controls surrounding revenue recognition by performing walkthrough procedures.</p>	
<p>The total revenue for the year to 30 April 2024 was £9.79m (2023: £7.26m), consisting primarily of dividend income from listed equity investments.</p>	<p>For all dividends received and accrued, we recalculated the dividend income by multiplying the investment holdings at the ex-dividend date, traced from the accounting records, by the dividend per share, which was agreed to an independent data vendor. We also agreed, for a sample of dividends received and dividends accrued, amounts to bank statements.</p>	
<p>The investment income receivable by the Company during the year directly affects the Company's revenue return. There is a risk of incomplete or inaccurate recognition of revenue through the failure to recognise proper income entitlements or to apply an appropriate accounting treatment.</p>	<p>To test completeness of recorded income, we tested that expected dividends for each investee company held during the year had been recorded as income with reference to an external source.</p>	
<p>In addition, the Directors may be required to exercise judgment in determining whether income receivable in the form of special dividends should be classified as 'revenue' or 'capital' in the Income Statement.</p>	<p>For all dividends accrued at the year end, we reviewed the investee company announcements to assess whether the entitlement arose prior to 30 April 2024. For all investments held during the year, we inspected the type of dividends paid with reference to an external data source to identify those which were special dividends. We confirmed five special dividends, amounting to £1.49m, were received during the year. We tested all five special dividends by recalculating the amount received and assessing the appropriateness of classification as revenue by reviewing the underlying circumstances of the special dividends received.</p>	

Risk	Our response	Key observations communicated to the Audit Committee
<p>Incorrect valuation or ownership of the investment portfolio</p> <p><i>Refer to the Audit Committee Report (pages 59 and 60); Accounting policies (pages 79 to 81); and Note 9 of the Financial Statements (pages 83 and 84)</i></p> <p>The valuation of the investment portfolio at 30 April 2024 was £296.59m (2023: £302.54m) consisting of listed equities with an aggregate value of £293.25m (2023: £301.91m) and an unlisted equity investment amounting to £3.34m (2023: £0.63m).</p> <p>The valuation of the assets held in the investment portfolio is the key driver of the Company's net asset value and total return. Incorrect investment pricing, or failure to maintain proper legal title of the investments held by the Company could have a significant impact on the portfolio valuation and the return generated for shareholders.</p> <p>The fair value of listed investments is determined using quoted market bid prices at close of business on the reporting date.</p> <p>The unlisted investment is valued at fair value by the Directors following a detailed review and appropriate challenge of the valuations proposed by the Investment Manager. The unlisted investment policy applies methodologies consistent with the International Private Equity and Venture Capital Valuation guidelines ("IPEV").</p> <p>The valuation of the unlisted investment, and the resultant impact on the unrealised gains/(losses), is the area requiring the most significant judgement and estimation in the preparation of the financial statements.</p>	<p>We have performed the following procedures:</p> <p>We obtained an understanding of the Manager's processes and controls surrounding investment valuation and legal title, including an understanding of the operation of the Manager's Unlisted Valuation Securities Group and the Directors' process for review of the unlisted investment valuations, by performing walkthrough procedures.</p> <p>For all listed investments in the portfolio, we compared the market prices to an independent pricing vendor and recalculated the investment valuations as at the year end.</p> <p>We inspected the stale price reports produced by Baillie Gifford to identify prices that have not changed and verified whether the listed price is a valid fair value. We did not identify any listed investments with stale prices.</p> <p>For the unlisted investment held as at the year-end we utilised our specialist Valuations team to review and challenge the valuation. This included:</p> <ul style="list-style-type: none"> • Reviewing the valuation papers prepared by the Manager as at the year end; • Assessing whether the valuation has been performed in line with the IPEV guidelines; • Assessing whether the valuation has been performed in accordance with the accounting policy; • Assessing the appropriateness of the data inputs and challenging the assumptions used to support the valuations; and • Assessing other facts and circumstances, such as market movement and comparative company information, that have an impact on the fair market value of the unlisted investment. <p>We recalculated the unrealised gains/ losses on investments as at the year-end using the book-cost reconciliation.</p> <p>We compared the Company's investment holdings as at 30 April 2024 to an independent confirmation received directly from the Company's Custodian.</p>	<p>The results of our procedures identified no material misstatement in relation to the risk of incorrect valuation or ownership of the investment portfolio.</p>

Our application of materiality

We apply the concept of materiality in planning and performing the audit, in evaluating the effect of identified misstatements on the audit and in forming our audit opinion.

Materiality

The magnitude of an omission or misstatement that, individually or in the aggregate, could reasonably be expected to influence the economic decisions of the users of the financial statements. Materiality provides a basis for determining the nature and extent of our audit procedures.

We determined materiality for the Company to be £2.83 million (2023: £2.94 million), which is 1% (2023: 1%) of shareholders' funds. We believe that shareholders' funds provides us with a materiality aligned to the key measure of the Company's performance.

Performance materiality

The application of materiality at the individual account or balance level. It is set at an amount to reduce to an appropriately low level the probability that the aggregate of uncorrected and undetected misstatements exceeds materiality.

On the basis of our risk assessments, together with our assessment of the Company's overall control environment, our judgement was that performance materiality was 75% (2023: 75%) of our planning materiality, namely £2.12m (2023: £2.21m). We have set performance materiality at this percentage due to our experience of working with the Company that indicates a lower risk of misstatements, both corrected and uncorrected.

Given the importance of the distinction between revenue and capital for investment trusts, we have also applied a separate testing threshold for the revenue column of the Income Statement of £0.42m (2023: £0.31m), being 5% of the net revenue return on ordinary activities before taxation.

Reporting threshold

An amount below which identified misstatements are considered as being clearly trivial.

We agreed with the Audit Committee that we would report to them all uncorrected audit differences in excess of £0.14m (2023: £0.15m), which is set at 5% of planning materiality, as well as differences below that threshold that, in our view, warranted reporting on qualitative grounds.

We evaluate any uncorrected misstatements against both the quantitative measures of materiality discussed above and in light of other relevant qualitative considerations in forming our opinion.

Other information

The other information comprises the information included in the annual report, other than the financial statements and our auditor's report thereon. The Directors are responsible for the other information contained within the annual report.

Our opinion on the financial statements does not cover the other information and, except to the extent otherwise explicitly stated in this report, we do not express any form of assurance conclusion thereon.

Our responsibility is to read the other information and, in doing so, consider whether the other information is materially inconsistent with the financial statements or our knowledge obtained in the course of the audit or otherwise appears to be materially misstated. If we identify such material inconsistencies or apparent material misstatements, we are required to determine whether this gives rise to a material misstatement in the financial statements themselves. If, based on the work we have performed, we conclude that there is a material misstatement of the other information, we are required to report that fact.

We have nothing to report in this regard.

Opinions on other matters prescribed by the Companies Act 2006

In our opinion the part of the Directors' remuneration report to be audited has been properly prepared in accordance with the Companies Act 2006.

In our opinion, based on the work undertaken in the course of the audit:

- the information given in the strategic report and the Directors' report for the financial year for which the financial statements are prepared is consistent with the financial statements; and
- the strategic report and Directors' reports have been prepared in accordance with applicable legal requirements.

Matters on which we are required to report by exception

In the light of the knowledge and understanding of the Company and its environment obtained in the course of the audit, we have not identified material misstatements in the strategic report or Directors' report.

We have nothing to report in respect of the following matters in relation to which the Companies Act 2006 requires us to report to you if, in our opinion:

- adequate accounting records have not been kept, or returns adequate for our audit have not been received from branches not visited by us; or
- the financial statements and the part of the Directors' Remuneration Report to be audited are not in agreement with the accounting records and returns; or
- certain disclosures of Directors' remuneration specified by law are not made; or
- we have not received all the information and explanations we require for our audit.

Corporate Governance Statement

We have reviewed the Directors' statement in relation to going concern, longer-term viability and that part of the Corporate Governance Statement relating to the Company's compliance with the provisions of the UK Corporate Governance Code specified for our review by the Listing Rules.

Based on the work undertaken as part of our audit, we have concluded that each of the following elements of the Corporate Governance Statement is materially consistent with the financial statements or our knowledge obtained during the audit:

- Directors' statement with regards to the appropriateness of adopting the going concern basis of accounting and any material uncertainties identified set out on pages 56 and 57;
- Directors' explanation as to its assessment of the Company's prospects, the period this assessment covers and why the period is appropriate set out on page 38;
- Director's statement on whether it has a reasonable expectation that the group will be able to continue in operation and meets its liabilities set out on pages 56 and 57;
- Directors' statement on fair, balanced and understandable set out on page 65;

- Board's confirmation that it has carried out a robust assessment of the emerging and principal risks set out on pages 34 to 37;
- The section of the annual report that describes the review of effectiveness of risk management and internal control systems set out on page 55 and 56; and;
- The section describing the work of the audit committee set out on pages 59 and 60;

Responsibilities of directors

As explained more fully in the Directors' responsibilities statement set out on page 65, the Directors are responsible for the preparation of the financial statements and for being satisfied that they give a true and fair view, and for such internal control as the directors determine is necessary to enable the preparation of financial statements that are free from material misstatement, whether due to fraud or error.

In preparing the financial statements, the Directors are responsible for assessing the Company's ability to continue as a going concern, disclosing, as applicable, matters related to going concern and using the going concern basis of accounting unless the Directors either intend to liquidate the Company or to cease operations, or have no realistic alternative but to do so.

Auditors' responsibilities for the audit of the financial statements

Our objectives are to obtain reasonable assurance about whether the financial statements as a whole are free from material misstatement, whether due to fraud or error, and to issue an auditor's report that includes our opinion. Reasonable assurance is a high level of assurance, but is not a guarantee that an audit conducted in accordance with ISAs (UK) will always detect a material misstatement when it exists. Misstatements can arise from fraud or error and are considered material if, individually or in the aggregate, they could reasonably be expected to influence the economic decisions of users taken on the basis of these financial statements.

Explanation as to what extent the audit was considered capable of detecting irregularities, including fraud

Irregularities, including fraud, are instances of non-compliance with laws and regulations. We design procedures in line with our responsibilities, outlined above, to detect irregularities, including fraud. The risk of not detecting a material misstatement due to fraud is higher than the risk of not detecting one resulting from error, as fraud may involve deliberate concealment by, for example, forgery or intentional misrepresentations, or through collusion. The extent to which our procedures are capable of detecting irregularities, including fraud is detailed below.

However, the primary responsibility for the prevention and detection of fraud rests with both those charged with governance of the Company and management.

- We obtained an understanding of the legal and regulatory frameworks that are applicable to the Company and determined that the most significant are United Kingdom Generally Accepted Accounting Practice, the Companies Act 2006, the Listing Rules, UK Corporate Governance Code, the Association of Investment Companies' Code and Statement of Recommended Practice, Section 1158 of the Corporation Tax Act 2010 and The Companies (Miscellaneous Reporting) Regulations 2018.
- We understood how the Company is complying with those frameworks through discussions with the Audit Committee and Company Secretary and review of Board minutes and the Company's documented policies and procedures.
- We assessed the susceptibility of the Company's financial statements to material misstatement, including how fraud might occur by considering the key risks impacting the financial statements. We identified a fraud risk with respect to the incomplete or inaccurate revenue recognition through incorrect classification of special dividends as revenue or capital items in the Income Statement and incorrect valuation of the unquoted investment and the resultant impact on unrealised losses. Further discussion of our approach is set out in the section on key audit matters above.

- Based on this understanding we designed our audit procedures to identify non-compliance with such laws and regulations. Our procedures involved review of the reporting to the Directors with respect to the application of the documented policies and procedures and review of the financial statements to ensure compliance with the reporting requirements of the Company.

A further description of our responsibilities for the audit of the financial statements is located on the Financial Reporting Council's website at <https://www.frc.org.uk/auditorsresponsibilities>. This description forms part of our auditor's report.

Other matters we are required to address

- Following the recommendation from the audit committee, we were appointed by the Company on 5 August 2020 to audit the financial statements for the year ending 30 April 2021 and subsequent financial periods.
The period of total uninterrupted engagement including previous renewals and reappointments is four years, covering the years ending 30 April 2021 to 30 April 2024.
- The audit opinion is consistent with the additional report to the audit committee.

Use of our report

This report is made solely to the Company's members, as a body, in accordance with Chapter 3 of Part 16 of the Companies Act 2006. Our audit work has been undertaken so that we might state to the Company's members those matters we are required to state to them in an auditor's report and for no other purpose. To the fullest extent permitted by law, we do not accept or assume responsibility to anyone other than the Company and the Company's members as a body, for our audit work, for this report, or for the opinions we have formed.

Caroline Mercer (Senior statutory auditor)
for and on behalf of Ernst & Young LLP,
Statutory Auditor
Edinburgh
13 June 2024

Income statement

for the year ended 30 April 2024 (with comparatives for the year ended 30 April 2023)

For the year ended 30 April

	Notes	2024 Revenue £'000	2024 Capital £'000	2024 Total £'000	2023 Revenue £'000	2023 Capital £'000	2023 Total £'000
Losses on investments	9	-	(6,288)	(6,288)	-	(2,542)	(2,542)
Currency losses		-	(93)	(93)	-	-	-
Income	2	9,787	-	9,787	7,260	-	7,260
Investment management fee	3	(421)	(982)	(1,403)	(432)	(1,009)	(1,441)
Other administrative expenses	4	(568)	-	(568)	(533)	-	(533)
Net return before finance costs and taxation		8,798	(7,363)	1,435	6,295	(3,551)	2,744
Finance costs of borrowings	5	(314)	(732)	(1,046)	(150)	(349)	(499)
Net return on ordinary activities before taxation		8,484	(8,095)	389	6,145	(3,900)	2,245
Tax on ordinary activities	6	-	-	-	-	-	-
Net return of ordinary activities after taxation		8,484	(8,095)	389	6,145	(3,900)	2,245
Net return per ordinary share	7	5.68p	(5.42p)	0.26p	4.05p	(2.57p)	1.48p

Dividends declared in respect of the financial year ended 30 April 2024 amount to 5.60p (2023 – 3.60p). Further information on dividend distributions can be found in note 8 on page 83.

The total column of this statement is the profit and loss account of the Company. The supplementary revenue and capital return columns are prepared under guidance published by the Association of Investment Companies.

All revenue and capital items in this statement derive from continuing operations.

A Statement of Comprehensive Income is not required as all gains and losses of the Company have been reflected in the above statement.

The accompanying notes on pages 79 to 91 are an integral part of the Financial Statements.

Balance sheet

as at 30 April 2024 (with comparatives as at 30 April 2023)

As at 30 April

	Notes	2024 £'000	2024 £'000	2023 £'000	2023 £'000
Fixed assets					
Investments held at fair value through profit or loss	9		296,590		302,536
Current assets					
Debtors	10	2,242		1,479	
Cash and cash equivalents	18	1,917		5,512	
		4,159		6,991	
Creditors					
Amounts falling due within one year	11	(17,596)		(15,105)	
Net current liabilities			(13,437)		(8,114)
Net assets			283,153		294,422
Capital and reserves					
Share capital	12		40,229		40,229
Share premium account	13		11,664		11,664
Capital redemption reserve	13		19,759		19,759
Warrant exercise reserve	13		417		417
Share purchase reserve	13		49,380		55,628
Capital reserve	13		143,508		151,603
Revenue reserve	13		18,196		15,122
Shareholders' funds			283,153		294,422
Net asset value per ordinary share*	14		193.0p		195.6p

The Financial Statements of Baillie Gifford UK Growth Trust plc (Company registration number 2894077) were approved and authorised for issue by the Board and were signed on 13 June 2024.

Carolyn Dobson
Chairman

Statement of changes in equity

For the year ended 30 April 2024

	Notes	Share capital £'000	Share premium account £'000	Capital redemption reserve £'000	Warrant exercise reserve £'000	Share purchase reserve £'000	Capital reserve £'000	Revenue reserve £'000	Shareholders' funds £'000
Shareholders' funds at 1 May 2023		40,229	11,664	19,759	417	55,628	151,603	15,122	294,422
Ordinary shares bought back into treasury	12	-	-	-	-	(6,248)	-	-	(6,248)
Dividends paid during the year	8	-	-	-	-	-	-	(5,410)	(5,410)
Net return on ordinary activities after taxation	7	-	-	-	-	-	(8,095)	8,484	389
Shareholders' funds at 30 April 2024		40,229	11,664	19,759	417	49,380	143,508	18,196	283,153

For the year ended 30 April 2023

	Notes	Share capital £'000	Share premium account £'000	Capital redemption reserve £'000	Warrant exercise reserve £'000	Share purchase reserve £'000	Capital reserve £'000	Revenue reserve £'000	Shareholders' funds £'000
Shareholders' funds at 1 May 2022		40,229	11,664	19,759	417	60,433	155,503	14,928	302,933
Ordinary shares bought back into treasury	12	-	-	-	-	(4,805)	-	-	(4,805)
Dividends paid during the year	8	-	-	-	-	-	-	(5,951)	(5,951)
Net return on ordinary activities after taxation	7	-	-	-	-	-	(3,900)	6,145	2,245
Shareholders' funds at 30 April 2023		40,229	11,664	19,759	417	55,628	151,603	15,122	294,422

The accompanying notes on pages 79 to 91 are an integral part of the Financial Statements.

Cash flow statement

For the year ended 30 April 2024 (with comparatives for the year ended 30 April 2023)

	Notes	2024 £'000	2024 £'000	2023 £'000	2023 £'000
Cash flows from operating activities					
Net return on ordinary activities before taxation		389		2,245	
<i>Adjustments to reconcile company profit before tax to net cash flow from operating activities</i>					
Net losses on investments	9	6,288		2,542	
Currency losses		93		-	
Finance costs of borrowings		1,046		499	
<i>Other capital movements</i>					
Changes in debtors		(171)		344	
Changes in creditors		31		(3)	
Cash from operations*			7,676		5,627
Interest paid			(897)		(357)
Net cash inflow from operating activities			6,779		5,270
Cash flows from investing activities					
Acquisitions of investments		(24,185)		(24,014)	
Disposals of investments		23,251		25,521	
Net cash (outflow)/inflow from investing activities			(934)		1,507
Cash flows from financing activities					
Bank loan drawn down		1,900		8,000	
Equity dividends paid	8	(5,410)		(5,951)	
Ordinary shares bought back into treasury and stamp duty thereon	12	(5,837)		(4,805)	
Net cash outflow from financing activities			(9,347)		(2,756)
(Decrease)/increase in cash and cash equivalents			(3,502)		4,021
Exchange movements			(93)		-
Cash and cash equivalents at start of year	15		5,512		1,491
Cash and cash equivalents at end of year†	15		1,917		5,512

* Cash from operations includes dividends received of £9,539,000 (2023 - £7,523,000) and £82,000 deposit interest (2023 - £77,000).

† Cash and cash equivalents represents cash at bank and short-term deposits repayable on demand.

The accompanying notes on pages 79 to 91 are an integral part of the Financial Statements.

Notes to the Financial Statements

01 Principal accounting policies

The Financial Statements for the year to 30 April 2024 have been prepared in accordance with FRS 102 'The Financial Reporting Standard applicable in the UK and Republic of Ireland' on the basis of the accounting policies set out below which are consistent with those applied for the year ended 30 April 2023.

a. Basis of accounting

All of the Company's operations are of a continuing nature and the Financial Statements are prepared on a going concern basis under the historical cost convention, modified to include the revaluation of fixed asset investments at fair value through profit or loss and on the assumption that approval as an investment trust under section 1158 of the Corporation Tax Act 2010 and the Investment Trust (Approved Company) (Tax) Regulations 2011 will be retained. The Board has, in particular, considered recent heightened geopolitical tensions and conflicts and macroeconomic concerns, including increased inflation and interest rates. It has reviewed the results of specific leverage and liquidity stress testing, but does not believe the Company's going concern status is affected. The Company's assets, which are primarily investments in quoted securities and are readily realisable (Level 1) exceed its liabilities significantly and could be sold to repay borrowings if required.

All borrowings require the prior approval of the Board. Gearing levels and compliance with loan covenants are reviewed by the Board on a regular basis. The Royal Bank of Scotland International Limited one year revolving credit facility which was due for repayment in July 2023 was replaced with another The Royal Bank of Scotland International Limited one year revolving credit facility as shown in note 11 on page 85. Negotiations are underway to replace this facility.

The Company has continued to comply with the investment trust status requirements of section 1158 of the Corporation Tax Act 2010 and the Investment Trust (Approved Company) Regulations 2011.

In accordance with the Company's Articles of Association, shareholders have the right to vote on the continuation of the Company every five years, the next vote being at the Annual General Meeting to be held on 4 September 2024. The Company's Board, Managers and brokers engage with shareholders on an ongoing basis. The Board has considered the feedback received regarding shareholders' voting intentions, the composition of the Company's shareholder register and the outcome of the previous continuation vote held in 2019, and concluded that, at

the date of signing these Annual Report and Financial Statements, it is likely that the vote on continuation of the Company will be in favour of continuation.

Accordingly, the Financial Statements have been prepared on the going concern basis as it is the Directors' opinion, having assessed the principal and emerging risks and other matters, as set out in the Viability Statement on page 38, that the Company will continue in operational existence until 30 June 2025, which is for a period of at least twelve months from the date of approval of these Financial Statements.

The Financial Statements have been prepared in accordance with the Companies Act 2006, applicable United Kingdom Accounting Standards and with the AIC's Statement of Recommended Practice 'Financial Statements of Investment Trust Companies and Venture Capital Trusts' issued in November 2014 and updated in July 2022 with consequential amendments. In order to better reflect the activities of the Company and in accordance with guidance issued by the AIC, supplementary information which analyses the profit and loss account between items of a revenue and capital nature has been presented in the Income statement.

Financial assets and financial liabilities are recognised in the Company's Balance sheet when it becomes a party to the contractual provisions of the instrument.

In preparing these Financial Statements the Directors have considered the impact of climate change risk as a principal risk as set out on page 35. In line with FRS 102 investments are valued at fair value, which for the Company are quoted bid prices for investments in active markets at the balance sheet date and therefore reflect market participants view of climate change risk. The unlisted investment has been valued in reference to a recent purchase price (see 1(b) below) which similarly reflects market participants view of climate change risk.

The Directors consider the Company's functional currency to be sterling as the Company's shareholders are predominantly based in the UK and the Company and its investment manager, who are subject to the UK's regulatory environment, are also UK based.

The Company has only one material segment being that of an investment trust company investing in a portfolio of long term investments.

b. Significant accounting estimates and judgements

The preparation of the Financial Statements requires the use of estimates, assumptions and judgements. These estimates, assumptions and judgements affect the reported amounts and liabilities, at the reporting date. While estimates are based on best judgement using information and financial data available, the actual outcome may differ from these estimates. The key sources of estimation and uncertainty relate to the assumptions used in the determination of the fair value of the unlisted investment.

Judgements

The Directors consider that the preparation of the Financial Statements involves the key judgements in relation to the fair valuation of the unlisted investment.

The key judgements in the fair valuation process are:

- i. the Managers' determination of the appropriate application of the International Private Equity and Venture Capital Guidelines 2022 ('IPEV Guidelines') to each unlisted investment; and
- ii. the Directors' consideration of whether each fair value is appropriate following detailed review and challenge. The judgement applied in the selection of the methodology used for determining the fair value of each unlisted investment can have a significant impact upon the valuation.

Estimates

The key estimate in the Financial Statements is the determination of the fair value of the unlisted investment by the Managers for consideration by the Directors. This estimate is key as it significantly impacts the valuation of the unlisted investment at the Balance sheet date. The fair valuation process involves estimation using subjective inputs that are unobservable (for which market data is unavailable). The main estimates involved in the selection of the valuation process inputs are:

- i. the selection of appropriate comparable companies to assist with the valuation validation or the application of valuation adjustments. Comparable companies are chosen on the basis of their business characteristics and growth patterns; and
- ii. the estimation of the probability assigned to an exit being through an initial public offering ('IPO') or a company sale.

c. Investments

The Company's investments are classified as held at fair value through profit and loss in accordance with sections 11 and 12 of FRS 102.

Purchases and sales of investments are recognised on a trade date basis.

Upon initial recognition investments in securities are recognised at fair value, which is transaction value. Subsequently, investments are included at fair value which are quoted bid prices for investments traded in active markets. Changes in the fair value of investments and gains and losses on disposal are recognised as capital items in the Income statement.

Unlisted investments are valued at fair value following a detailed review and appropriate challenge of the valuations. The Managers' unlisted investment policy applies methodologies consistent with the International Private Equity and Venture Capital Valuation guidelines ('IPEV'). These methodologies can be categorised as follows: (a) market approach (multiples, industry valuation benchmarks and available market prices); (b) income approach (discounted cash flows); and (c) replacement cost approach (net assets). The valuation process recognises also, as stated in the IPEV Guidelines, that the price of a recent investment may be an appropriate starting point for estimating fair value, however it should be evaluated using the techniques described above.

d. Cash and cash equivalents

Cash and cash equivalents include cash in hand and deposits repayable on demand. Deposits are repayable on demand if they can be withdrawn at any time without notice and without penalty or if they have a maturity or period of notice of not more than one working day.

e. Income

- i. Income from equity investments is brought into account on the date on which the investments are quoted ex-dividend or, where no ex-dividend date is quoted, when the Company's right to receive payment is established.
- ii. Special dividends are treated as repayments of capital or income depending on the facts of each particular case.
- iii. Interest receivable/payable on bank deposits is recognised on an accruals basis.
- iv. If scrip is taken in lieu of dividends in cash, the net amount of the cash dividend declared is credited to the revenue account. Any excess in the value of the shares received over the amount of the cash dividend foregone is recognised as capital.

f. Expenses

All expenses are accounted for on an accruals basis. Expenses are charged through the revenue account except as follows:

- i. Where they relate directly to the acquisition or disposal of an investment, in which case they are charged to capital. These expenses are commonly referred to as transaction costs and comprise brokerage commission and stamp duty.
- ii. The management fee is allocated 30% to revenue and 70% to capital in line with the Board's expected long-term split of revenue and capital return from the Company's investment portfolio.

g. Borrowings and finance costs

Finance costs are accounted for on an accruals basis. Finance costs are allocated 30% to revenue and 70% to capital in line with the Board's expected long-term split of revenue and capital return from the Company's investment portfolio.

01 Principal accounting policies (continued)

h. Deferred taxation

In accordance with FRS 102, deferred taxation is provided on all timing differences which have originated but not reversed by the Balance sheet date, calculated on a non-discounted basis at the tax rates expected to apply when the timing differences reverse, based on what has been enacted or substantially enacted, relevant to the benefit or liability. Deferred tax assets are recognised only to the extent that it is more likely than not that there will be taxable profits from which underlying timing differences can be deducted.

i. Value Added Tax (VAT)

Expenses are disclosed inclusive of the related irrecoverable VAT.

j. Dividend Distributions

Final dividends are recognised in the year in which the dividends are approved by the Company's shareholders.

k. Share premium account

The balance classified as share premium represents:

- the proceeds of sales of shares held in treasury in excess of the weighted average purchase price paid by the Company to repurchase the shares; and
- the excess of the proceeds of issuance of new shares over the nominal value.

l. Capital redemption reserve

The nominal value of ordinary share capital repurchased and cancelled is transferred out of the called-up share capital and into the capital redemption reserve.

m. Warrant exercise reserve

The premium arising on issue of shares where there were warrants attached was apportioned between shares and warrants as part of shareholders' funds on the basis of the market values of the shares and warrants on the first day of dealing. The warrant element was referred to as the warrant reserve. On exercise of these warrants, the premium relating to the warrants exercised is transferred from the warrant reserve to a warrant exercise reserve.

n. Share purchase reserve

The cost of repurchasing ordinary shares including related stamp duty and transaction costs are taken directly to share purchase reserve. Share purchase transactions are accounted for on a trade date basis.

o. Capital reserve

Gains and losses on disposal of investments, changes in the fair value of investments held, exchange differences of a capital nature and the amount by which other assets and liabilities valued at fair value differ from their book cost are dealt with in the capital reserve. The sales proceeds of treasury shares reissued are treated as a realised profit up to the amount of the weighted average purchase price of those shares and is transferred to capital reserves.

p. Revenue reserve

The revenue profit or loss for the year is taken to or from this reserve. The revenue reserve may be distributed by way of a dividend.

02 Income

	2024 £'000	2023 £'000
Income from investments		
UK dividends	9,705	7,183
Other income		
Deposit interest	82	77
Total income	9,787	7,260

Special dividends received in the year amounted to £1,491,000 (2023 - £311,000) with £1,491,000 (2023 - £311,000) classified to revenue and nil (2023 - nil) classified to capital.

03 Investment management fee

	2024 Revenue £'000	2024 Capital £'000	2024 Total £'000	2023 Revenue £'000	2023 Capital £'000	2023 Total £'000
Investment management fee	421	982	1,403	432	1,009	1,441

Details of the Investment Management Agreement are disclosed on page 46. Baillie Gifford & Co Limited's annual management fee is 0.5% of net asset value, calculated on a quarterly basis.

04 Other administrative expenses

	2024 £'000	2023 £'000
General administrative expenses	187	152
Custody charges	22	9
Directors' fees (see Directors' remuneration report page 63)	149	133
Auditor's remuneration for audit services*	62	59
Marketing†	81	103
Depositary fees	33	45
Registrar fees	34	32
	568	533

* Includes irrecoverable VAT of £10,000 (2023 – £9,800).

† The Company is part of a marketing programme which includes all the Investment Trusts managed by the Manager. The marketing strategy has an ongoing objective to stimulate demand for the Company's shares. The cost of this marketing strategy is borne in partnership by the Company and the Manager. The Manager matches the Company's marketing contribution and provides the resource to manage and run the programme.

05 Finance costs of borrowings

	2024 Revenue £'000	2024 Capital £'000	2024 Total £'000	2023 Revenue £'000	2023 Capital £'000	2023 Total £'000
Interest on bank loan	314	732	1,046	150	349	499

06 Tax

	2024 £'000	2023 £'000
Analysis of charge in year		
Tax charge for the year	–	–
Factors affecting tax charge for year		
The tax assessed for the year is lower than the standard rate of corporation tax in the UK of 25% (2023 – 19.5% *). The differences are explained below:		
Net return on ordinary activities before taxation	389	2,245
Net return on ordinary activities multiplied by the standard rate of corporation tax in the UK of 25% (2023 – 19.5% *)	97	438
Effects of:		
Capital returns not taxable/allowable	1,595	495
Income not taxable	(2,403)	(1,400)
Taxable losses in year not utilised	711	467
Tax charge for the year	–	–

* A tax rate of 19.5% reflects the increase in the UK corporation tax rate from 19% to 25% from 1 April 2023.

As an investment trust, the Company's capital gains are not taxable.

Factors that may affect future tax charges

At 30 April 2024 the Company had surplus management expenses and losses on non-trading loan relationships of £56,916,000 (2023 – £54,073,000) which have not been recognised as a deferred tax asset. This is because the Company is not expected to generate taxable income in a future period in excess of the deductible expenses of that future period and, accordingly, it is unlikely that the Company will be able to reduce future tax liabilities through the use of existing surplus expenses.

Due to the Company's status as an investment trust, and the intention to continue meeting the conditions required to obtain approval in the foreseeable future, the Company has not provided for deferred tax on any capital gains and losses arising on the revaluation or disposal of investments.

07 Net return per ordinary share

	2024 Revenue	2024 Capital	2024 Total	2023 Revenue	2023 Capital	2023 Total
Net return per ordinary share	5.68p	(5.42p)	0.26p	4.05p	(2.57p)	1.48p

Revenue return per ordinary share is based on the net revenue return on ordinary activities after taxation of £8,484,000 (2023 – £6,145,000), and on 149,401,543 (2023 – 151,603,018) ordinary shares, being the weighted average number of ordinary shares in issue during each year.

Capital return per ordinary share is based on the net capital loss for the financial year of £8,095,000 (2023 – net capital loss of £3,900,000), and on 149,401,543 (2023 – 151,603,018) ordinary shares, being the weighted average number of ordinary shares in issue during each year.

There are no dilutive or potentially dilutive shares in issue.

08 Ordinary dividends

	2024	2023	2024 £'000	2023 £'000
Amounts recognised as distributions in the year:				
Previous year's final dividend (paid 15 September 2023)	3.60p	3.91p	5,410	5,951

Also set out below are the total dividends paid and proposed in respect of the financial year, which is the basis on which the requirements of section 1158 of the Corporation Tax Act 2010 are considered. The revenue available for distribution by way of dividend for the year is £8,484,000 (2023 – £6,145,000).

	2024	2023	2024 £'000	2023 £'000
Dividends paid and payable in respect of the year:				
Proposed final dividend (payable 13 September 2024)	5.60p	3.60p	8,214	5,410

09 Fixed assets – investments

Investments in securities are financial assets classified as held at fair value through profit or loss. In accordance with Financial Reporting Standard 102, the following tables provide an analysis of these investments based on the fair value hierarchy described below, which reflects the reliability and significance of the information used to measure their fair value.

As at 30 April 2024	Level 1 £'000	Level2 £'000	Level 3 £'000	Total £'000
Listed equities	293,252	-	-	293,252
Unlisted preference shares*	-	-	3,338	3,338
Total financial asset investments	293,252	-	3,338	296,590

As at 30 April 2023	Level 1 £'000	Level2 £'000	Level 3 £'000	Total £'000
Listed equities	301,909	-	-	301,909
Unlisted preference shares*	-	-	627	627
Total financial asset investments	301,909	-	627	302,536

* The unlisted preference shares investment represents a holding in Wayve Technologies Ltd.

09 Fixed assets – investments (continued)

Fair value hierarchy

The fair value hierarchy used to analyse the basis on which the fair values of financial instruments held at fair value through the profit and loss account are measured is described below. Fair value measurements are categorised on the basis of the lowest level input that is significant to the fair value measurement.

Level 1 – using unadjusted quoted prices for identical instruments in an active market;

Level 2 – using inputs, other than quoted prices included within Level 1, that are directly or indirectly observable (based on market data); and

Level 3 – using inputs that are unobservable (for which market data is unavailable).

The Company's unlisted investment at 30 April 2024 was valued using the price of a recent transaction. A sensitivity analysis of the unlisted security's valuation, where applicable, is on page 89.

	Listed securities £'000	Unlisted securities* £'000	2024 total £'000	2023 total £'000
Cost of investments held at start of year	307,534	1,516	309,050	311,155
Investment holding losses at start of year	(5,625)	(889)	(6,514)	(4,570)
Value of investments held at start of year	301,909	627	302,536	306,585
Analysis of transactions during the year:				
Purchases at cost	24,185	–	24,185	24,014
Sales – proceeds received	(23,843)	–	(23,843)	(25,521)
(Losses)/gains on investments	(8,999)	2,711	(6,288)	(2,542)
Value of investments held at end of year	293,252	3,338	296,590	302,536
Cost of investments held at end of year	299,106	1,516	300,622	309,050
Investment holding (losses)/gains at end of year	(5,854)	1,822	(4,032)	(6,514)
Fair value of investments held at end of year	293,252	3,338	296,590	302,536

* The unlisted securities investment represents a holding in Wayve Technologies Ltd.

The Company received proceeds of £23,843,000 (2023 – £25,521,000) from investments sold in the year. The book cost of these investments when they were purchased was £32,613,000 (2023 – £26,119,000). These investments have been revalued over time and until they were sold any unrealised gains/losses were included in the fair value of the investments.

Transaction costs of £118,000 (2023 – £115,000) and £9,000 (2023 – £10,000) were suffered on purchases and sales respectively.

	2024 £'000	2023 £'000
Net (losses)/gains on investments classified as held at fair value through profit or loss		
Losses on sale	(8,770)	(598)
Changes in investment holding gains	2,482	(1,944)
	(6,288)	(2,542)

10 Debtors

	2024 £'000	2023 £'000
Amounts falling due within one year:		
Accrued income and prepaid expenses	1,622	1,454
Investment sales awaiting settlement	592	–
Other debtors and prepayments	28	25
	2,242	1,479

None of the above debtors are financial assets designated at fair value through profit or loss. The carrying amount of debtors is a reasonable approximation of fair value.

11 Creditors – amounts falling due within one year

	2024 £'000	2023 £'000
Bank loans	16,350	14,450
Share buybacks awaiting settlement	411	–
Other creditors and accruals	835	655
	17,596	15,105

None of the above creditors are financial liabilities held at fair value through profit or loss. Included in other creditors is £354,000 (2023 – £368,000) in respect of the investment management fee.

At 30 April 2024, the Company had a one year £30 million unsecured revolving credit loan facility with The Royal Bank of Scotland International Limited which expires in July 2024. At 30 April 2024, £16,350,000 was drawn down under this facility. At 30 April 2023, £14,450,000 was drawn down under a one year £30 million unsecured revolving credit loan facility with The Royal Bank of Scotland International Limited which expired in July 2023.

The main covenant relating to the above loan is that total borrowings shall not exceed 30% of adjusted portfolio value. There were no breaches of loan covenants during the year.

12 Share capital

	2024 Number	2024 £'000	2023 Number	2023 £'000
Allotted, called up and fully paid ordinary shares of 25p each	146,678,507	36,669	150,520,484	37,630
Treasury shares of 25p each	14,238,677	3,560	10,396,700	2,599
	160,917,184	40,229	160,917,184	40,229

The Company's shareholder authority permits it to hold shares bought back 'in treasury'. Under such authority, treasury shares may be subsequently either sold for cash (at a premium to net asset value per ordinary share) or cancelled. At 30 April 2024 the Company had authority to buy back 19,001,576 ordinary shares. During the year to 30 April 2024, 3,841,977 shares were bought back into treasury at a total cost of £6,248,000 (2023 – 2,975,000 shares were bought back into treasury at a total cost of £4,805,000).

In the year to 30 April 2024, no shares were sold from treasury (2023 – no shares were sold from treasury). At 30 April 2024 the Company had authority to issue or sell from treasury 15,041,548 ordinary shares.

13 Capital and reserves

	Share capital £'000	Share premium account £'000	Capital redemption reserve £'000	Warrant exercise reserve £'000	Share purchase reserve £'000	Capital reserve £'000	Revenue reserve £'000	Shareholders' funds £'000
At 1 May 2023	40,229	11,664	19,759	417	55,628	151,603	15,122	294,422
Losses on investments	-	-	-	-	-	(6,288)	-	(6,288)
Ordinary shares bought back into treasury	-	-	-	-	(6,248)	-	-	(6,248)
Investment management fee charged to capital	-	-	-	-	-	(982)	-	(982)
Finance costs of borrowings charged to capital	-	-	-	-	-	(732)	-	(732)
Other exchange differences	-	-	-	-	-	(93)	-	(93)
Dividends paid in year	-	-	-	-	-	-	(5,410)	(5,410)
Revenue return on ordinary activities after taxation	-	-	-	-	-	-	8,484	8,484
At 30 April 2024	40,229	11,664	19,759	417	49,380	143,508	18,196	283,153

	Share capital £'000	Share premium account £'000	Capital redemption reserve £'000	Warrant exercise reserve £'000	Share purchase reserve £'000	Capital reserve £'000	Revenue reserve £'000	Shareholders' funds £'000
At 1 May 2022	40,229	11,664	19,759	417	60,433	155,503	14,928	302,933
Losses on investments	-	-	-	-	-	(2,542)	-	(2,542)
Ordinary shares bought back into treasury	-	-	-	-	(4,805)	-	-	(4,805)
Investment management fee charged to capital	-	-	-	-	-	(1,009)	-	(1,009)
Finance costs of borrowings charged to capital	-	-	-	-	-	(349)	-	(349)
Dividends paid in year	-	-	-	-	-	-	(5,951)	(5,951)
Revenue return on ordinary activities after taxation	-	-	-	-	-	-	6,145	6,145
At 30 April 2023	40,229	11,664	19,759	417	55,628	151,603	15,122	294,422

The capital reserve includes investment holding losses of £4,032,000 (2023 – losses of £6,514,000) as disclosed in note 9. The revenue reserve and the capital reserve (to the extent it constitutes realised profits) are distributable.

14 Net asset value per ordinary share

	2024	2023	2024 £'000	2023 £'000
Ordinary shares of 25p	193.0p	195.6p	283,153	294,422

Net asset value per ordinary share is based on the net assets as shown above and 146,678,507 (2023 – 150,520,484) ordinary shares, being the number of ordinary shares in issue at the year end, excluding shares held in treasury.

15 Analysis of change in net debt

	At 1 May 2023 £'000	Cash flows £'000	Exchange movement £'000	At 30 April 2024 £'000
Cash and cash equivalents	5,512	(3,502)	(93)	1,917
Loans due within one year	(14,450)	(1,900)	-	(16,350)
	(8,938)	(5,402)	(93)	(14,433)

	At 1 May 2022 £'000	Cash flows £'000	Exchange movement £'000	At 30 April 2023 £'000
Cash and cash equivalents	1,491	4,021	-	5,512
Loans due within one year	(6,450)	(8,000)	-	(14,450)
	(4,959)	(3,979)	-	(8,938)

16 Contingent liabilities, guarantees and financial commitments

There were no contingent liabilities, guarantees or financial commitments at either year end.

17 Transactions with related parties and the Managers and Secretaries

The Directors' fees for the year and interests in the Company's shares at the end of the year are detailed in the Directors' remuneration report on pages 61 to 64. No Director has a contract of service with the Company. During the years reported, no Director was interested in any contract or other matter requiring disclosure under section 412 of the Companies Act 2006.

The Management fee due to Baillie Gifford & Co Limited is set out in note 3 on page 81 and the amount accrued at 30 April 2024 is set out in note 11 on page 85. Details of the Investment Management Agreement are set out on page 46. With effect from 6 June 2024, the Investment Management Agreement is terminable by the Company on not less than three months' notice or on shorter notice in certain circumstances. Prior to this, the Investment Management Agreement was terminable by the Company on not less than six months' notice or on shorter notice in certain circumstances.

18 Financial instruments

The Company invests in equities for the long term so as to achieve its investment objective of long-term capital growth with the aim of providing a total return in excess of the FTSE All-Share Index. The Company borrows money when the Board and Managers have sufficient conviction that the assets funded by borrowed monies will generate a return in excess of the cost of borrowing. In pursuing its investment objective, the Company is exposed to various types of risk that are associated with the financial instruments and markets in which it invests and could result in either a reduction in the Company's net assets or a reduction in the profits available for dividend.

These risks are categorised here as market risk (comprising interest rate risk, market price risk and currency risk), liquidity risk and credit risk. The Board monitors closely the Company's exposures to these risks but does so in order to reduce the likelihood of a permanent loss of capital rather than to minimise the short-term volatility.

The risk management policies and procedures outlined in this note have not changed substantially from the previous accounting year.

Market risk

The fair value or future cash flows of a financial instrument or other investment held by the Company may fluctuate because of changes in market prices. This market risk comprises three elements – interest rate risk, market price risk and currency risk. The Board of Directors reviews and agrees policies for managing these risks and the Company's Investment Manager assesses the exposure to market risk when making individual investment decisions as well as monitoring the overall level of market risk across the investment portfolio on an ongoing basis. Details of the Company's investment portfolio are shown on pages 22 to 27.

i. Interest rate risk

Interest rate movements may affect the level of income receivable on cash deposits and interest payable on variable rate borrowings. They may also impact upon the market value of the Company's investments as the effect of interest rate movements upon the earnings of a company may have a significant impact upon the valuation of that company's equity.

The possible effects on cash flows that could arise as a result of changes in interest rates are taken into account when making investment decisions and when entering borrowing agreements.

Cash generally comprises cash at bank, which can earn interest. The Board reviews on a regular basis the amount of investments in cash and the income receivable on cash deposits.

The Company has the ability to finance part of its activities through borrowings at approved levels. The amount of such borrowings and the approved levels are monitored and reviewed regularly by the Board.

18 Financial instruments (continued)

The interest risk profile of the Company's financial assets and financial liabilities and the maturity profile of the undiscounted future cash flows in respect of the Company's contractual financial liabilities at 30 April are shown below:

	2024 £'000	2023 £'000
The interest rate risk profile of the Company's financial assets at 30 April was:		
Cash	1,917	5,512
The interest rate risk profile of the Company's financial liabilities at 30 April was:		
Floating rate borrowings	16,350	14,450

All short term floating rate borrowings are stated at book cost which is considered to be equal to their fair value given the facilities are revolving credit facilities.

Interest rate sensitivity

An increase of 100 basis points in interest rates, with all other variables held constant, would have decreased the Company's total net assets and total return on ordinary activities for the year ended 30 April 2024 by £198,000 (2023 – £124,000). A decrease of 100 basis points would have had an equal but opposite effect.

ii. Market price risk

Changes in market prices other than those arising from interest rate risk or currency risk may also affect the value of the Company's net assets. The Company's exposure to changes in market prices relates to the fixed asset investments as disclosed in note 9.

The Board manages the market price risks inherent in the investment portfolio by ensuring full and timely access to relevant information from the Investment Manager. The Board meets regularly and at each meeting reviews investment performance, the investment portfolio and the rationale for the current investment positioning to ensure consistency with the Company's objectives and investment policies.

Other price risk sensitivity

A full list of the Company's investments is shown on pages 26 and 27. There is a concentration of exposure to the UK, though it should be noted that the Company's investment may not be entirely exposed to economic conditions in the UK, as many UK listed companies do much of their business overseas. 103.6% (2023 – 102.5%) of the Company's net assets are invested in quoted equities. A 10% increase in quoted equity valuations at 30 April 2024 would have increased total net assets by £29,325,000 (2023 – £30,191,000). A decrease of 10% would have had an equal but opposite effect.

1.2% (2023 – 0.2%) of the Company's net assets are invested in unlisted (private) company investments. The fair valuation of the private company investment is influenced by the estimates, assumptions and judgements made in the fair valuation process (see 1(b) on page 80). Where applicable, a sensitivity analysis is provided below which recognises that the valuation methodologies employed involve subjectivity in their significant unobservable inputs and illustrates the sensitivity of the valuations to these inputs.

18 Financial instruments (continued)

At 30 April 2024 Valuation approach	Significant unobservable inputs*				
	Fair values as at 30 April 2024 £'000	Key unobservable inputs	Other unobservable inputs†	Sensitivity %	Sensitivity to changes in significant unobservable inputs
Recent transaction price	3,338	n/a#	a,b	n/a	n/a

At 30 April 2023 Valuation approach	Significant unobservable inputs*				
	Fair values as at 30 April 2023 £'000	Key unobservable inputs	Other unobservable inputs†	Sensitivity %	Sensitivity to changes in significant unobservable inputs
Comparable company performance	627	Selection of comparable companies‡	a,b,c,d	10	If input comparable company performance changed by +/-10%, the fair value would change by £25,000 and -£33,000.

† See explanation for other unobservable inputs below (sections 'a' to 'd' as relevant).

Whilst a recent transaction price may be the most appropriate basis for a valuation, it will be corroborated by other techniques which factor in the unobservable inputs noted in the above table.

‡ See explanation for the selection of comparable companies in section 'c' below.

* Significant unobservable inputs

The variable inputs applicable to a broad category of valuation basis will vary dependent on the particular circumstances of a private company valuation. An explanation of each of the relevant key variable inputs is provided below.

(a) Application of valuation basis

The valuation basis applied to a private company investment will vary depending on the circumstances of the investment. When an investment is pre-revenue, the focus of the valuation will be on assessing the recent transaction and the achievement of key milestones since investment. Adjustments may also be made depending on the performance of comparable benchmarks and companies. For those investments where a trading multiples approach can be taken, the methodology will factor in revenue, earnings or net assets as appropriate for the investment, and where a suitable correlation can be identified with the comparable companies then a regression analysis will be performed. Discounted cash flows will also be considered where appropriate forecasts are available.

(b) Probability estimation of liquidation events

The probability of a liquidation event such as a company sale, or alternatively an initial public offering ('IPO'), is a key variable input in the transaction-based and multiples-based valuation techniques. The probability of an IPO versus a company sale is typically estimated from the outset to be 50:50 if there has been no indication by the company of pursuing either of these routes. If the company has indicated an intention to IPO, the probability is increased accordingly to 75% and if an IPO has become a certainty the probability is increased to 100%. Likewise, in a scenario where a company is pursuing a trade sale the weightings will be adjusted accordingly in favour of a sale scenario, or in a situation where a company is underperforming expectations significantly and therefore deemed very unlikely to pursue an IPO.

(c) Selection of comparable companies

The selection of comparable companies is assessed individually for each investment at the point of investment, and the relevance of the comparable companies is continually evaluated at each valuation. The key criteria used in selecting appropriate comparable companies are the industry sector in which they operate, the geography of the company's operations, the respective revenue and earnings growth rates and the operating margins. Typically, between 4 and 10 comparable companies will be selected for each investment, depending on how many relevant comparable companies are identified. The resultant revenue or earnings multiples or share price movements derived will vary depending on the companies selected and the industries they operate in.

(d) Selection of appropriate benchmarks

The selection of appropriate benchmarks is assessed individually for each investment. The industry and geography of each company are key inputs to the benchmark selection, with either one or two key indices or benchmarks being used for comparison.

18 Financial instruments (continued)

Currency risk

Certain of the Company's assets, liabilities and income could be denominated in currencies other than sterling (the Company's functional currency and that in which it reports its results). Consequently, movements in exchange rates may affect the sterling value of those items.

Liquidity risk

This is the risk that the Company will encounter difficulty in meeting obligations associated with financial liabilities. Liquidity risk is not significant as the majority of the Company's assets are in investments that are readily realisable.

The Company has the power to take out borrowings, which give it access to additional funding when required. The Company's borrowing facilities are detailed in note 11.

Maturity profile

The maturity profile of the Company's financial liabilities due in less than one year at 30 April was:

	2024 £'000	2023 £'000
The maturity profile of the Company's financial liabilities at 30 April was:		
In less than one year		
- repayment of loans	16,350	14,450
- accumulated interest	190	298
- share buybacks awaiting settlement	411	-
- other creditors and accruals	835	655
	17,786	15,403

Credit risk

This is the risk that a failure of a counterparty to a transaction to discharge its obligations under that transaction could result in the Company suffering a loss. This risk is managed as follows:

- where the Investment Manager makes an investment in a bond or other security with credit risk, that credit risk is assessed and then compared to the prospective investment return of the security in question;
- the Depositary is liable for the loss of financial instruments held in custody. The Depositary will ensure that any delegate segregates the assets of the Company. The Depositary has delegated the custody function to The Bank of New York Mellon (International) Limited. Bankruptcy or insolvency of the Custodian may cause the Company's rights with respect to securities held by the Custodian to be delayed. The Investment Manager monitors the Company's risk by reviewing the Custodian's internal control reports and reporting its findings to the Board;
- investment transactions are carried out with a large number of brokers whose creditworthiness is reviewed by the Investment Manager. Transactions are ordinarily undertaken on a delivery versus payment basis whereby the Company's custodian bank ensures that the counterparty to any transaction entered into by the Company has delivered on its obligations before any transfer of cash or securities away from the Company is completed;
- the creditworthiness of the counterparty to transactions involving derivatives, structured notes and other arrangements, wherein the creditworthiness of the entity acting as broker or counterparty to the transaction is likely to be of sustained interest, are subject to rigorous assessment by the Investment Manager; and
- cash is only held at banks that are regularly reviewed by the Investment Manager.

18 Financial instruments (continued)

Credit risk exposure

The exposure to credit risk at 30 April was:

	2024 £'000	2023 £'000
Cash and cash equivalents	1,917	5,512
Accrued income and prepaid expenses	1,622	1,454
Investment sales awaiting settlement	592	-
Other debtors and prepayments	28	25
	4,159	6,991

None of the Company's financial assets are past due or impaired.

Fair value of financial assets and financial liabilities

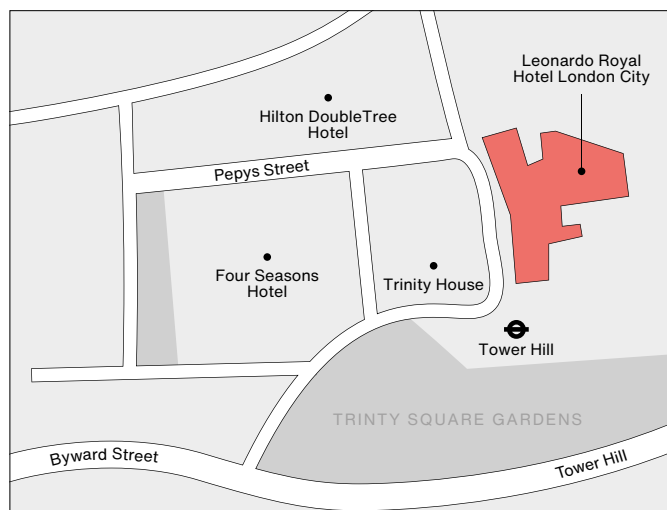
The Company's investments are stated at fair value and the Directors are of the opinion that the reported values of the Company's other financial assets and liabilities approximate to fair value.

19 Capital management


The objectives of the Company are to ensure that it will continue as a going concern and to maximise the capital return to its equity shareholders through an appropriate level of gearing. Its borrowings are set out on note 11 on page 85. The Company does not have any externally imposed capital requirements. The capital of the Company is the ordinary share capital as detailed in note 12. It is managed in accordance with its investment policy in pursuit of its investment objective, both of which are detailed on page 32, and shares may be repurchased or issued as explained on pages 48 and 49.

Shareholder information

Notice of Annual General Meeting



Baillie Gifford™



The Annual General Meeting of the Company will be held at the Leonardo Royal Hotel London City, 8-14 Cooper's Row, London, EC3N 2BQ on Wednesday 4 September 2024, at 12.00 noon.

If you have any queries as to how to vote or how to attend the meeting, please call us on 0800 917 2112.

Baillie Gifford may record your call.

To accurately reflect the views of shareholders of the Company, the Board intends to hold the AGM voting on a poll, rather than by a show of hands as has been customary.

The Board encourages all shareholders to submit proxy voting forms as soon as possible and, in any event, by no later than 12.00 noon on 2 September 2024. We would encourage shareholders to monitor the Company's website at **bgukgrowthtrust.com**. Should shareholders have questions for the Board or the Managers or any queries as to how to vote, they are welcome as always to submit them by email to **trustenquiries@bailliegifford.com** or call 0800 917 2112. Baillie Gifford may record your call.

Notice is hereby given that an Annual General Meeting of Baillie Gifford UK Growth Trust plc will be held at Leonardo Royal Hotel London City, 8-14 Cooper's Row, London, EC3N 2BQ on Wednesday 4 September 2024 at 12.00 noon for the following purposes.

Ordinary business

To consider and, if thought fit, to pass the following Resolutions as Ordinary Resolutions.

01. To receive and adopt the Financial Statements of the Company for the year to 30 April 2024 with the Reports of the Directors and of the Independent Auditor thereon.
02. To approve the Directors' annual report on remuneration for the year to 30 April 2024.
03. To declare a final dividend of 5.60p per ordinary share.
04. To re-elect Andrew Westenberger as a Director.
05. To re-elect Ruary Neill as a Director.
06. To re-elect Cathy Pitt as a Director.
07. To elect Neil Rogan as a Director.
08. To re-appoint Ernst & Young LLP as Independent Auditor of the Company to hold office from the conclusion of this meeting until the conclusion of the next Annual General Meeting at which the Financial Statements are laid before the Company.
09. To authorise the Directors to determine the remuneration of the Independent Auditor of the Company.

Special business

To consider and, if thought fit, to pass Resolutions 10 and 13 as Ordinary Resolutions and Resolutions 11 and 12 as Special Resolutions.

10. That, in substitution for any existing authority, but without prejudice to the exercise of any such authority prior to the date hereof, the Directors of the Company be and they are hereby generally and unconditionally authorised in accordance with section 551 of the Companies Act 2006 (the 'Act') to exercise all the powers of the Company to allot shares in the Company and to grant rights to subscribe for or to convert any security into shares in the Company ('Securities') provided that such authority shall be limited to the allotment of shares and the grant of rights in respect of shares with an aggregate nominal value of up to £3,651,087.50, such authority to expire at the conclusion of the next Annual General Meeting of the Company after the passing of this resolution or on the expiry of 15 months from the passing of this resolution, whichever is the earlier, unless previously revoked, varied or extended by the Company in a general meeting, save that the Company may at any time prior to the expiry of this authority make an offer or enter into an agreement which would or might require Securities to be allotted or granted after the expiry of such authority and the Directors shall be entitled to allot or grant Securities in pursuance of such an offer or agreement as if such authority had not expired.

11. That, subject to the passing of Resolution 10 above, and in substitution for any existing power but without prejudice to the exercise of any such power prior to the date hereof, the Directors of the Company be and they are hereby generally empowered, pursuant to sections 570 and 573 of the Companies Act 2006 (the 'Act'), to allot equity securities (within the meaning of section 560(1) of the Act), for cash pursuant to the authority given by Resolution 10 above, and to sell treasury shares for cash, as if section 561(1) of the Act did not apply to any such allotment or sale, provided that this power:
- a. expires at the conclusion of the next Annual General Meeting of the Company after the passing of this Resolution or on the expiry of 15 months from the passing of this Resolution, whichever is the earlier, save that the Company may, before such expiry, make an offer or agreement which would or might require equity securities to be allotted or treasury shares to be sold after such expiry and the Directors may allot equity securities or sell treasury shares in pursuance of any such offer or agreement as if the power conferred hereby had not expired; and
 - b. shall be limited to the allotment of equity securities or the sale of treasury shares up to an aggregate nominal value of £3,651,087.50, being approximately 10% of the nominal value of the issued share capital of the Company, as at 12 June 2024.
12. That, in substitution for any existing authority but without prejudice to the exercise of any such authority prior to the date hereof, the Company be and is hereby generally and unconditionally authorised, pursuant to and in accordance with section 701 of the Companies Act 2006 (the 'Act') to make market purchases (within the meaning of section 693(4) of the Act) of fully paid ordinary shares of 25 pence each in the capital of the Company ('ordinary shares') (either for retention as treasury shares for future reissue, resale, transfer or cancellation), provided that:
- a. the maximum aggregate number of ordinary shares hereby authorised to be purchased is 21,891,921, or, if less, the number representing approximately 14.99% of the issued ordinary share capital of the Company as at the date of the passing of this Resolution;
 - b. the minimum price (excluding expenses) which may be paid for each ordinary share is 25 pence;
 - c. the maximum price (excluding expenses) which may be paid for each ordinary share shall not be more than the higher of:
 - i. 5 per cent above the average closing price on the London Stock Exchange of an ordinary share over the five business days immediately preceding the date of purchase; and
 - ii. an amount equal to the higher of the price of the last independent trade of an Ordinary Share and the highest current independent bid for an Ordinary Share on the trading venue where the purchase is carried out; and
 - d. unless previously varied, revoked or renewed by the Company in a general meeting, the authority hereby conferred shall expire at the conclusion of the Annual General Meeting of the Company to be held in respect of the year ending 30 April 2025, save that the Company may, prior to such expiry, enter into a contract to purchase ordinary shares under such authority which will or might be completed or executed wholly or partly after the expiration of such authority and may make a purchase of ordinary shares pursuant to any such contract.
13. That, for the purposes of, and in accordance with Article 176 of the Company's Articles of Association, approval is sought for the continuance of the Company until the Annual General Meeting of the Company to be held in respect of the year to 30 April 2029.

By order of the Board
 Baillie Gifford & Co Limited
 Managers and Secretaries
 4 July 2024

Notes

01. As a member you are entitled to appoint a proxy or proxies to exercise all or any of your rights to attend, speak and vote at the AGM. A proxy need not be a member of the Company but must attend the AGM to represent you. You may appoint more than one proxy provided each proxy is appointed to exercise rights attached to different shares. You can only appoint a proxy using the procedure set out in these notes and the notes to the proxy form. You may not use any electronic address provided either in this notice or any related documents (including the circular and proxy form) to communicate with the Company for any purpose other than those expressly stated.
02. To be valid any proxy form or other instrument appointing a proxy, together with any power of attorney or other authority under which it is signed or a certified copy thereof, must be received by post or (during normal business hours only) by hand at the Registrars of the Company at Computershare Investor Services PLC, The Pavilions, Bridgwater Road, Bristol, BS99 6ZY or **eproxyappointment.com** no later than 2 days (excluding non-working days) before the time of the meeting or any adjourned meeting.
03. CREST members who wish to appoint a proxy or proxies through the CREST electronic proxy appointment service may do so by using the procedures described in the CREST Manual and/or by logging on to the website **euroclear.com/CREST**. CREST personal members or other CREST sponsored members, and those CREST members who have appointed a voting service provider(s), should refer to their CREST sponsor or voting service provider(s), who will be able to take the appropriate action on their behalf.
04. In order for a proxy appointment or instruction made using the CREST service to be valid, the appropriate CREST message (a 'CREST Proxy Instruction') must be properly authenticated in accordance with Euroclear UK & International Limited's specifications, and must contain the information required for such instruction, as described in the CREST Manual. The message, regardless of whether it constitutes the appointment of a proxy or is an amendment to the instruction given to a previously appointed proxy must, in order to be valid, be transmitted so as to be received by the Company's registrar (ID 3RA50) no later than two days (excluding non-working days) before the time of the meeting or any adjournment. For this purpose, the time of receipt will be taken to be the time (as determined by the timestamp applied to the message by the CREST Application Host) from which the Company's registrar is able to retrieve the message by enquiry to CREST in the manner prescribed by CREST. After this time any change of instructions to proxies appointed through CREST should be communicated to the appointee through other means.
05. CREST members and, where applicable, their CREST sponsors, or voting service providers should note that Euroclear UK & International Limited does not make available special procedures in CREST for any particular message. Normal system timings and limitations will, therefore, apply in relation to the input of CREST Proxy Instructions. It is the responsibility of the CREST member concerned to take (or, if the CREST member is a CREST personal member, or sponsored member, or has appointed a voting service provider(s), to procure that his/her CREST sponsor or voting service provider(s) take(s)) such action as shall be necessary to ensure that a message is transmitted by means of the CREST system by any particular time. In this connection, CREST members and, where applicable, their CREST sponsors or voting system providers are referred, in particular, to those sections of the CREST Manual concerning practical limitations of the CREST system and timings.
06. The Company may treat as invalid a CREST Proxy Instruction in the circumstances set out in Regulation 35(5)(a) of the Uncertificated Securities Regulations 2001.
07. The return of a completed proxy form or other instrument of proxy will not prevent you attending the AGM and voting in person if you wish.

08. Pursuant to Regulation 41 of the Uncertificated Securities Regulations 2001 and section 311 of the Companies Act 2006 the Company specifies that to be entitled to attend and vote at the Annual General Meeting (and for the purpose of the determination by the Company of the votes they may cast), shareholders must be registered in the Register of Members of the Company no later than 2 days (excluding non-working days) prior to the commencement of the AGM or any adjourned meeting. Changes to the Register of Members after the relevant deadline shall be disregarded in determining the rights of any person to attend and vote at the meeting.
09. Any person to whom this notice is sent who is a person nominated under section 146 of the Companies Act 2006 to enjoy information rights (a 'Nominated Person') may, under an agreement between him/her and the shareholder by whom he/she was nominated, have a right to be appointed (or to have someone else appointed) as a proxy for the Annual General Meeting. If a Nominated Person has no such proxy appointment right or does not wish to exercise it, he/she may, under any such agreement, have a right to give instructions to the shareholder as to the exercise of voting rights.
10. The statement of the rights of shareholders in relation to the appointment of proxies in Notes 1 and 2 above does not apply to Nominated Persons. The rights described in those Notes can only be exercised by shareholders of the Company.
11. Under section 338 of the Companies Act 2006, members meeting the qualification criteria set out in note 14 below may, subject to certain conditions, require the Company to circulate to members notice of a resolution which may properly be moved and is intended to be moved at that meeting. The conditions are that: (a) the resolution must not, if passed, be ineffective (whether by reason of inconsistency with any enactment or the Company's constitution or otherwise); (b) the resolution must not be defamatory of any person, frivolous or vexatious; and (c) the request: (i) may be in hard copy form or in electronic form; (ii) must identify the resolution of which notice is to be given by either setting out the resolution in full or, if supporting a resolution sent by another member, clearly identifying the resolution which is being supported; (iii) must be authenticated by the person or persons making it; and (iv) must be received by the Company no later than 23 July 2024.
12. Under section 338A of the Companies Act 2006, members meeting the qualification criteria set out at note 14 below may require the Company to include in the business to be dealt with at the Annual General Meeting a matter (other than a proposed resolution) which may properly be included in the business (a matter of business). The request must have been received by the Company not later than 23 July 2024. The conditions are that the matter of business must not be defamatory of any person, frivolous or vexatious. The request must identify the matter of business by either setting it out in full or, if supporting a statement sent by another member, clearly identify the matter of business which is being supported. The request must be accompanied by a statement setting out the grounds for the request. Members seeking to do this should write to the Company providing their full name and address.
13. Under section 527 of the Companies Act 2006, members meeting the qualification criteria set out in note 14 below may require the Company to publish, on its website, (without payment) a statement (which is also passed to the Auditor) setting out any matter relating to the audit of the Company's Financial Statements, including the Auditor's Report and the conduct of the audit. Such requests must be made in writing and must state your full name and address.
14. In order to be able to exercise the members' rights in notes 11 to 13, the relevant request must be made by: (a) members representing at least 5% of the total voting rights of all the members who have a right to vote on the resolution to which the requests relate; or (b) at least 100 members who have a right to vote on the resolution to which the requests relate and hold shares in the Company on which there has been paid up an average sum, per member, of at least £100. Such requests should be sent to the Company at Calton Square, 1 Greenside Row, Edinburgh, EH1 3AN. Electronic requests permitted under section 338 (see note 11) should be sent to **trustenquiries@bailliegifford.com**.

15. Information regarding the Annual General Meeting, including information required by section 311A of the Companies Act 2006, is available from the Company's page of the Managers' website at **bgukgrowthtrust.com**.
16. Members have the right to have questions raised at the meeting in accordance with section 319A of the Companies Act 2006.
17. Any corporation which is a member can appoint one or more corporate representatives who may exercise on its behalf all of its powers as a member provided that they do not do so in relation to the same shares.
18. As at 12 June 2024 (being the last practicable day prior to the publication of this notice) the Company's issued share capital consisted of 146,043,507 ordinary shares, carrying one vote each. Therefore, the total voting rights in the Company as at 12 June 2024 were 146,043,507 votes. Voting on the resolutions will be conducted by way of a poll. This will ensure an exact and definitive result.
19. Any person holding 3% or more of the total voting rights of the Company who appoints a person other than the Chairman of the meeting as his/her proxy will need to ensure that both he/she and his/her proxy complies with their respective disclosure obligations under the UK Disclosure and Transparency Rules.
20. No Director has a contract of service with the Company.

Further shareholder information

Baillie Gifford UK Growth Trust plc is an investment trust. Investment trusts offer investors the following:

- participation in a diversified portfolio of shares;
- constant supervision by experienced professional managers; and
- the Company is free from capital gains tax on capital profits realised within its portfolio, although investors are still liable for capital gains tax on profits when selling their investment.

How to invest

The Company's shares are traded on the London Stock Exchange. They can be bought by placing an order with a stockbroker, or by asking a professional adviser to do so. If you are interested in investing directly in Baillie Gifford UK Growth Trust plc, you can do so online. There are a number of companies offering real time online dealing services. Find out more by visiting the investment trust pages at bailliegifford.com.

Sources of further information on the Company

The price of shares is quoted daily in the Financial Times and can also be found on the Company's page of the Managers' website at bgukgrowthtrust.com, Trustnet at trustnet.com and on other financial websites. Company factsheets are also available on the Baillie Gifford website and are updated monthly. These are available from Baillie Gifford on request.

Baillie Gifford UK Growth Trust share identifiers

ISIN GB0007913485

Sedol 0791348

Ticker BGUK

Legal Entity Identifier 549300XX386SYWX8XW22

The ordinary shares of the Company are listed on the London Stock Exchange and their price is shown in the Financial Times.

Key dates

Ordinary shareholders normally receive one dividend in respect of each financial year paid in September. The Annual Report and Financial Statements are normally issued in July and the AGM is held in September.

Share register enquiries

Computershare Investor Services PLC maintains the share register on behalf of the Company. In the event of queries regarding shares registered in your own name, please contact the Registrars on 0370 703 0025.

This helpline also offers an automated self-service functionality (available 24 hours a day, 7 days a week) which allows you to:

- hear the latest share price;
- confirm your current share holding balance; and
- order Change of Address and Stock Transfer forms.

You can also check your holding on the Registrars' website at investorcentre.co.uk. They also offer a free, secure share management website service which allows you to:

- view your share portfolio and see the latest market price of your shares;
- calculate the total market price of each shareholding;
- view price histories and trading graphs;
- change address details; and
- use online dealing services.

To take advantage of this service, please log in at investorcentre.co.uk and enter your Shareholder Reference Number and Company Code (this information can be found on your share certificate).

Electronic proxy voting

If you hold stock in your own name you can choose to vote by returning proxies electronically at eproxyappointment.com.

If you have any questions about this service please contact Computershare on 0370 703 0025.

CREST proxy voting

If you are a user of the CREST system (including a CREST Personal Member), you may appoint one or more proxies or give an instruction to a proxy by having an appropriate CREST message transmitted. For further information please refer to the CREST Manual.

Analysis of shareholders at 30 April

	2024 Number of shares held	2024 %	2023 Number of shares held	2023 %
Institutions	42,761,097	29.1	37,186,797	24.7
Intermediaries/ Retail Savings Platforms	85,619,970	58.4	101,232,343	67.3
Individuals	7,337,614	5.0	8,050,122	5.3
Marketmakers	10,959,826	7.5	4,051,222	2.7
	146,678,507	100.0	150,520,484	100.0

These Financial Statements have been approved by the Directors of Baillie Gifford UK Growth Trust plc. Baillie Gifford only provides information about its products and does not provide investment advice. The staff of Baillie Gifford and Baillie Gifford UK Growth's Directors may hold shares in Baillie Gifford UK Growth and may buy or sell such shares from time to time.

Cost-effective ways to buy and hold shares in Baillie Gifford UK Growth Trust

Information on how to invest in Baillie Gifford UK Growth Trust can be found at bgukgrowthtrust.com.

Communicating with shareholders



Trust magazine

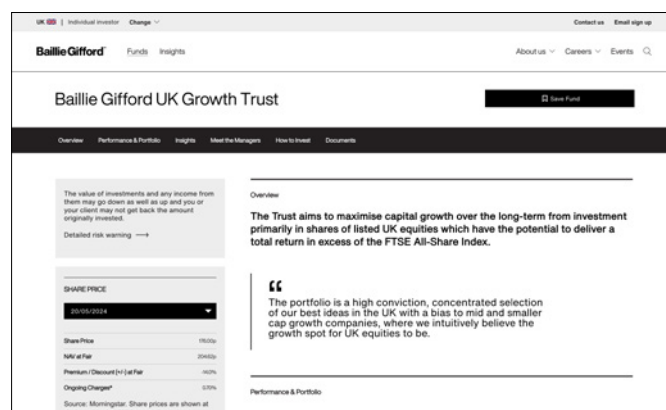
Trust magazine

Trust is the Baillie Gifford investment trust magazine which is published twice a year. It provides an insight to our investment approach by including interviews with our fund managers, as well as containing investment trust news, investment features and articles about the trusts managed by Baillie Gifford, including Baillie Gifford UK Growth Trust plc. *Trust* plays an important role in helping to explain our products so that readers can really understand them. For a copy of *Trust*, please contact the Baillie Gifford Client Relations Team (see contact details opposite).

You can subscribe to *Trust* magazine or view a digital copy at bailliegiifford.com/trust.

Suggestions and questions

Any suggestions on how communications with shareholders can be improved are welcomed, so please contact the Baillie Gifford Client Relations Team and give them your suggestions. They will also be very happy to answer questions that you may have about Baillie Gifford UK Growth Trust.



UK Growth Investment Trust plc web page at bgukgrowthtrust.com

UK Growth Trust on the Web

Up-to-date information about Baillie Gifford UK Growth Trust plc, is on the Baillie Gifford UK Growth Trust plc pages of the Managers' website at bgukgrowthtrust.com. You will find full details of Baillie Gifford UK Growth Trust plc, including recent portfolio information and performance figures.

Client relations team contact details

You can contact the Baillie Gifford Client Relations Team by telephone, email or post:

Telephone: 0800 917 2112

Your call may be recorded for training or monitoring purposes.

Email: trustenquiries@bailliegiifford.com

Website: bailliegiifford.com

Address:

Baillie Gifford Client Relations Team
Calton Square
1 Greenside Row
Edinburgh EH1 3AN


Please note that Baillie Gifford is not permitted to give financial advice. If you would like advice, please ask an authorised intermediary.

Insights



UK equities: growth on our doorstep

Our specialist approach is well-placed to take advantage of early-stage British businesses.



Ashtead: hiding in plain sight

This little-known equipment rental company is one of the UK's most exciting growth stories.



UK Growth Stewardship Report

Genus and Rio Tinto case studies provide examples of the UK Equities Team 2022 and 2023 engagements.



Alternative Investment Fund Managers ('AIFM') regulations

In accordance with the AIFM Regulations, information in relation to the Company's leverage and the remuneration of the Company's AIFM, Baillie Gifford & Co Limited, is required to be made available to investors.

AIFM Remuneration

In accordance with the Regulations, the AIFM remuneration policy is available at [bailliegifford.com](https://www.bailliegifford.com) or on request (see contact details on page 108). The numerical remuneration disclosures in respect of the AIFM's reporting period are available at [bailliegifford.com](https://www.bailliegifford.com).

Leverage

The Company's maximum and actual leverage levels (see Glossary of terms and Alternative Performance Measures on pages 104 to 106) at 30 April 2024 are shown below:

	Gross method	Commitment method
Maximum limit	2.00:1	2.00:1
Actual	1.05:1	1.05:1

Automatic exchange of information

In order to fulfil its obligations under UK Tax Legislation relating to the automatic exchange of information, the Company is required to collect and report certain information about certain shareholders.

The legislation will require investment trust companies to provide personal information to HMRC on certain investors who purchase shares in investment trusts. As an affected company, Baillie Gifford UK Growth Trust plc will have to provide information annually to the local tax authority on the tax residencies of a number of non-UK based certificated shareholders and corporate entities.

Shareholders, excluding those whose shares are held in CREST, who come on to the share register will be sent a certification form for the purposes of collecting this information.

For further information, please see HMRC's Quick Guide: Automatic Exchange of Information – information for account holders [gov.uk/government/publications/exchange-of-information-account-holders](https://www.gov.uk/government/publications/exchange-of-information-account-holders).

Third party data provider disclaimer

No third party data provider ('Provider') makes any warranty, express or implied, as to the accuracy, completeness or timeliness of the data contained herewith nor as to the results to be obtained by recipients of the data.

No Provider shall in any way be liable to any recipient of the data for any inaccuracies, errors or omissions in the index data included in this document, regardless of cause, or for any damages (whether direct or indirect) resulting therefrom. No Provider has any obligation to update, modify or amend the data or to otherwise notify a recipient thereof in the event that any matter stated herein changes or subsequently becomes inaccurate.

Without limiting the foregoing, no Provider shall have any liability whatsoever to you, whether in contract (including under an indemnity), in tort (including negligence), under a warranty, under statute or otherwise, in respect of any loss or damage suffered by you as a result of or in connection with any opinions, recommendations, forecasts, judgements, or any other conclusions, or any course of action determined, by you or any third party, whether or not based on the content, information or materials contained herein.

FTSE Index data

London Stock Exchange Group plc and its group undertakings (collectively, the 'LSE Group'). © LSE Group 2024 FTSE Russell is a trading name of certain of the LSE Group companies. 'FTSE®', 'Russell®', 'FTSE Russell®', is/are a trade mark(s) of the relevant LSE Group companies and is/are used by any other LSE Group company under license. All rights in the FTSE Russell indexes or data vest in the relevant LSE Group company which owns the index or the data. Neither LSE Group nor its licensors accept any liability for any errors or omissions in the indexes or data and no party may rely on any indexes or data contained in this communication. No further distribution of data from the LSE Group is permitted without the relevant LSE Group company's express written consent. The LSE Group does not promote, sponsor or endorse the content of this communication.

Glossary of terms and Alternative Performance Measures ('APM')

An alternative performance measure ('APM') is a financial measure of historical or future financial performance, financial position, or cash flows, other than a financial measure defined or specified in the applicable financial reporting framework. The APMs noted below are commonly used measures within the investment trust industry and serve to improve comparability between investment trusts.

Total assets

This is the Company's definition of adjusted total assets, being the total value of all assets held less all liabilities (other than liabilities in the form of borrowings).

Net Asset Value

Net Asset Value ('NAV') is the value of total assets less liabilities (including borrowings). The NAV per share is calculated by dividing this amount by the number of ordinary shares in issue (excluding treasury shares).

Net Liquid Assets

Net liquid assets comprise current assets less current liabilities, excluding borrowings.

Discount/premium ('APM')

As stockmarkets and share prices vary, an investment trust's share price is rarely the same as its NAV. When the share price is lower than the NAV per share it is said to be trading at a discount. The size of the discount is calculated by subtracting the share price from the NAV per share and is usually expressed as a percentage of the NAV per share. If the share price is higher than the NAV per share, it is said to be trading at a premium.

	2024	2023
Closing NAV per share	193.0p	195.6p
Closing share price	163.5p	168.0p
Discount	(15.3%)	(14.1%)

Total return (APM)

The total return is the return to shareholders after reinvesting the net dividend on the date that the share price goes ex-dividend.

		2024 NAV	2024 share price	2023 NAV	2023 share price
Closing NAV per share/share price	(a)	193.0p	163.5p	195.6p	168.0p
Dividend adjustment factor*	(b)	1.0197	1.0226	1.0204	1.0232
Adjusted closing NAV per share/share price	(c = a x b)	196.8p	167.2p	199.6p	171.9p
Opening NAV per share/share price	(d)	195.6p	168.0p	197.4p	174.2p
Total return	(c ÷ d)-1	0.6%	(0.5%)	1.1%	(1.3%)

* The dividend adjustment factor is calculated on the assumption that the dividend of 3.60p (2023 – 3.91p) paid by the Company during the year were reinvested into shares of the Company at the cum income NAV per share/share price, as appropriate, at the ex-dividend date.

Ongoing charges (APM)

The total expenses (excluding borrowing costs) incurred by the Company as a percentage of the average net asset value. The ongoing charges have been calculated on the basis prescribed by the Association of Investment Companies.

A reconciliation from the expenses detailed in the Income statement on page 75 is provided below.

		2024	2023
Investment management fee		£1,403,000	£1,441,000
Other administrative expenses		£568,000	£533,000
Total expenses	(a)	£1,971,000	£1,974,000
Average net asset value	(b)	£280,829,000	£283,920,000
Ongoing charges ((a) ÷ (b) expressed as a percentage)		0.70%	0.70%

Gearing (APM)

At its simplest, gearing is borrowing. Just like any other public company, an investment trust can borrow money to invest in additional investments for its portfolio. The effect of the borrowing on the shareholders' assets is called 'gearing'. If the Company's assets grow, the shareholders' assets grow proportionately more because the debt remains the same. But if the value of the Company's assets falls, the situation is reversed. Gearing can therefore enhance performance in rising markets but can adversely impact performance in falling markets.

Invested gearing is the Company's borrowings adjusted for cash and cash equivalents expressed as a percentage of shareholders' funds.

	2024	2023
Borrowings	£16,350,000	£14,450,000
Less: cash and cash equivalents	(£1,917,000)	(£5,512,000)
Adjusted borrowings	£14,433,000	£8,938,000
Shareholders' funds	£283,153,000	£294,422,000
Invested gearing	5%	3%

Drawn gearing is the Company's borrowings expressed as a percentage of shareholders' funds.

	2024	2023
Borrowings	£16,350,000	£14,450,000
Shareholders' funds	£283,153,000	£294,422,000
Drawn gearing	6%	5%

Leverage (APM)

For the purposes of the Alternative Investment Fund Managers (AIFM) Regulations, leverage is any method which increases the Company's exposure, including the borrowing of cash and the use of derivatives. It is expressed as a ratio between the Company's exposure and its net asset value and can be calculated on a gross and a commitment method. Under the gross method, exposure represents the sum of the Company's positions after the deduction of sterling cash balances, without taking into account any hedging and netting arrangements. Under the commitment method, exposure is calculated without the deduction of sterling cash balances and after certain hedging and netting positions are offset against each other. The Company's maximum and actual leverage as at the year end are set out on page 103.

Active Share (APM)

Active share, a measure of how actively a portfolio is managed, is the percentage of the portfolio that differs from its comparative index. It is calculated by deducting from 100 the percentage of the portfolio that overlaps with the comparative index. An active share of 100 indicates no overlap with the index and an active share of zero indicates a portfolio that tracks the index.

Unlisted (Private) Company

An unlisted (private) company means a company whose shares are not available to the general public for trading and not listed on a stock exchange.

Sustainable Finance Disclosure Regulation ('SFDR')

The EU Sustainable Finance Disclosure Regulation ('SFDR') does not have a direct impact in the UK due to Brexit, however, it applies to third-country products marketed in the EU. As Baillie Gifford UK Growth Trust plc is marketed in the EU by the AIFM, Baillie Gifford & Co Limited, via the National Private Placement Regime ('NPPR') the following disclosures have been provided to comply with the high-level requirements of SFDR.

The AIFM has adopted Baillie Gifford & Co's stewardship principles and guidelines as its policy on integration of sustainability risks in investment decisions.

Baillie Gifford & Co believes that a company cannot be financially sustainable in the long run if its approach to business is fundamentally out of line with changing societal expectations. It defines 'sustainability' as a deliberately broad concept which encapsulates a company's purpose, values, business model, culture, and operating practices.

Baillie Gifford & Co's approach to investment is based on identifying and holding high quality growth businesses that enjoy sustainable competitive advantages in their marketplace. To do this it looks beyond current financial performance, undertaking proprietary research to build up an in-depth knowledge of an individual company and a view on its long-term prospects. This includes the consideration of sustainability factors (environmental, social and/or governance matters) which it believes will positively or negatively influence the financial returns of an investment.

The likely impact on the return of the portfolio from a potential or actual material decline in the value of investment due to the occurrence of an environmental, social or governance event or condition will vary and will depend on several factors including but not limited to the type, extent, complexity and duration of an event or condition, prevailing market conditions and existence of any mitigating factors.

Whilst consideration is given to sustainability matters, there are no restrictions on the investment universe of the Company, unless otherwise stated within its investment objective & policy. Baillie Gifford & Co can invest in any companies it believes could create beneficial long-term returns for investors. However, this might result in investments being made in companies that ultimately cause a negative outcome for the environment or society.

More detail on the Manager's approach to sustainability can be found in the stewardship principles and guidelines document, available publicly on the Baillie Gifford website [bailliegifford.com](https://www.bailliegifford.com) and by scanning the QR code below.

The underlying investments do not take into account the EU criteria for environmentally sustainable economic activities established under the EU Taxonomy Regulation.



Company information

Directors

Chairman: Carolan Dobson

Ruary Neill

Cathy Pitt

Neil Rogan

Andrew Westenberger

Alternative Investment Fund Managers, Secretaries and Registered Office

Grimaldi House

28 St James's Square

London

SW1Y 4JH

T: +44 (0)131 275 2000

bailliegifford.com

Registrar

**Computershare Investor
Services PLC**

The Pavilions

Bridgwater Road

Bristol BS99 6ZZ

T: +44 (0)370 703 0025

Company Broker

Winterflood Investment Trusts

Riverbank House

2 Swan Lane

London

EC4R 3GA

Independent Auditor

Ernst & Young LLP

Atria One

144 Morrison Street

Edinburgh

EH3 8EX

Depository

**The Bank of New York Mellon
(International) Limited**

160 Queen Victoria Street

London

EC4V 4LA

Company details

bgukgrowthtrust.com

Company Registration No. 2894077

ISIN: GB0007913485

Sedol: 0791348

Ticker: BGUK

Legal Entity Identifier:

549300XX386SYWX8XW22

Further information

Client Relations Team

Baillie Gifford & Co

Calton Square

1 Greenside Row

Edinburgh EH1 3AN

T: +44 (0)800 917 2112

trustenquiries@bailliegifford.com

bgukgrowthtrust.com

