

iShares € Corp Bond 0-3yr ESG UCITS ETF EUR (Dist)

May Factsheet

Performance, Portfolio Breakdowns and Net Asset information as at: 31-May-2022

All other data as at 07-Jun-2022

For Investors in the UK. Investors should read the Key Investor Information Document and Prospectus prior to investing.

The Fund seeks to track the performance of an index composed of Euro denominated ESG (environmental, social and governance) screened corporate bonds.

Important Notice Regarding Change in Benchmark Index – Please note that with effect from Thursday, 1 June 2017, the benchmark index tracked by the iShares € Corp Bond Sustainability Screened 0-3yr UCITS ETF (the “Fund”) (ticker symbol: SUSE) will change to the Bloomberg Barclays MSCI Euro Corporate 0-3 Sustainable SRI Index from the Barclays MSCI Euro Corporate 0-3 yr Sustainability ex Controversial Weapons Index and the Fund’s investment objective and policy will also change to reflect the new benchmark index. The Fund’s name will change to iShares € Corp Bond SRI 0-3yr UCITS ETF effective from Thursday, 1 June 2017. For further information please refer to the fund announcement in the ‘Document Library’ section on iShares.com or contact your local iShares team.

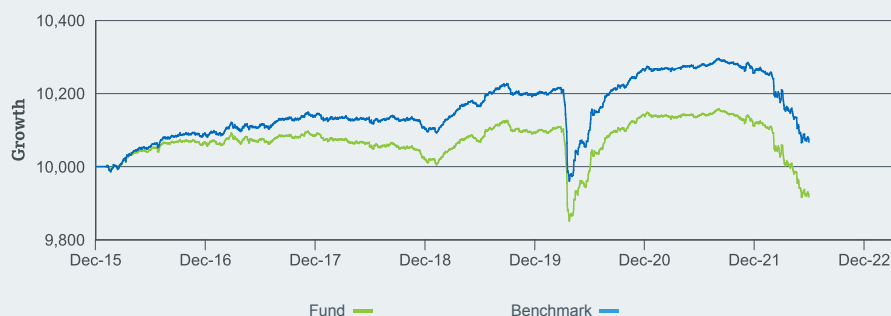
KEY BENEFITS

- 1 Diversified exposure to 0-3yr Euro-denominated, investment grade corporate bonds across sectors (industrials, utilities and financial companies).
- 2 Only includes bonds with MSCI ESG ratings from the top 4 rating levels.
- 3 Seeks to track an index that explicitly excludes issuers involved in controversial weapons, nuclear weapons, conventional weapons, civilian firearms, tobacco, adult entertainment, alcohol, gambling, nuclear power, genetically modified organisms, oil sands and thermal coal.

Key Risks: Credit risk, changes to interest rates and/or issuer defaults will have a significant impact on the performance of fixed income securities. Potential or actual credit rating downgrades may increase the level of risk. The benchmark index’s ESG rating assessment of an issuer’s performance is intended to be relative to the standards of the issuer’s industry peers. Investors should therefore make a personal ethical assessment of the benchmark index’s ESG screening prior to investing in the Fund.

(Continued on page 2)

GROWTH OF 10,000 EUR SINCE INCEPTION



CALENDAR YEAR PERFORMANCE (% EUR)

Capital at risk. All financial investments involve an element of risk. Therefore, the value of your investment and the income from it will vary and your initial investment amount cannot be guaranteed.

KEY FACTS

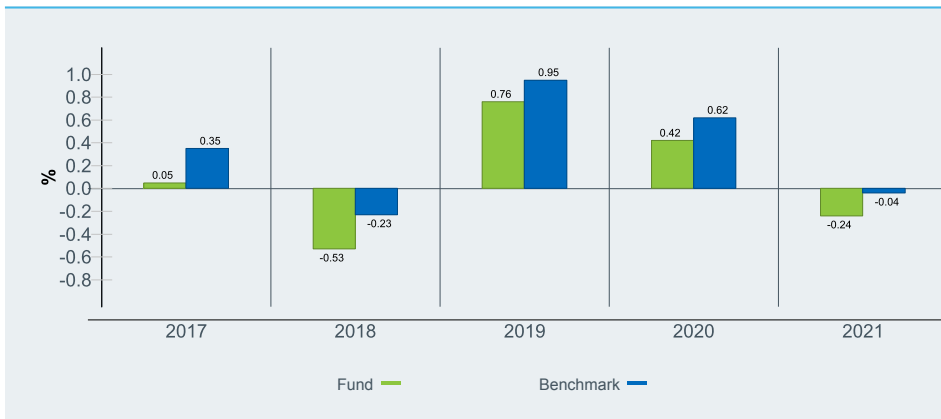
Asset Class	Fixed Income
Fund Base Currency	EUR
Share Class Currency	EUR
Fund Launch Date	07-Jan-2016
Share Class Launch Date	07-Jan-2016
Benchmark	Bloomberg MSCI Euro Corp 0-3 Sustainable SRI Index
ISIN	IE00BYZTVV78
Total Expense Ratio	0.15%
Distribution Type	Semi-Annual
Domicile	Ireland
Methodology	Sampled
Product Structure	Physical
Rebalance Frequency	Monthly
UCITS	Yes
ISA Eligibility	Yes
SIPP Available	Yes
UK Distributor/Reporting Status	No/Yes
Use of Income	Distributing

Net Assets of Fund	EUR 2,581,682,351
Net Assets of Share Class	EUR 2,555,358,725
Number of Holdings	937
Shares Outstanding	522,013,117
Benchmark Ticker	BSCW
Distribution Yield	0.07%

TOP HOLDINGS (%)

RABOBANK NEDERLAND NV MTN RegS	0.31
GOLDMAN SACHS GROUP INC/THE MTN RegS	0.30
ASSICURAZIONI GENERALI SPA MTN RegS	0.28
JPMORGAN CHASE & CO MTN RegS	0.28
GOLDMAN SACHS GROUP INC/THE MTN RegS	0.28
GOLDMAN SACHS GROUP INC/THE FXD MTN RegS	0.28
UBS AG (LONDON BRANCH) RegS	0.27
BARCLAYS PLC MTN RegS	0.26
HSBC HOLDINGS PLC RegS	0.26
CREDIT SUISSE GROUP AG MTN RegS	0.26
	2.78

Holdings are subject to change.



The figures shown relate to past performance. Past performance is not a reliable indicator of future results and should not be the sole factor of consideration when selecting a product or strategy. Share Class and Benchmark performance displayed in EUR, hedged fund benchmark performance is displayed in EUR. Performance is shown on a Net Asset Value (NAV) basis, with gross income reinvested where applicable. Performance data is based on the net asset value (NAV) of the ETF which may not be the same as the market price of the ETF. Individual shareholders may realize returns that are different to the NAV performance. The return of your investment may increase or decrease as a result of currency fluctuations if your investment is made in a currency other than that used in the past performance calculation. **Source:** BlackRock

Key Risks Continued: Such ESG screening may adversely affect the value of the Fund's investments compared to a fund without such screening. Credit Risk: The issuer of a financial asset held within the Fund may not pay income or repay capital to the Fund when due. If a financial institution is unable to meet its financial obligations, its financial assets may be subject to a write down in value or converted (i.e. "bail-in") by relevant authorities to rescue the institution. Liquidity Risk: Lower liquidity means there are insufficient buyers or sellers to allow the Fund to sell or buy investments readily. Counterparty Risk: The insolvency of any institutions providing services such as safekeeping of assets or acting as counterparty to derivatives or other instruments, may expose the Fund to financial loss.

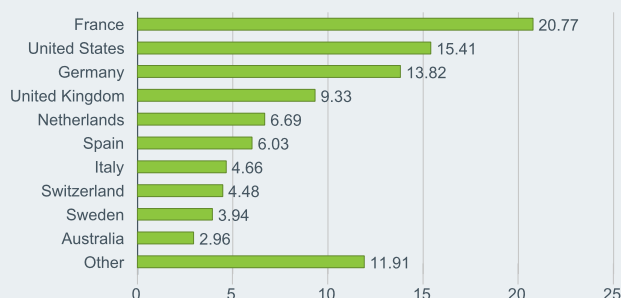
PORTFOLIO CHARACTERISTICS

Weighted Average Maturity	1.67 yrs
Weighted Average Coupon	1.44%
Weighted Average Yield To Maturity	1.37%
Effective Duration	1.59 yrs

DEALING INFORMATION

Exchange	London Stock Exchange	SIX Swiss Exchange
Ticker	SUSS	SUSE
Bloomberg Ticker	SUSS LN	SUSE SW
RIC	SUSS.L	SUSE.S
SEDOL	BY7RGM5	BYXFFB5
Trading Currency	GBP	EUR
This product is also listed on: Borsa Italiana, Deutsche Boerse Xetra		

GEOGRAPHIC BREAKDOWN (%)



Geographic exposure relates principally to the domicile of the issuers of the securities held in the product, added together and then expressed as a percentage of the product's total holdings. However, in some instances it can reflect the location where the issuer of the securities carries out much of their business.

Want to learn more?  +44 845 357 7000  info@ishares.co.uk  www.ishares.co.uk

IMPORTANT INFORMATION:

Issued by BlackRock Advisors (UK) Limited, which is authorised and regulated by the Financial Conduct Authority. Registered office: 12 Throgmorton Avenue, London, EC2N 2DL, Tel: +44 (0)20 7743 3000. Registered in England and Wales No. 00796793. For your protection, calls are usually recorded. Please refer to the Financial Conduct Authority website for a list of authorised activities conducted by BlackRock. BlackRock is a trading name of BlackRock Advisors (UK) Limited. iShares plc, iShares II plc, iShares III plc, iShares IV plc, iShares V plc, iShares VI plc and iShares VII plc (together 'the Companies') are open-ended investment companies with variable capital having segregated liability between their funds organised under the laws of Ireland and authorised by the Central Bank of Ireland. Further information about the Fund and the Share Class, such as details of the key underlying investments of the Share Class and share prices, is available on the iShares website at www.ishares.com or by calling +44 (0) 845 357 7000 or from your broker or financial adviser. The indicative intra-day net asset value of the Share Class is available at <http://deutsche-boerse.com> and/or <http://www.reuters.com>. A UCITS ETF's units / shares that have been acquired on the secondary market cannot usually be sold directly back to the UCITS ETF itself. Investors who are not Authorised Participants must buy and sell shares on a secondary market with the assistance of an intermediary (e.g. a stockbroker) and may incur fees and additional taxes in doing so. In addition, as the market price at which the Shares are traded on the secondary market may differ from the Net Asset Value per Share, investors may pay more than the then current Net Asset Value per Share when buying shares and may receive less than the current Net Asset Value per Share when selling them. Any decision to invest must be based solely on the information contained in the Company's Prospectus, Key Investor Information Document and the latest half-yearly report and unaudited accounts and/or annual report and audited accounts. Investors should read the fund specific risks in the Key Investor Information Document and the Company's Prospectus.

BlackRock has not considered the suitability of this investment against your individual needs and risk tolerance. The data displayed provides summary information, investment should be made on the basis of the relevant Prospectus which is available from your Broker, Financial Adviser or BlackRock Advisors (UK) Limited. We recommend you seek independent professional advice prior to investing.

This document is marketing material. This document is directed at 'Professional Clients' only within the meaning of the rules of the Financial Conduct Authority. This document is intended for information purposes only and does not constitute investment advice or an offer to sell or a solicitation of an offer to buy the products described within and no steps may be taken which would constitute or result in a public offering in the UK. This document is strictly confidential and may not be distributed without authorisation from BlackRock Advisors (UK) Limited. Any decision to invest must be based solely on the information contained in the Prospectus, Base Prospectus, Key Investor Information Document, Key Information Document and the latest half-yearly report and unaudited accounts and/or annual report and audited accounts which are available at www.ishares.com in English. Investors should read the specific risks in the Key Investor Information Document, the Key Information Document the Prospectus and the Base Prospectus. BlackRock may terminate marketing at any time.

This document is not, and under no circumstances is to be construed as an advertisement or any other step in furtherance of a public offering of shares in the United States or Canada. This document is not aimed at persons who are resident in the United States, Canada or any province or territory thereof, where the companies/securities are not authorised or registered for distribution and where no prospectus has been filed with any securities commission or regulatory authority. The companies/securities may not be acquired or owned by, or acquired with the assets of, an ERISA Plan.

Investment in the products mentioned in this document may not be suitable for all investors. The price of the investments may go up or down and the investor may not get back the amount invested. Your income is not fixed and may fluctuate. The value of investments involving exposure to foreign currencies can be affected by exchange rate movements. We remind you that the levels and bases of, and reliefs from, taxation can change.

In respect of the products mentioned this document is intended for information purposes only and does not constitute investment advice or an offer to sell or a solicitation of an offer to buy the securities described within. This document may not be distributed without authorisation from the manager.

© 2022 BlackRock, Inc. All Rights reserved. BLACKROCK, BLACKROCK SOLUTIONS, iSHARES, BUILD ON BLACKROCK, SO WHAT DO I DO WITH MY MONEY are registered and unregistered trademarks of BlackRock, Inc. or its subsidiaries in the United States and elsewhere. All other trademarks are those of their respective owners. ©

BLACKROCK®

GLOSSARY

Total Expense Ratio (TER): A measure of the total costs associated with managing and operating a fund. The TER consists primarily of the management fee plus other expenses such as trustee, custody, or operating expenses. It is expressed as a percentage of the fund's total net asset value.

Distribution yield: The distribution yield represents the ratio of distributed income over the last 12 months to the fund's current Net Asset Value.

Effective Duration: is a measure of the potential impact on a bond or portfolio price of a 1% change in interest rates across all maturities. It takes into account the possible changes in expected bond cash flows for bonds with embedded optionality (for example the bond issuer's right to redeem bonds at a pre-determined price on certain dates) due to the 1% change in rates.

Product Structure: Indicates whether the fund buys the actual underlying securities in the index (i.e. Physical) or whether the fund gains exposure to those securities by buying derivatives, such as swaps (known as 'Synthetic'). Swaps are a form of contract that promises to provide the return of the security to the fund, but the fund does not hold the actual security. This can introduce a risk that the counterparty defaults on the "promise" or contract.

Weighted Average Maturity (WAM): A bond's maturity is the length of time until the principal amount of the bond is to be repaid. WAM of the ETF is calculated as the average of the underlying bonds' maturities, adjusted to take account of their relative weight (size) within the fund.

Weighted Average Coupon (WAC): The coupon is the annual interest rate paid by a bond issuer on the face value of the bond. WAC of the ETF is calculated as the average of the underlying bonds' coupon rates, adjusted to take account of their relative weight (size) within the fund.

Methodology: Indicates whether the product is holding all index securities in the same weight as the index (replicating) or whether an optimised subset of index securities is used (optimised/sampled) in order to efficiently track index performance.

Weighted Average Yield to Maturity: The rate of return anticipated on a bond, if it is held until maturity. Yield to Maturity of the ETF is calculated as the average of the underlying bonds' yields, adjusted to take account of their relative weight (size) within the fund.

SUSTAINABILITY CHARACTERISTICS

Sustainability Characteristics can help investors integrate non-financial, sustainability considerations into their investment process. These metrics enable investors to evaluate funds based on their environmental, social, and governance (ESG) risks and opportunities. This analysis can provide insight into the effective management and long-term financial prospects of a fund.

The metrics below have been provided for transparency and informational purposes only. The existence of an ESG rating is not indicative of how or whether ESG factors will be integrated into a fund. The metrics are based on MSCI ESG Fund Ratings and, unless otherwise stated in fund documentation and included within a fund's investment objective, do not change a fund's investment objective or constrain the fund's investable universe, and there is no indication that an ESG or Impact focused investment strategy or exclusionary screens will be adopted by a fund. For more information regarding a fund's investment strategy, please see the fund's prospectus.

MSCI ESG Fund Rating (AAA-CCC)	AAA	MSCI ESG Quality Score (0-10)	10.00
MSCI ESG Quality Score - Peer Percentile	100.00%	MSCI ESG % Coverage	99.40%
Fund Lipper Global Classification	Bond EUR Corporates Short Term	MSCI Weighted Average Carbon Intensity (Tons CO2E/\$M SALES)	85.97
Funds in Peer Group	36		

All data is from MSCI ESG Fund Ratings as of **06-May-2022**, based on holdings as of **31-Mar-2022**. As such, the fund's sustainable characteristics may differ from MSCI ESG Fund Ratings from time to time.

To be included in MSCI ESG Fund Ratings, 65% of the fund's gross weight must come from securities covered by MSCI ESG Research (certain cash positions and other asset types deemed not relevant for ESG analysis by MSCI are removed prior to calculating a fund's gross weight; the absolute values of short positions are included but treated as uncovered), the fund's holdings date must be less than one year old, and the fund must have at least ten securities. For newly launched funds, sustainability characteristics are typically available 6 months after launch.

ESG GLOSSARY:

MSCI ESG Fund Rating (AAA-CCC): The MSCI ESG Rating is calculated as a direct mapping of ESG Quality Scores to letter rating categories (e.g. AAA = 8.6-10). The ESG Ratings range from leader (AAA, AA), average (A, BBB, BB) to laggard (B, CCC).

MSCI ESG Quality Score - Peer Percentile: The fund's ESG Percentile compared to its Lipper peer group.

Fund Lipper Global Classification: The fund peer group as defined by the Lipper Global Classification.

Funds in Peer Group: The number of funds from the relevant Lipper Global Classification peer group that are also in ESG coverage.

MSCI ESG Quality Score (0-10): The MSCI ESG Quality Score (0 - 10) for funds is calculated using the weighted average of the ESG scores of fund holdings. The Score also considers ESG Rating trend of holdings and the fund exposure to holdings in the laggard category. MSCI rates underlying holdings according to their exposure to industry specific ESG risks and their ability to manage those risks relative to peers.

MSCI ESG % Coverage: Percentage of a fund's holdings that have MSCI ESG ratings data.

MSCI Weighted Average Carbon Intensity (Tons CO2E/\$M SALES): Measures a fund's exposure to carbon intensive companies. This figure represents the estimated greenhouse gas emissions per \$1 million in sales across the fund's holdings. This allows for comparisons between funds of different sizes.

IMPORTANT INFORMATION:

Certain information contained herein (the "Information") has been provided by MSCI ESG Research LLC, a RIA under the Investment Advisers Act of 1940, and may include data from its affiliates (including MSCI Inc. and its subsidiaries ("MSCI")), or third party suppliers (each an "Information Provider"), and it may not be reproduced or disseminated in whole or in part without prior written permission. The Information has not been submitted to, nor received approval from, the US SEC or any other regulatory body. The Information may not be used to create any derivative works, or in connection with, nor does it constitute, an offer to buy or sell, or a promotion or recommendation of, any security, financial instrument or product or trading strategy, nor should it be taken as an indication or guarantee of any future performance, analysis, forecast or prediction. Some funds may be based on or linked to MSCI indexes, and MSCI may be compensated based on the fund's assets under management or other measures. MSCI has established an information barrier between equity index research and certain Information. None of the Information in and of itself can be used to determine which securities to buy or sell or when to buy or sell them. The Information is provided "as is" and the user of the Information assumes the entire risk of any use it may make or permit to be made of the Information. Neither MSCI ESG Research nor any Information Party makes any representations or express or implied warranties (which are expressly disclaimed), nor shall they incur liability for any errors or omissions in the Information, or for any damages related thereto. The foregoing shall not exclude or limit any liability that may not by applicable law be excluded or limited.