

This factsheet is as at 29 April 2022 unless otherwise specified.
Past performance is not a reliable indicator of future results.

Xtrackers MSCI EM Europe, Middle East & Africa ESG Swap UCITS ETF 1C

a sub fund of Xtrackers

At a Glance

- Exposure to EMEA Emerging Market Equities
- Provides diversified exposure to Eastern Europe Emerging Market large and mid-cap Equities that exhibit higher ESG characteristics, and lower carbon exposure compared to their peers
- ESG Methodology

MSCI EM EMEA Low Carbon SRI Leaders Index

The MSCI EM EMEA Low Carbon SRI Leaders Index aims to reflect the performance of the following market:

- Large and mid-cap companies from European, Middle Eastern and African Emerging Markets with high ESG characteristics and low carbon exposures, relative to their peers

- Reviewed on a quarterly basis

Additional information on the index, selection and weighting methodology is available at www.msci.com

Fund information	
ISIN	LU0292109005
Share class currency	USD
Fund Currency	USD
Fund launch date	19 June 2007
Domicile	Luxembourg
Portfolio Methodology	Substitute Basket + Swap
Sub-Portfolio Manager	DWS Investments UK Ltd
Investment Manager	DWS Investments UK Ltd
Custodian	State Street Bank International GmbH, Luxembourg Branch
All-in fee ¹	0.65% p.a.
Income treatment	Capitalising
Active swap counterparties	J.P. Morgan Securities plc
NAV per Share	USD 31.84
Total Fund Assets	USD 61.37 Million
Total Shares Outstanding	1.93 Million
Reporting Fund	Yes

¹ Please see additional information / Glossary.

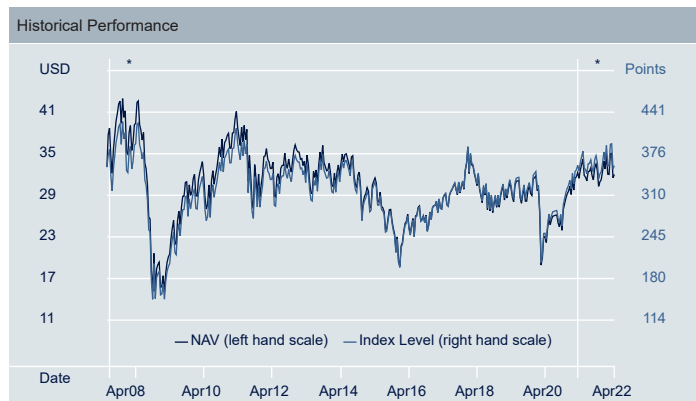
Key Risks

- The Fund is not guaranteed and your investment is at risk. The value of your investment may go down as well as up.
- The Fund is exposed to less economically developed economies (known as emerging markets) which involve greater risks than well developed economies. Political unrest and economic downturn may be more likely and will affect the value of your investment.
- The value of an investment in shares will depend on a number of factors including, but not limited to, market and economic conditions, sector, geographical region and political events.
- The Fund is exposed to market movements in a single country or region which may be adversely affected by political or economic developments, government action or natural events that do not affect a fund investing in broader markets.
- The Fund will enter into a derivative with a counterparty. If the counterparty fails to make payments (for example, it becomes insolvent) this may result in your investment suffering a loss.

Cumulative performance figures						
	1 Month	3 Months	6 Months	1 Year	3 Years	Annualised Volatility
Share Class	-8.18%	-4.01%	-1.24%	1.76%	5.80%	25.58%
Index	-8.11%	-3.83%	-0.90%	2.44%	-	25.00%
Tracking Difference	-0.07%	-0.17%	-0.35%	-0.68%	-	-
Tracking Error	0.04%	0.03%	0.03%	0.04%	-	-

Rolling performance figures						
	4/17 - 4/18	4/18 - 4/19	4/19 - 4/20	4/20 - 4/21	4/21 - 4/22	Since launch
Share Class	11.70%	-4.26%	-24.40%	37.52%	1.76%	-0.10%
Index	-	-	-	-	2.44%	-
Tracking Difference	-	-	-	-	-0.68%	-
Tracking Error	-	-	-	-	0.04%	-

Calendar year performance figures						
	2017	2018	2019	2020	2021	YTD
Share Class	22.90%	-16.32%	15.07%	-7.75%	10.41%	0.32%
Index	-	-	-	-	-	0.55%



Source: DWS, Index Provider

***Restructuring event(s): 25 March 2021 to date** Index: MSCI EM EMEA Low Carbon SRI Leaders Index | Performance shown: ETF NAV (USD) vs index (USD).
04 July 2007 to 25 March 2021 Index: MSCI Total Return Net Emerging Markets EMEA Index | Performance shown: ETF NAV (USD) vs index (USD)
Inception to 04 July 2007 Index: MSCI Total Return Net Emerging Markets EMEA Index | Performance shown: ETF NAV (USD) vs index (USD)
 Index performance, Tracking Error and Tracking Difference calculations are reset on 25 March 2021.

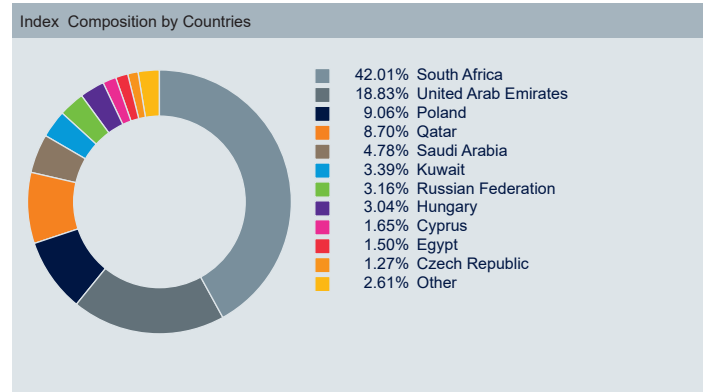
Listing and trading information						
Exchange	Bloomberg Ticker	Reuters RIC	Trading Currency	NSIN	Exchange Code (local)	Settlement
Xetra	XMEA GY	XMEA.DE	EUR	DBX1EA	DBX4	t+2
London Stock Exchange	XXMD LN	XXMD.L	USD	B24CX06	XXMD	t+2
Stuttgart Stock Exchange	XMEA GS	XMEA.SG	EUR	DBX1EA	DBX4	t+2
Italian Stock Exchange	XMEA IM	XMEA.MI	EUR	-	XMEA	t+2

This factsheet is as at 29 April 2022 unless otherwise specified.
Past performance is not a reliable indicator of future results.

Top 10 index constituents		
Issuer	ISIN	Weight
NASPERS-N- ORD	ZAE000015889	8.83%
EMIRATES TELECOM ORD	AEE000401019	7.97%
QATAR NAT BANK ORD	QA0006929895	6.66%
FIRST ABU DHABI BANK ORD	AEN000101016	5.95%
FIRSTSTRAND ORD	ZAE000066304	5.12%
KUWAIT FIN HOUSE ORD	KW0EQ0100085	3.39%
OTP BANK ORD	HU0000061726	3.04%
STANDARD BK GRP ORD	ZAE000109815	3.03%
IMPLATS	ZAE000083648	2.98%
CAPITEC BANK ORD	ZAE000035861	2.74%

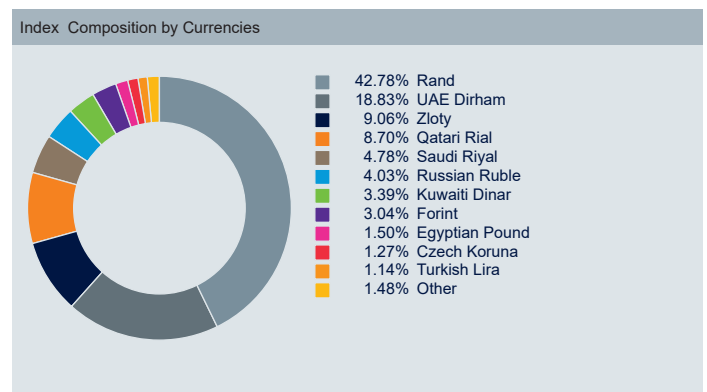
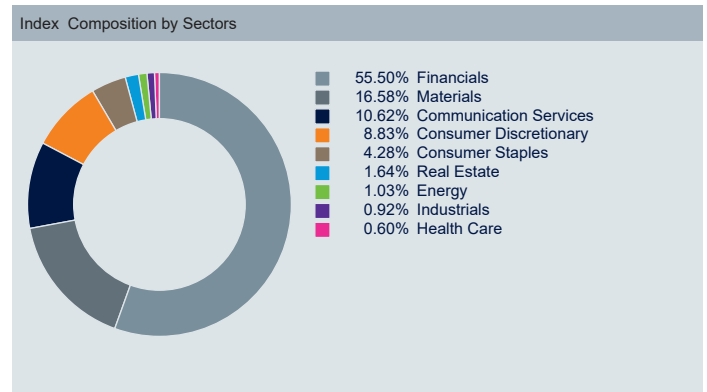
MSCI EM EMEA Low Carbon SRI Leaders Index

Source: Index provider as at 31 December 2021
 Figures may not always add up to 100.00% due to rounding



Index information	
Bloomberg Symbol	NU735787
Index Type	Total Return Net
Index Base Currency	USD
Number of Index constituents	54
Dividend Yield	3.04%
Index PE Ratio (Trailing)	14.58
Index PE Ratio (Forward)	12.65
Index Rebalance Frequency	Quarterly

Source: Index Provider



Further information on Xtrackers

DWS Investments UK Limited
 Winchester House
 1 Great Winchester Street
 London EC2N 2DB
 United Kingdom

Hotline: +44 (0)20 7547 1747
 Website: www.Xtrackers.com
 E-Mail: Xtrackers@dws.com

Additional Information

A Glossary of Terms is available at Xtrackers.com.
 ETF performance is shown on NAV basis, net of fees and index replication costs. Index performance is calculated on a total return basis. On restructuring event dates, index values are re-based to match the index level of the previous index. Volatility is calculated since launch of the share class.

Key Risk Factors

Investments in funds involve numerous risks including, among others, general market risks, credit risks, foreign exchange risks, interest rate risks and liquidity risks. As such, the value of an investment in an Xtrackers ETF may go down as well as up and can result in losses, up to and including a total loss of the amount initially invested. Movements in exchange rates can impact the value of your investment. If the currency of your country of residence is different from the currency in which the underlying investments of the fund are made, the value of your investment may increase or decrease subject to movements in exchange rates.

Disclaimer

This document is intended for information purposes only and does not create any legally binding obligations on the part of DWS Group GmbH & Co. KGaA and/or its affiliates (DWS). This document has been prepared without consideration of the investment needs, objectives or financial circumstances of any investor. Without limitation, this document does not constitute an offer, an invitation to offer or a recommendation to enter into any transaction. Before making an investment decision, investors need to consider, with or without the assistance of an investment adviser, whether the investments and strategies described or provided by DWS are appropriate in light of their particular investment needs, objectives and financial circumstances. Information in this document has been obtained or derived from sources believed to be reliable and current. However, accuracy or completeness of the sources cannot be guaranteed. This document is not directed to, or intended for distribution to or use by, any person or entity who is a citizen or resident of or located in any locality, state, country or other jurisdiction, including the United States, where such distribution, publication, availability or use would be contrary to law or regulation or which would subject DWS to any registration or licensing requirement within such jurisdiction not currently met within such jurisdiction. Persons into whose possession this document may come are required to inform themselves of, and to observe, such restrictions. Xtrackers is an undertaking for collective investment in transferable securities (UCITS) in accordance with the applicable laws and regulations and set up as open-ended investment company with variable capital and segregated liability amongst its respective compartments. Xtrackers is incorporated in the Grand Duchy of Luxembourg, is registered with the Luxembourg Trade and Companies' Register under number B-119.899 and has its registered office at 49, avenue J.F. Kennedy, L-1855 Luxembourg. DWS Investment S.A. acts as the management company of Xtrackers. Any investment decision in relation to a fund should be based solely on the latest version of the prospectus, the audited annual and, if more recent, un-audited semi-annual reports and the Key Investor Information Document (KIID), all of which are available in English upon request to DWS Investment S.A., 2, Boulevard Konrad Adenauer, L-1115 Luxembourg or on www.Xtrackers.com. **PAST PERFORMANCE IS NO GUARANTEE OF FUTURE RESULTS.**
 © DWS Investments UK Limited, 2022. Authorised and regulated by the Financial Conduct Authority.

Index Disclaimer

The funds or securities referred to herein are not sponsored, endorsed, or promoted by MSCI, and MSCI bears no liability with respect to any such funds or securities or any index on which such funds or securities are based. The Prospectus of Xtrackers MSCI EM Europe, Middle East & Africa ESG Swap UCITS ETF contains a more detailed description of the limited relationship MSCI has with Xtrackers and any related funds.