

This factsheet is as at 29 April 2022 unless otherwise specified.
Past performance is not a reliable indicator of future results.

Xtrackers Stoxx Global Select Dividend 100 Swap UCITS ETF 1D

a sub fund of Xtrackers

At a Glance

- Provides diversified exposure to global equities
- Provides diversified exposure to 100 equities from global developed market s with historically high dividend payments
- Smart Beta Methodology

STOXX® Global Select Dividend 100 Return Index

The Stoxx Global Select Dividend 100 index aims to reflect the performance of the following market:

- Companies from global developed market s with high dividend yields
- The 100 highest dividend paying stocks from the Stoxx Global indices
- Weighted by annual net dividend yield
- Annual index review, largest component is capped at 10%

Additional information on the index, selection and weighting methodology is available at www.stoxx.com

Fund information	
ISIN	LU0292096186
Share class currency	EUR
Fund Currency	EUR
Fund launch date	01 June 2007
Domicile	Luxembourg
Portfolio Methodology	Substitute Basket + Swap
Sub-Portfolio Manager	DWS Investments UK Ltd
Investment Manager	DWS Investments UK Ltd
Custodian	State Street Bank International GmbH, Luxembourg Branch
All-in fee ¹	0.50% p.a.
Income treatment	Distribution
Active swap counterparties	J.P. Morgan Securities plc
NAV per Share	EUR 30.51
Total Fund Assets	EUR 746.93 Million
Total Shares Outstanding	24.48 Million
Reporting Fund	Yes

¹ Please see additional information / Glossary.

Key Risks

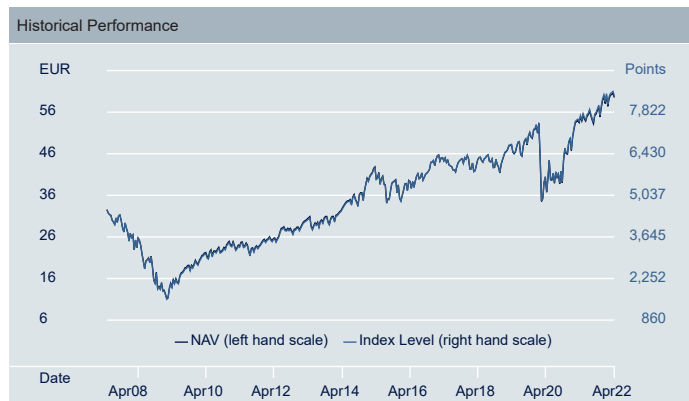
- The Fund is not guaranteed and your investment is at risk. The value of your investment may go down as well as up.
- The value of an investment in shares will depend on a number of factors including, but not limited to, market and economic conditions, sector, geographical region and political events.
- The Fund will enter into a derivative with a counterparty. If the counterparty fails to make payments (for example, it becomes insolvent) this may result in your investment suffering a loss.
- The Fund follows a rules-based strategy which will deviate from the overall market or parent index. Your investment is likely to be less diversified and there is no guarantee that the index's 'rules-based' strategy will be achieved.

Cumulative performance figures						
	1 Month	3 Months	6 Months	1 Year	3 Years	Annualised Volatility
Share Class	-0.05%	1.21%	7.99%	11.14%	23.88%	16.26%
Index	-0.03%	1.24%	8.06%	11.30%	24.45%	15.99%
Tracking Difference	-0.02%	-0.03%	-0.07%	-0.17%	-0.56%	-
Tracking Error	0.11%	0.08%	0.07%	0.07%	0.09%	-

Rolling performance figures						
	4/17 - 4/18	4/18 - 4/19	4/19 - 4/20	4/20 - 4/21	4/21 - 4/22	Since launch
Share Class	0.03%	8.18%	-17.94%	35.85%	11.14%	4.11%
Index	0.05%	8.48%	-17.78%	35.99%	11.30%	4.16%
Tracking Difference	-0.03%	-0.30%	-0.16%	-0.15%	-0.17%	-0.10%
Tracking Error	0.05%	0.12%	0.11%	0.07%	0.07%	0.91%

Calendar year performance figures						
	2017	2018	2019	2020	2021	YTD
Share Class	3.43%	-7.14%	23.16%	-8.55%	22.60%	3.46%
Index	3.33%	-6.83%	23.31%	-8.40%	22.80%	3.50%
Tracking Difference	0.09%	-0.31%	-0.15%	-0.15%	-0.19%	-0.04%
Tracking Error	0.24%	0.11%	0.07%	0.11%	0.07%	0.07%

Listing and trading information						
Exchange	Bloomberg Ticker	Reuters RIC	Trading Currency	NSIN	Exchange Code (local)	Settlement
Xetra	XGSD GY	XGSD.DE	EUR	DBX1DG	DXSB	t+2
London Stock Exchange	XGSD LN	XGSD.L	Gbp	B1WKZH6	XGDD	t+2
London Stock Exchange	XGDD LN	XGDD.L	USD	B5B83D1	XGSD	t+2
SIX Swiss Exchange	XGSD SW	XGSD.S	CHF	3067384	XGSD	t+2
Stuttgart Stock Exchange	XGSD GS	XGSD.SG	EUR	DBX1DG	DXSB	t+2
Italian Stock Exchange	XGSD IM	XGSD.MI	EUR	-	XGSD	t+2



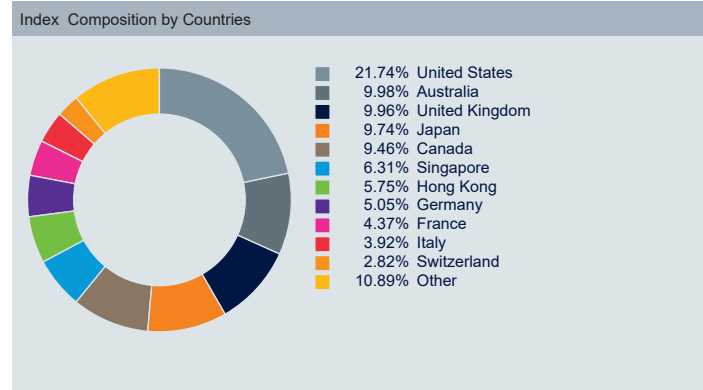
Source: DWS, Index Provider

This factsheet is as at 29 April 2022 unless otherwise specified.
Past performance is not a reliable indicator of future results.

Top 10 index constituents		
Issuer	ISIN	Weight
FORTESCUE METALS GROUP ORD	AU000000FMG4	2.28%
RIO TINTO ORD	GB0007188757	2.27%
GLAXOSMITHKLINE ORD	GB0009252882	2.17%
POWER ASSETS ORD	HK0006000050	1.84%
SSE ORD	GB0007908733	1.81%
LEGAL AND GENERAL GROUP ORD	GB0005603997	1.75%
HARVEY NORMAN HOLDINGS ORD	AU000000HVN7	1.68%
JB HI-FI ORDINARY	AU000000JBH7	1.53%
NN GROUP ORD SHS	NL0010773842	1.52%
JAPAN TOBACCO ORD	JP3726800000	1.51%

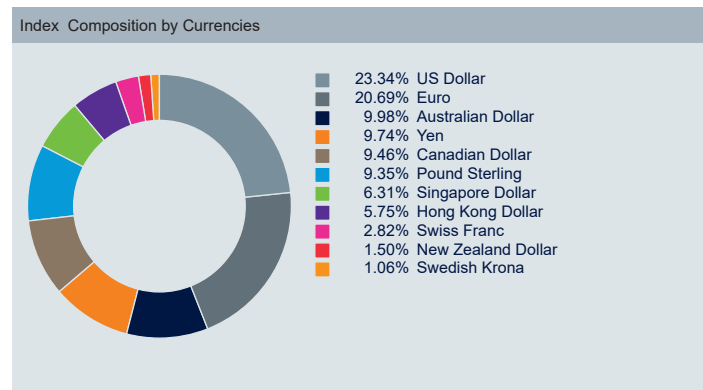
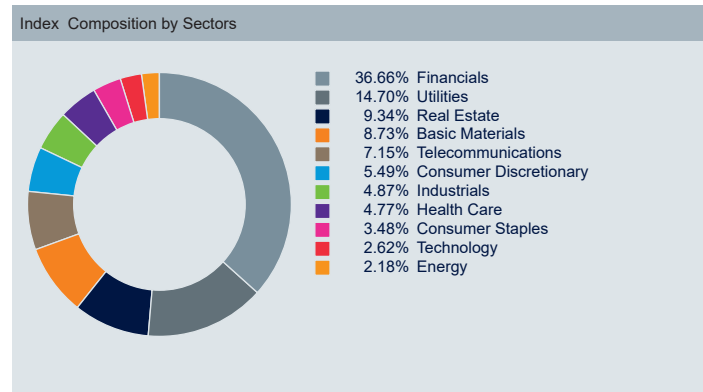
STOXX® Global Select Dividend 100 Return Index

Source: Index provider as at 31 December 2021
 Figures may not always add up to 100.00% due to rounding



Index information	
Bloomberg Symbol	SDGR
Index Type	Total Return Net
Index Base Currency	EUR
Number of Index constituents	100
Dividend Yield	6.31%
Index PE Ratio (Trailing)	7.33
Index PE Ratio (Forward)	8.88
Index Rebalance Frequency	Quarterly

Source: Index Provider



Further information on Xtrackers

DWS Investments UK Limited
 Winchester House
 1 Great Winchester Street
 London EC2N 2DB
 United Kingdom

Hotline: +44 (0)20 7547 1747
 Website: www.Xtrackers.com
 E-Mail: Xtrackers@dws.com

Additional Information

A Glossary of Terms is available at Xtrackers.com.
 ETF performance is shown on NAV basis, net of fees and index replication costs. ETF performance includes reinvested dividends. Index performance is calculated on a total return basis. Volatility is calculated since launch of the share class.

Key Risk Factors

Investments in funds involve numerous risks including, among others, general market risks, credit risks, foreign exchange risks, interest rate risks and liquidity risks. As such, the value of an investment in an Xtrackers ETF may go down as well as up and can result in losses, up to and including a total loss of the amount initially invested. Movements in exchange rates can impact the value of your investment. If the currency of your country of residence is different from the currency in which the underlying investments of the fund are made, the value of your investment may increase or decrease subject to movements in exchange rates.

Disclaimer

This document is intended for information purposes only and does not create any legally binding obligations on the part of DWS Group GmbH & Co. KGaA and/or its affiliates (DWS). This document has been prepared without consideration of the investment needs, objectives or financial circumstances of any investor. Without limitation, this document does not constitute an offer, an invitation to offer or a recommendation to enter into any transaction. Before making an investment decision, investors need to consider, with or without the assistance of an investment adviser, whether the investments and strategies described or provided by DWS are appropriate in light of their particular investment needs, objectives and financial circumstances. Information in this document has been obtained or derived from sources believed to be reliable and current. However, accuracy or completeness of the sources cannot be guaranteed. This document is not directed to, or intended for distribution to or use by, any person or entity who is a citizen or resident of or located in any locality, state, country or other jurisdiction, including the United States, where such distribution, publication, availability or use would be contrary to law or regulation or which would subject DWS to any registration or licensing requirement within such jurisdiction not currently met within such jurisdiction. Persons into whose possession this document may come are required to inform themselves of, and to observe, such restrictions. Xtrackers is an undertaking for collective investment in transferable securities (UCITS) in accordance with the applicable laws and regulations and set up as open-ended investment company with variable capital and segregated liability amongst its respective compartments. Xtrackers is incorporated in the Grand Duchy of Luxembourg, is registered with the Luxembourg Trade and Companies' Register under number B-119.899 and has its registered office at 49, avenue J.F. Kennedy, L-1855 Luxembourg. DWS Investment S.A. acts as the management company of Xtrackers. Any investment decision in relation to a fund should be based solely on the latest version of the prospectus, the audited annual and, if more recent, un-audited semi-annual reports and the Key Investor Information Document (KIID), all of which are available in English upon request to DWS Investment S.A., 2, Boulevard Konrad Adenauer, L-1115 Luxembourg or on www.Xtrackers.com. **PAST PERFORMANCE IS NO GUARANTEE OF FUTURE RESULTS.**
 © DWS Investments UK Limited, 2022. Authorised and regulated by the Financial Conduct Authority.

Index Disclaimer

STOXX® Global Select Dividend 100 Return Index is a registered trademark of Deutsche Börse AG. This financial instrument is neither sponsored nor promoted, distributed or in any other manner supported by Deutsche Börse AG (the "Licensor"). Neither the publication of the Index by the Licensor nor the granting of a license regarding the Index as well as the Index Trademark for the utilization in connection with the financial instrument or other securities or financial products, which derived from the Index, represents a recommendation by the Licensor for a capital investment or contains in any manner a warranty or opinion by the Licensor with respect to the attractiveness on an investment in this product.

THINK ETF. THINK X.