

HSBC ETFs PLC

HSBC MSCI JAPAN UCITS ETF

Monthly report 31 March 2022 | HMJD LN

Investment objective

The Fund aims to track as closely as possible the returns of the MSCI Japan Index (the "Index"). The Fund will invest in or gain exposure to shares of companies which make up the Index.

Investment strategy

The Index is made up of large and mid-sized Japanese stock market listed companies. The Fund will be passively managed and will aim to invest in the shares of the companies in generally the same proportion as in the Index. However, there may be circumstances when it is not possible or practical for the Fund to invest in all constituents of the Index. If the Fund cannot invest directly in the companies that constitute the Index, it may gain exposure by using other investments such as depositary receipts, derivatives or funds. The Fund may invest up to 35% of its assets in securities from a single issuer during exceptional market conditions. The Fund may invest up to 10% of its assets in total return swaps and contracts for difference. The Fund may invest up to 10% of its assets in other funds, including HSBC funds. See the Prospectus for a full description of the investment objectives and derivative usage.

Main risks

- The value of investments and any income from them can go down as well as up and you may not get back the amount originally invested.
- Investing in assets denominated in a currency other than that of the investor's own currency exposes the value of the investment to exchange rate fluctuations
- Where overseas investments are held the rate of currency exchange may cause the value of such investments to go down as well as up.

Fund facts

Fund manager	HSBC Global Asset Management (UK) Limited
Custodian	HSBC Continental Europe
Fund administrator	HSBC Securities Services (Ireland) DAC

Share class details

Key metrics

NAV per share	USD 36.15
Performance 1 month	-0.52%
Tracking error 3 years	0.09%

Fund facts

UCITS V compliant	Yes
UK reporting fund status (UKRS)	Yes
ISA eligible	Yes
Dividend treatment	Distributing
Distribution frequency	Semi-Annually
Dividend ex-date	27 January 2022
Dividend yield ¹	1.78%
Last paid dividend	0.309000
Dividend currency	USD
Share class base currency	USD
Domicile	Ireland
Inception date	23 March 2010
Shares outstanding	4,951,273
Fund size	USD 179,000,304
Reference benchmark	100% MSCI Japan Net
Replication method	Physical- Full
SIPP eligible	Yes
Issuer	HSBC ETFs PLC
Fiscal year end	Dec

Fees and expenses

Ongoing charge figure ²	0.190%
------------------------------------	---------------

Codes

ISIN	IE00B5VX7566
SEDOL	BWFGBM5

¹Dividend Yield: represents the ratio of distributed income over the last 12 months to the fund's current Net Asset Value.

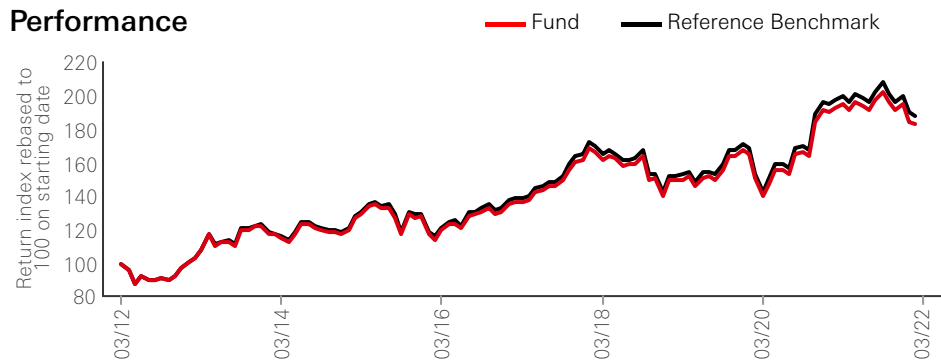
²Ongoing Charges Figure, is based on expenses over a year. The figure includes annual management charge but not the transaction costs. Such figures may vary from time to time.

Past performance does not predict future returns. The figures are calculated in the share class base currency, dividend reinvested, net of fees.

This is a marketing communication. Please refer to the prospectus and to the KIID before making any final investment decisions.

Source: HSBC Asset Management, data as at 31 March 2022

Performance



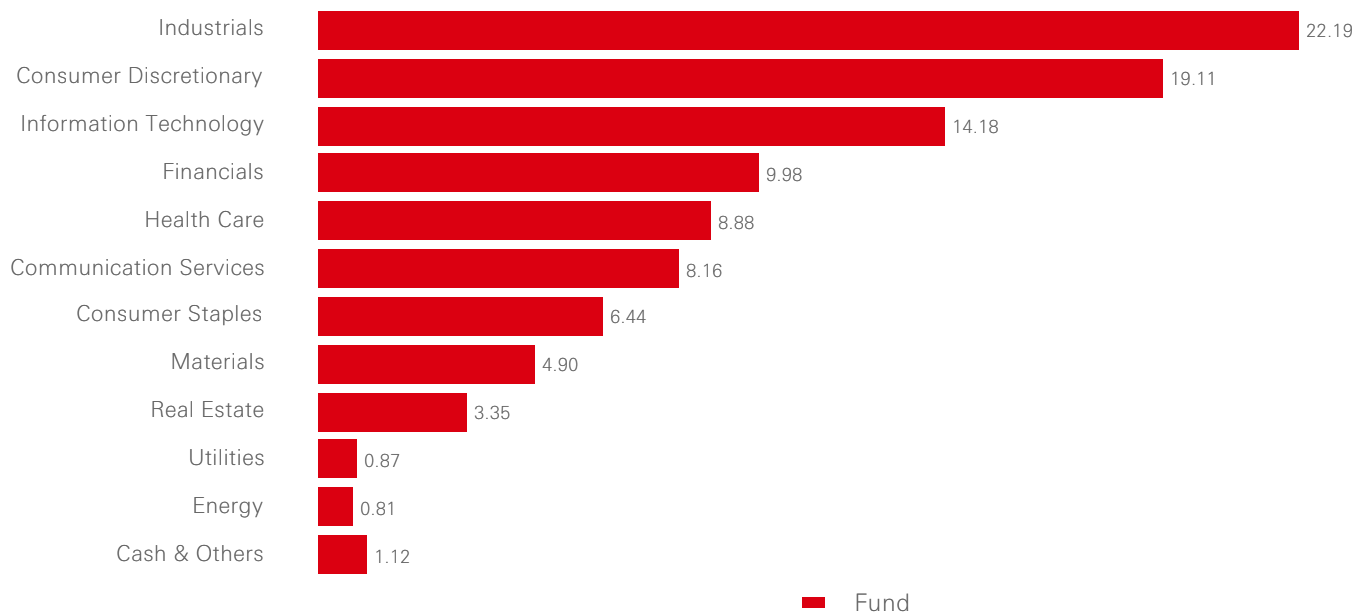
Performance (%)	YTD	1 month	3 months	6 months	1 year	3 years ann	5 years ann	10 years ann
Fund	-6.63	-0.52	-6.63	-10.34	-6.60	6.64	5.91	6.18
Reference Benchmark	-6.61	-0.50	-6.61	-10.31	-6.47	6.84	6.10	6.46
Tracking difference	-0.02	-0.02	-0.02	-0.04	-0.13	-0.19	-0.19	-0.28
Tracking error	--	--	--	--	0.07	0.09	0.08	--

Rolling performance (%)	31/03/21-31/03/22	31/03/20-31/03/21	31/03/19-31/03/20	31/03/18-31/03/19	31/03/17-31/03/18	31/03/16-31/03/17	31/03/15-31/03/16	31/03/14-31/03/15	31/03/13-31/03/14	31/03/12-31/03/13
Fund	-6.60	39.47	-6.89	-7.37	18.60	14.23	-7.45	11.61	7.02	8.27
Reference Benchmark	-6.47	39.73	-6.69	-7.19	18.81	14.44	-7.06	12.06	7.44	8.63

Equity characteristics	Fund	Reference Benchmark
No. of holdings ex cash	259	260
Average market cap (USD Mil)	6,062,244	6,059,459
Price/earning ratio	16.48	16.49

Benchmark information	
Index name	100% MSCI Japan Net
Index currency	USD
Benchmark type	Total Return
Index Rebalancing Frequency	Quarterly
TR Index Bloomberg Ticker	NDDUJN
TR Index Reuters RIC	.dMIJP00000NUS

Sector allocation (%)



Top 10 holdings	Sector	Weight (%)
Toyota Motor Corp	Consumer Discretionary	5.33
Sony Group Corp	Consumer Discretionary	3.63
Keyence Corp	Information Technology	2.52
SoftBank Group Corp	Communication Services	2.44
Tokyo Electron Ltd	Information Technology	2.14
Mitsubishi UFJ Financial Group	Financials	2.06
Recruit Holdings Co Ltd	Industrials	1.66
Nintendo Co Ltd	Communication Services	1.53
Shin-Etsu Chemical Co Ltd	Materials	1.51
KDDI Corp	Communication Services	1.46

Exchange name	Listing date	Trading currency	Trading hours	Bloomberg ticker	Reuters RIC	iNAV Bloomberg	iNAV Reuters
SIX SWISS EXCHANGE	06 Sep 2010	USD	09:00 - 17:30	HMJJPY SW	HMJP.S	HMJDUSIV	HMJDUSiv.P
LONDON STOCK EXCHANGE	24 Mar 2010	GBP	08:00 - 16:30	HMJP LN	HMJP.L	HMJDGBIV	HMJDGBiv.P
NYSE EURONEXT - EURONEXT PARIS	07 Jun 2010	EUR	09:00 - 17:30	MJP FP	HMJP.PA	HMJDEUIV	HMJDEUiv.P
DEUTSCHE BOERSE AG-XETRA	12 Oct 2010	EUR	09:00 - 17:30	H4ZC GY	H4ZC.DE	HMJDEUIV	HMJDEUiv.P
DEUTSCHE BOERSE AG- XFRA	12 Oct 2010	EUR	08:00 - 20:00	H4ZC GR	H4ZC.DE	HMJDEUIV	HMJDEUiv.P
LONDON STOCK EXCHANGE	14 Oct 2010	USD	08:00 - 16:30	HMJD LN	HMJD.L	HMJDUSIV	HMJDUSiv.P
SIX SWISS EXCHANGE	16 May 2012	JPY	09:00 - 17:30	HMJP SW	HMJJPY.S	HMJDJPIV	HMJDJPiv.P
BORSA ITALIANA SPA	14 Jun 2017	EUR	09:00 - 17:35	HMJD IM	HMJD.MI	HMJDEUIV	HMJDEUiv.P

Risk disclosures


- The value of investible securities can change over time due to a wide variety of factors, including but not limited to: political and economic news, government policy, changes in demographics, cultures and populations, natural or human-caused disasters etc.
- To the extent that the Fund seeks to replicate index performance by holding individual securities, there is no guarantee that its composition or performance will exactly match that of the target index at any given time (“tracking error”).
- Derivatives may be used by the Fund, and these can behave unexpectedly. The pricing and volatility of many derivatives may diverge from strictly reflecting the pricing or volatility of their underlying reference(s), instrument or asset.
- Investment Leverage occurs when the economic exposure is greater than the amount invested, such as when derivatives are used. A Fund that employs leverage may experience greater gains and/or losses due to the amplification effect from a movement in the price of the reference source.
- Further information on the potential risks can be found in the Key Investor Information Document (KID) and/or the Prospectus or Offering Memorandum.

Index disclaimer

Source: MSCI. The MSCI information may only be used for your internal use, may not be reproduced or disseminated in any form and may not be used as a basis for or a component of any financial instruments or products or indices. None of the MSCI information is intended to constitute investment advice or a recommendation to make (or refrain from making) any kind of investment decision and may not be relied on as such. Historical data and analysis should not be taken as an indication or guarantee of any future performance analysis, forecast or prediction. The MSCI information is provided on an “as is” basis and the user of this information assumes the entire risk of any use made of this information. MSCI, each of its affiliates and each other person involved in or related to compiling, computing or creating any MSCI information (collectively, the “MSCI Parties”) expressly disclaims all warranties (including, without limitation, any warranties of originality, accuracy, completeness, timeliness, non-infringement, merchantability and fitness for a particular purpose) with respect to this information. Without limiting any of the foregoing, in no event shall any MSCI Party have any liability for any direct, indirect, special, incidental, punitive, consequential (including, without limitation, lost profits) or any other damages. (www.msci.com)

Source: HSBC Asset Management, data as at 31 March 2022

Follow us on:



E-mail: etf.client.services@hsbc.com
Website: www.etf.hsbc.com
For more information please contact us at E-mail:
Wholesale.clientservices@hsbc.com
www.assetmanagement.hsbc.com/uk
To help improve our service and in the interests of security we may record and/or monitor your communication with us.

Fund center



Glossary



Important information

The material contained herein is for marketing purposes and is for your information only. This document is not contractually binding nor are we required to provide this to you by any legislative provision. It does not constitute legal, tax or investment advice or a recommendation to any reader of this material to buy or sell investments. You must not, therefore, rely on the content of this document when making any investment decisions.

This material is not intended for distribution to or use by any person or entity in any jurisdiction or country where such distribution or use would be contrary to law or regulation. This material is not and should not be construed as an offer to sell or the solicitation of an offer to purchase or subscribe to any investment.

Any views expressed were held at the time of preparation and are subject to change without notice. While any forecast, projection or target where provided is indicative only and not guaranteed in any way. HSBC Global Asset Management (UK) Limited accepts no liability for any failure to meet such forecast, projection or target.

This fund is a sub-fund of HSBC ETFs plc ("the Company"), an investment company with variable capital and segregated liability between sub-funds, incorporated in Ireland as a public limited company, and is authorised by the Central Bank of Ireland. The company is constituted as an umbrella fund, with segregated liability between sub-funds. Shares purchased on the secondary market cannot usually be sold directly back to the Company.

Investors must buy and sell shares on the secondary market with the assistance of an intermediary (e.g. a stockbroker) and may incur fees for doing so. In addition, investors may pay more than the current Net Asset Value per share when buying shares and may receive less than the current Net Asset Value per Share when selling them. UK based investors in HSBC ETFs plc are advised that they may not be afforded some of the protections conveyed by the Financial Services and Markets Act (2000), ("the Act"). The Company is recognised in the United Kingdom by the Financial Conduct Authority under section 264 of the Act. The shares in HSBC ETFs plc have not been and will not be offered for sale or sold in the United States of America, its territories or possessions and all areas subject to its jurisdiction, or to United States Persons. Affiliated companies of HSBC Global Asset Management (UK) Limited may make markets in HSBC ETFs plc. All applications are made on the basis of the current HSBC ETFs plc Prospectus, relevant Key Investor Information Document ("KIID"), Supplementary Information Document (SID) and Fund supplement, and most recent annual and semi-annual reports, which can be obtained upon request free of charge from HSBC Global Asset Management (UK) Limited, 8 Canada Square, Canary Wharf, London, E14 5HQ. UK, or from a stockbroker or financial adviser. The indicative intra-day net asset value of the sub-fund[s] is available on at least one major market data vendor terminal such as Bloomberg, as well as on a wide range of websites that display stock market data, including www.reuters.com.

Investors and potential investors should read and note the risk warnings in the prospectus, relevant KIID and Fund supplement (where available) and additionally, in the case of retail clients, the information contained in the supporting SID.

To help improve our service and in the interests of security we may record and/or monitor your communication with us. HSBC Global Asset Management (UK) Limited provides information to Institutions, Professional Advisers and their clients on the investment products and services of the HSBC Group.

Approved for issue in the UK by HSBC Global Asset Management (UK) Limited, who are authorised and regulated by the Financial Conduct Authority. www.assetmanagement.hsbc.co.uk

Copyright © HSBC Global Asset Management (UK) Limited 2022. All rights reserved.

Further Information can be found in the prospectus and in our Key Investor Information Documents published in our Fund Centre at www.assetmanagement.hsbc.co.uk