

This factsheet is as at 29 April 2022 unless otherwise specified.
Past performance is not a reliable indicator of future results.

Xtrackers S&P 500 Swap UCITS ETF 1C

a sub fund of Xtrackers

At a Glance

- Exposure to US-American equities
- Provides diversified exposure to the 500 largest blue chip US stocks

S&P 500 Index

The S&P 500 index aims to reflect the performance of the following market:

- The 500 Largest companies listed in the USA
- Covers approximately 80% of free-float market capitalisation
- Weighted by free-float adjusted market capitalisation
- Reviewed on a quarterly basis

Additional information on the index, selection and weighting methodology is available at www.us.spindices.com

Fund information	
ISIN	LU0490618542
Share class currency	USD
Fund Currency	USD
Fund launch date	26 March 2010
Share class launch date	26 March 2010
Domicile	Luxembourg
Portfolio Methodology	Substitute Basket + Swap
Sub-Portfolio Manager	DWS Investments UK Ltd
Investment Manager	DWS Investments UK Ltd
Custodian	State Street Bank International GmbH, Luxembourg Branch
All-in fee ¹	0.15% p.a.
Income treatment	Capitalising
Active swap counterparties	Barclays Bank PLC, J.P. Morgan Securities plc, Morgan Stanley Capital Services LLC
NAV per Share	USD 79.08
Total Fund Assets	USD 7.31 Billion
Total Shares Outstanding	92.46 Million
Reporting Fund	Yes

¹ Please see additional information / Glossary.

Key Risks

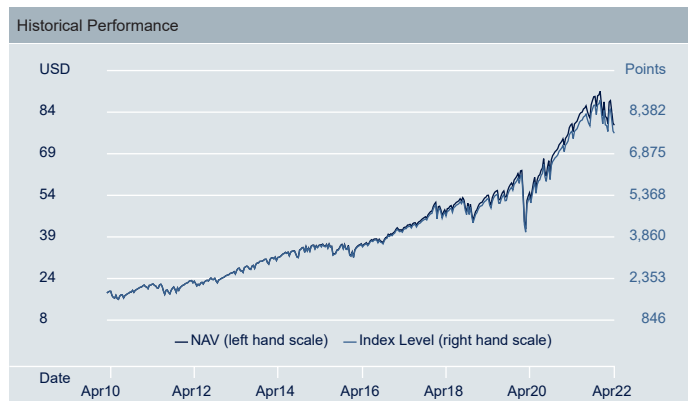
- The Fund is not guaranteed and your investment is at risk. The value of your investment may go down as well as up.
- The value of an investment in shares will depend on a number of factors including, but not limited to, market and economic conditions, sector, geographical region and political events.
- The Fund is exposed to market movements in a single country or region which may be adversely affected by political or economic developments, government action or natural events that do not affect a fund investing in broader markets.
- The Fund will enter into a derivative with a counterparty. If the counterparty fails to make payments (for example, it becomes insolvent) this may result in your investment suffering a loss.

Cumulative performance figures						
	1 Month	3 Months	6 Months	1 Year	3 Years	Annualised Volatility
Share Class	-8.72%	-8.19%	-9.69%	0.10%	47.25%	17.46%
Index	-8.74%	-8.26%	-9.84%	-0.21%	45.33%	17.41%
Tracking Difference	0.03%	0.08%	0.14%	0.31%	1.92%	-
Tracking Error	0.03%	0.02%	0.02%	0.02%	0.03%	-

Rolling performance figures						
	4/17 - 4/18	4/18 - 4/19	4/19 - 4/20	4/20 - 4/21	4/21 - 4/22	Since launch
Share Class	13.20%	13.41%	0.79%	45.95%	0.10%	12.93%
Index	12.60%	12.82%	0.26%	45.25%	-0.21%	12.58%
Tracking Difference	0.60%	0.60%	0.53%	0.70%	0.31%	1.31%
Tracking Error	0.03%	0.03%	0.05%	0.03%	0.02%	0.03%

Calendar year performance figures						
	2017	2018	2019	2020	2021	YTD
Share Class	22.36%	-5.74%	32.51%	18.37%	28.59%	-12.94%
Index	21.73%	-6.24%	31.82%	17.75%	28.16%	-13.03%
Tracking Difference	0.63%	0.50%	0.69%	0.61%	0.43%	0.09%
Tracking Error	0.03%	0.03%	0.05%	0.03%	0.02%	0.02%

Listing and trading information						
Exchange	Bloomberg Ticker	Reuters RIC	Trading Currency	NSIN	Exchange Code (local)	Settlement
London Stock Exchange	XSPU LN	XSPU.L	USD	B3N14D1	XSPU	t+2
London Stock Exchange	XSPX LN	XSPX.L	Gbp	B690381	XSPX	t+2
SIX Swiss Exchange	XSPX SW	XSPX.S	CHF	11138249	XSPX	t+2
Xetra	D5BM GY	D5BM.DE	EUR	DBXOF2	D5BM	t+2
Italian Stock Exchange	XSPX IM	XSPX.MI	EUR	-	XSPX	t+2



Source: DWS, Index Provider

This factsheet is as at 29 April 2022 unless otherwise specified.
Past performance is not a reliable indicator of future results.

Top 10 index constituents		
Issuer	ISIN	Weight
APPLE ORD	US0378331005	6.86%
MICROSOFT-T ORD	US5949181045	6.30%
AMAZON.COM INC ORD	US0231351067	3.64%
ALPHABET INC-CL A ORD	US02079K3059	2.17%
TESLA ORD	US88160R1014	2.15%
ALPHABET INC-CL C ORD	US02079K1079	2.02%
META PLATFORMS ORD A	US30303M1027	2.01%
NVIDIA ORD	US67066G1040	1.83%
BERKSHIRE HATHWAY CL B ORD	US0846707026	1.36%
UNITEDHEALTH GRP ORD	US91324P1021	1.17%

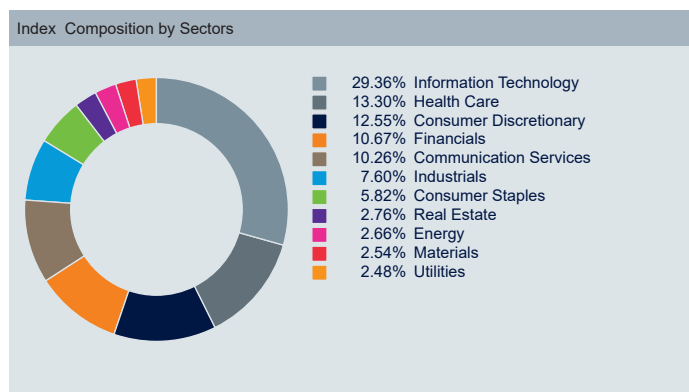
S&P 500 Index

Source: Index provider as at 31 December 2021
 Figures may not always add up to 100.00% due to rounding

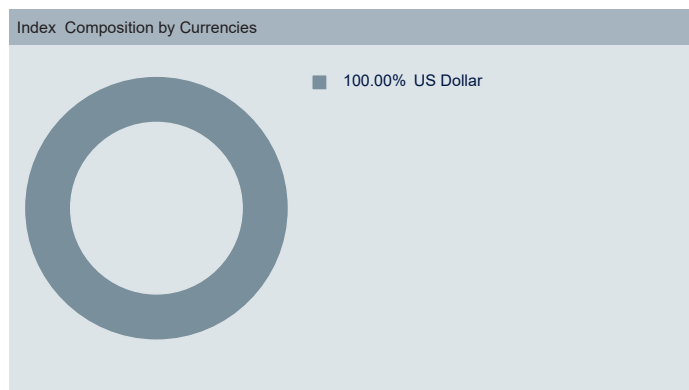


Index information	
Bloomberg Symbol	SPTR500N
Index Type	Total Return Net
Index Base Currency	USD
Number of Index constituents	505
Dividend Yield	1.43%
Index PE Ratio (Trailing)	20.20
Index PE Ratio (Forward)	17.88
Index Rebalance Frequency	Quarterly

Source: Index Provider



Additional share classes available				
Share Class	ISIN	Currency Hedged	Income	AuM
5C - EUR Hedged	LU2196472984	EUR	Capitalising	USD 2.10 mn
7C - GBP Hedged	LU2196473016	GBP	Capitalising	USD 1.27 mn



Further information on Xtrackers

DWS Investments UK Limited
 Winchester House
 1 Great Winchester Street
 London EC2N 2DB
 United Kingdom

Hotline: +44 (0)20 7547 1747
 Website: www.Xtrackers.com
 E-Mail: Xtrackers@dws.com

Additional Information

A Glossary of Terms is available at Xtrackers.com.

ETF performance is shown on NAV basis, net of fees and index replication costs. Index performance is calculated on a total return basis. Volatility is calculated since launch of the share class.

Key Risk Factors

Investments in funds involve numerous risks including, among others, general market risks, credit risks, foreign exchange risks, interest rate risks and liquidity risks. As such, the value of an investment in an Xtrackers ETF may go down as well as up and can result in losses, up to and including a total loss of the amount initially invested.

Movements in exchange rates can impact the value of your investment. If the currency of your country of residence is different from the currency in which the underlying investments of the fund are made, the value of your investment may increase or decrease subject to movements in exchange rates.

Disclaimer

This document is intended for information purposes only and does not create any legally binding obligations on the part of DWS Group GmbH & Co. KGaA and/or its affiliates (DWS). This document has been prepared without consideration of the investment needs, objectives or financial circumstances of any investor. Without limitation, this document does not constitute an offer, an invitation to offer or a recommendation to enter into any transaction. Before making an investment decision, investors need to consider, with or without the assistance of an investment adviser, whether the investments and strategies described or provided by DWS are appropriate in light of their particular investment needs, objectives and financial circumstances. Information in this document has been obtained or derived from sources believed to be reliable and current. However, accuracy or completeness of the sources cannot be guaranteed. This document is not directed to, or intended for distribution to or use by, any person or entity who is a citizen or resident of or located in any locality, state, country or other jurisdiction, including the United States, where such distribution, publication, availability or use would be contrary to law or regulation or which would subject DWS to any registration or licensing requirement within such jurisdiction not currently met within such jurisdiction. Persons into whose possession this document may come are required to inform themselves of, and to observe, such restrictions. Xtrackers is an undertaking for collective investment in transferable securities (UCITS) in accordance with the applicable laws and regulations and set up as open-ended investment company with variable capital and segregated liability amongst its respective compartments. Xtrackers is incorporated in the Grand Duchy of Luxembourg, is registered with the Luxembourg Trade and Companies' Register under number B-119.899 and has its registered office at 49, avenue J.F. Kennedy, L-1855 Luxembourg. DWS Investment S.A. acts as the management company of Xtrackers. Any investment decision in relation to a fund should be based solely on the latest version of the prospectus, the audited annual and, if more recent, un-audited semi-annual reports and the Key Investor Information Document (KIID), all of which are available in English upon request to DWS Investment S.A., 2, Boulevard Konrad Adenauer, L-1115 Luxembourg or on www.Xtrackers.com. **PAST PERFORMANCE IS NO GUARANTEE OF FUTURE RESULTS.**

© DWS Investments UK Limited, 2022. Authorised and regulated by the Financial Conduct Authority.

Index Disclaimer

The Index is a product of S&P Dow Jones Indices LLC or its affiliates ("S&P DJI"). Standard & Poor's®, S&P® and Dow Jones® are registered trademarks of S&P DJI and have been licensed for use by the Fund. The Fund is not sponsored, endorsed, sold or promoted by S&P DJI. S&P DJI does not make any representation regarding the advisability of investing in the Fund nor do they have any liability for errors, omissions or interruptions in the Index.

THINK ETF. THINK X.