

Guinness Global Energy (Class C Acc [USD])

Benchmark

Benchmark	MSCI World Energy
IA sector	Global

Identification Codes

Sedol code	B2Q91V2
Mex code	GSGEB
ISIN code	IE00B2Q91V27

Fund Overview

Price	Bid \$8.75
	Offer \$8.75(12/06/2025)
Historic yield	0.00%
Fund size	\$151.3m
Number of holdings	33

Concentration Coefficient*

25	
Concentrated	Diverse

Charges

Discounted initial charge	0.000%
Net discounted AMC	0.750%
Initial charge	5.00%
Annual Management Charge	1.50%
Exit charge	none
Performance fees	No

Fund Background

Valuation point	Daily 23:00
Fund type	OEIC
Launch date	31/03/2008
Launch price	\$10.00
Fund currency	US Dollar
Fund domicile	Ireland

Dealing

EMX	No
ISA Eligible	Yes
Minimum investment	\$5000
Settlement period: buy	3 days
Settlement period: sell	3 days
Pricing basis	Forward

Aims

The investment objective of the Fund is to provide investors with long-term capital appreciation.

Performance



Powered by data from FE




Cumulative Performance (%)

	3m	6m	1Yr	3Yr	5Yr
Fund	4.47%	4.54%	-1.32%	7.31%	110.17%
Sector	7.19%	7.03%	7.73%	7.30%	70.89%
Rank	26/32	23/32	29/32	16/29	8/27
Quartile	4	3	4	3	2

Discrete Performance (%) - to last month end

	05/20 to 05/21	05/21 to 05/22	05/22 to 05/23	05/23 to 05/24	05/24 to 05/25
Fund	43.38%	48.53%	-14.39%	28.85%	-13.61%
Sector	45.91%	13.37%	-9.68%	9.81%	1.11%
Rank	19/27	7/29	16/29	1/30	29/32
Quartile	3	1	3	1	4

Fund Managers

			
Name:	Jonathan Waghorn	Will Riley	Tim Guinness
Manager for:	11 yrs, 9 mths	17 yrs, 3 mths	17 yrs, 3 mths

Ratings

Morningstar
Rating



Group Details

Group address	18 Smith Square, London SW1P 3HZ United Kingdom
Group telephone	020 7222 5703
Email	info@guinnessgi.com
Homepage	www.guinnessfunds.com
Fax number	020 7222 4612

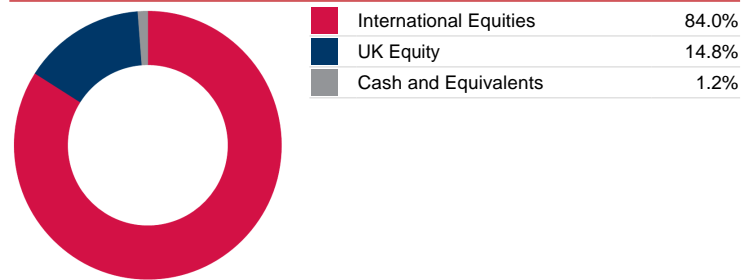
*A measure of portfolio concentration, e.g. where the fund coefficient is 25, this means the portfolio concentration is equivalent to holding 25 equally weighted stocks. This factsheet is for investment professionals only. It is for information purposes only and should not be viewed as a financial promotion. Source of performance data: Financial Express. Performance figures show total return with no initial charge and net income reinvested, except Offshore funds which show gross income reinvested. Cumulative performance figures are calculated from the previous working day. Discrete performance figures are calculated from the previous month end. Past performance is not an indication of future performance. The value of investments and any income from them is not guaranteed and can go down as well as up depending on market movements. All yields are variable and not guaranteed. Data accurate as of 30/04/2025.

Guinness Global Energy (Class C Acc [USD])

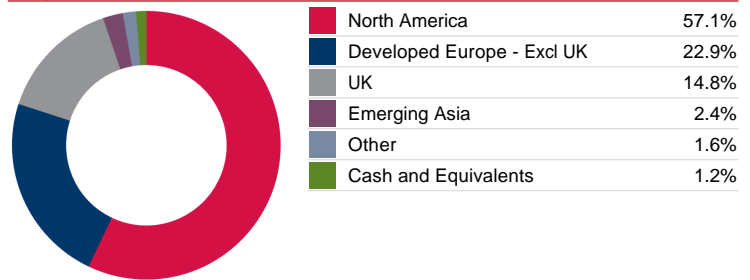
Top 10 Holdings

Name	% Weight	Country	Sector
1 SHELL	6.1	United Kingdom	Energy
2 EXXON MOBIL CORPORATION	5.6	United States	Energy
3 TOTAL SE	5.5	France	Energy
4 CHEVRON CORP NEW	5.4	United States	Energy
5 BP P.L.C.	4.7	United Kingdom	Energy
6 CONOCOPHILLIPS	4.5	United States	Energy
7 KINDER MORGAN INC DELAWARE	4.4	United States	Energy
8 ENBRIDGE	4.3	Canada	Energy
9 SUNCOR ENERGY INC(NEW)	4.3	Canada	Energy
10 IMPERIAL OIL	4.0	Canada	Energy

Asset Allocation



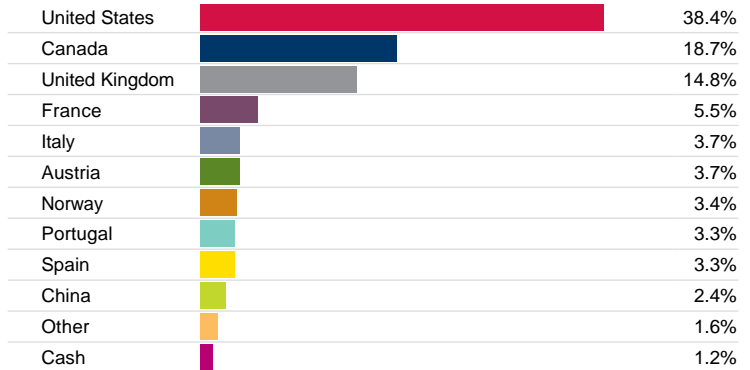
Regional Allocation



Industry Sector Breakdown



Top Country Weightings



Breakdown By Market Cap (%)

