

JPMorgan Multi-Manager Growth (Class A Acc [GBP])

Benchmark

Benchmark	FTSE All-Share Equity Investment Instruments Index (Net)
IA sector	Global

Identification Codes

Sedol code	3087635
Mex code	FLINVT
ISIN code	GB0030876352

Fund Overview

Price	Bid 1268.00p Offer 1268.00p (09/09/2022)
Historic yield	0.55%
Fund size	£273.1m
Number of holdings	54

Charges

Discounted initial charge	0.000%
Net discounted AMC	0.625%
Initial charge	4.25%
Annual Management Charge	1.25%
Exit charge	None
Performance fees	No

Fund Background

Valuation point	Daily 12:00
Fund type	ICVC
Launch date	01/03/1937
Launch price	£0.50
Fund currency	Pound Sterling
Fund domicile	United Kingdom

Dealing

EMX	Yes
ISA Eligible	Yes
Minimum investment	£1000
Settlement period: buy	3 days
Settlement period: sell	3 days
Pricing basis	Forward

Distribution Dates

Ex dividend date(s)	Income payment date (s)
01st February	30th April




Aims

To invest worldwide in any economic sector primarily through investment trusts. The Fund aims to provide capital growth over the long term. Currently, in addition to investment trusts the Fund may also invest in other closed-ended and open-ended funds.

Performance

This fund's performance data cannot be shown.

Fund Managers

		
Name: Simin Li	David Chan	Katy Thorneycroft
Manager for: 8 yrs, 1 mths	15 yrs, 4 mths	18 yrs, 11 mths

Ratings

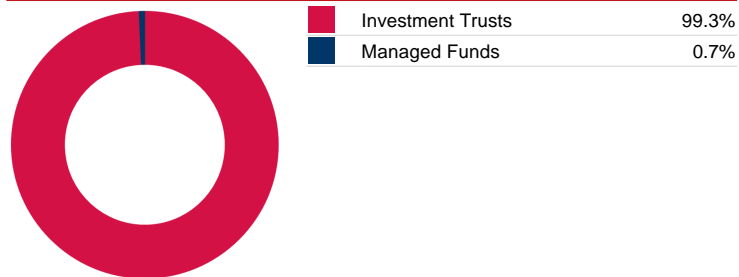
Group Details

Group address	60 Victoria Embankment London EC4Y 0JP United Kingdom
Group telephone	0800 727 770
Dealing telephone	0207 742 9909
Email	ifaenquiry@jpmorgan.com
Homepage	www.jpmorganassetmanagement.com/
Fax number	0207 742 9010

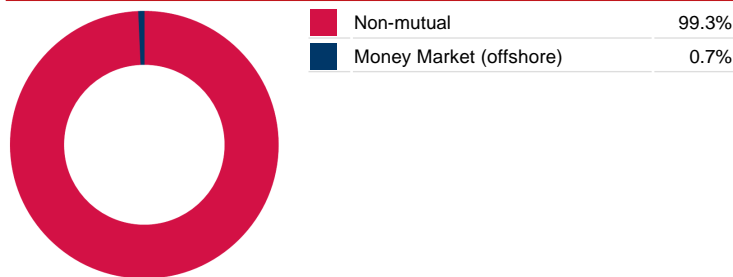
JPMorgan Multi-Manager Growth (Class A Acc [GBP])

Standard Portfolio Analysis

Asset Allocation

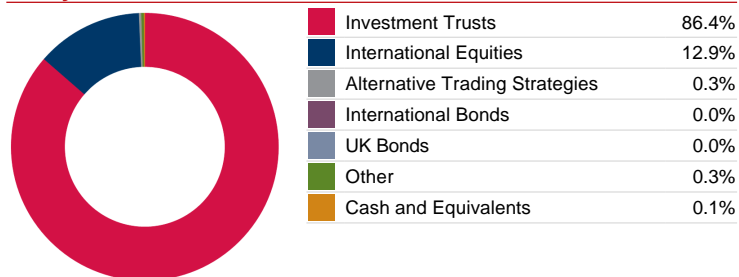


IA Sector Allocation

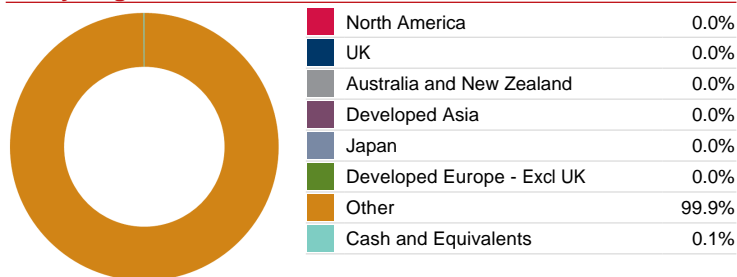


X-Ray Portfolio Analysis

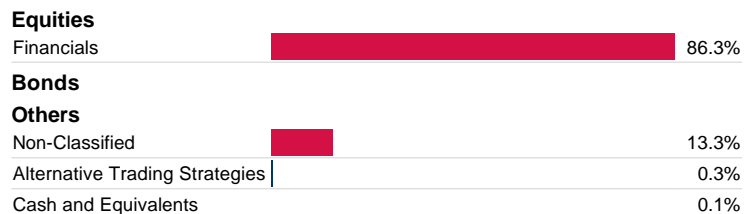
X-Ray Asset Allocation




X-Ray Regional Allocation



Industry Sector Breakdown

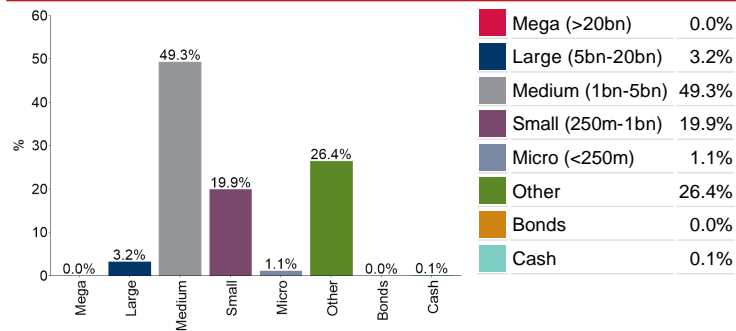


Top Country Weightings



JPMorgan Multi-Manager Growth (Class A Acc [GBP])

Breakdown By Market Cap (%)



Top 10 Analysis

Top 10 Holdings

Name	% Weight	Country	Sector
1 Baillie Gifford & Co Limited Scottish Mortgage Investment Trust Plc Ord GBP0.05	8.8	Non-Classified	Financials
2 Pershing Square Holdings Ltd. Pershing Square Holdings Ltd NPV GBP	5.9	Non-Classified	Financials
3 JPMorgan Funds Limited JPMorgan Global Growth & Income Plc Ord GBP0.05	5.3	Non-Classified	Financials
4 Temple Bar Temple Bar Investment Trust Plc Ord GBP0.05	5.0	Non-Classified	Financials
5 HgCapital HG Capital Trust plc Ord GBP0.025	3.3	Non-Classified	Financials
6 Columbia Threadneedle Investment Trusts (ex BMO) F&C Investment Trust Ord GBP0.25	3.2	Non-Classified	Financials
7 JPMorgan Funds Limited JPMorgan Emerging Markets Investment Trust Plc Ord GBP0.25	3.0	Non-Classified	Financials
8 3i Infrastructure Plc 3i Infrastructure plc Ord NPV	3.0	Non-Classified	Financials
9 JPMorgan Funds Limited The Mercantile Investment Trust Plc Ord	3.0	Non-Classified	Financials
10 Greencoat UK Wind Plc Greencoat UK Wind Ord GBP0.01	2.9	Non-Classified	Financials

Top 10 Holdings X-Ray Analysis

Name	% Weight	Country	Sector
1 Baillie Gifford & Co Limited Scottish Mortgage Investment Trust Plc Ord GBP0.05	8.8	Non-Classified	Non-Classified
2 3i Infrastructure Plc 3i Infrastructure plc Ord NPV	3.0	Non-Classified	Non-Classified
3 BlackRock Investment Trusts BlackRock Frontiers Investment Trust plc Ord GBP0.01	1.1	Non-Classified	Non-Classified
4 GROUP CREDIT AGRICOLE	0.0	Non-Classified	Non-Classified
5 NATIONAL AUSTRALIA BANK LIMITED	0.0	Non-Classified	Non-Classified
6 OVERSEA-CHINESE BANKING CORPORATION LIM	0.0	Non-Classified	Non-Classified
7 UNITED KINGDOM OF GREAT BRITAIN AND NORT	0.0	United Kingdom	Bonds
8 METLIFE INC.	0.0	Non-Classified	Non-Classified
9 CANADIAN IMPERIAL BANK OF COMMERCE	0.0	Non-Classified	Non-Classified
10 WESTPAC BANKING CORPORATION	0.0	Australia	Bonds