

HSBC European Growth - CLOSED (Retail Acc [GBP])

Benchmark

Benchmark	FTSE Developed Europe Excluding UK Index
	GR
IA sector	Europe Excluding UK

Identification Codes

Sedol code	0019750
Mex code	MDEUA
ISIN code	GB0000197508

Fund Overview

Price	Bid 974.00p
	Offer 974.00p (10/09/2021)
Historic yield	0.44%
Number of holdings	77

Concentration Coefficient*

54

Concentrated	Diverse
--------------	---------

Charges

Discounted initial charge	0.000%
Net discounted AMC	0.800%
Initial charge	4.00%
Annual Management Charge	1.50%
Exit charge	None
Performance fees	No

Fund Background

Valuation point	Daily 12:00
Fund type	OEIC
Launch date	28/02/1986
Launch price	£0.50
Fund currency	Pound Sterling
Fund domicile	United Kingdom

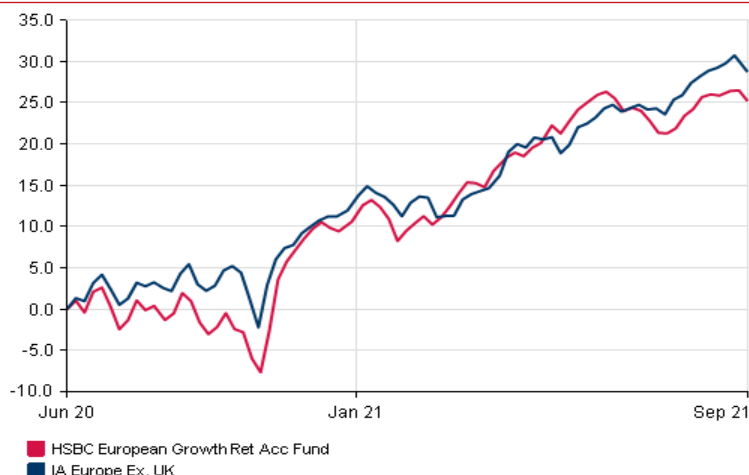
Dealing

EMX	Yes
ISA Eligible	Yes
Minimum investment	£1000
Settlement period: buy	3 days
Settlement period: sell	3 days
Pricing basis	Forward

Aims

To provide long-term capital growth by investing predominantly in continental Europe. The fund will invest predominantly in securities in continental European markets although it may also invest in any securities throughout the world listed on any stock market. The ACD may also invest at its discretion in other transferable securities, money market instruments, deposits, cash and near cash and collective investment schemes. The sub fund invests at least 80% in Europe (excluding UK) equities. To achieve this it invests across a range of stocks diversified by country and sector.

Performance



Powered by data from FE

Cumulative Performance (%)

	3m	6m	1Yr	3Yr	5Yr
Fund	-0.96%	9.61%	23.65%	19.47%	33.15%
Sector	3.67%	14.21%	23.47%	33.24%	64.09%
Rank	132/141	116/140	45/138	98/125	109/115
Quartile	4	4	2	4	4

Discrete Performance (%) - to last month end

	08/16 to 08/17	08/17 to 08/18	08/18 to 08/19	08/19 to 08/20	08/20 to 08/21
Fund	18.18%	-3.43%	-1.05%	-6.11%	27.12%
Sector	23.51%	2.52%	0.27%	3.23%	27.07%
Rank	105/115	112/119	78/125	120/135	45/138
Quartile	4	4	3	4	2

Fund Managers



Name:	Samir Essafri	Frédéric Leguay
Manager for:	6 yrs, 6 mths	6 yrs, 6 mths

Ratings

Group Details

Group address	1st Floor 78 St James's Street London SW1A 1EJ
Group telephone	0800 181 890
Dealing telephone	0845 7456126
Email	adviser.services@hsbc.com
Homepage	www.assetmanagement.hsbc.com/uk
Fax number	020 7024 1989

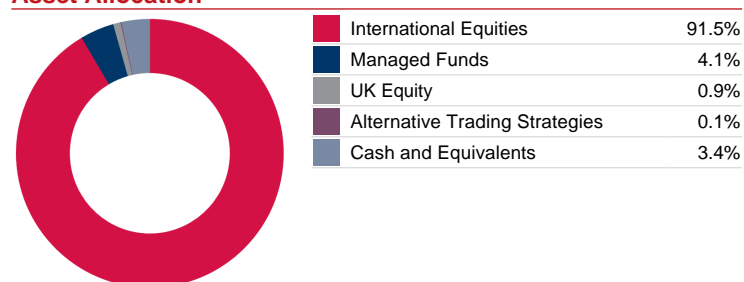
*A measure of portfolio concentration, e.g. where the fund coefficient is 25, this means the portfolio concentration is equivalent to holding 25 equally weighted stocks. This factsheet is for investment professionals only. It is for information purposes only and should not be viewed as a financial promotion. Source of performance data: Financial Express. Performance figures show total return with no initial charge and net income reinvested, except Offshore funds which show gross income reinvested. Cumulative performance figures are calculated from the previous working day. Discrete performance figures are calculated from the previous month end. Past performance is not an indication of future performance. The value of investments and any income from them is not guaranteed and can go down as well as up depending on market movements. All yields are variable and not guaranteed. Data accurate as of 30/06/2021.

HSBC European Growth - CLOSED (Retail Acc [GBP])

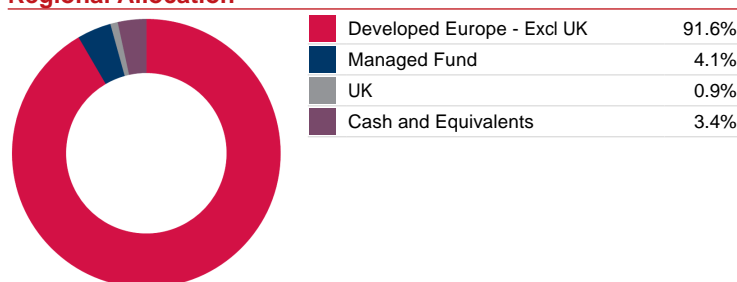
Top 10 Holdings

Name	% Weight	Country	Sector
1 iShares MSCI Europe ex-UK UCITS ETF ISHS MSCI EURP-EXC TRD FND EUR	4.1	Managed Funds	Managed Funds
2 STELLANTIS NV	3.4	Netherlands	Consumer Discretionary
3 CAPGEMINI SE	2.6	France	Technology
4 SAINT-GOBAIN (COMPAGNIE DE)	2.5	France	Industrials
5 ING GROEP NV	2.4	Netherlands	Financials
6 AXA	2.2	France	Financials
7 BNP PARIBAS SA	2.1	France	Financials
8 DEUTSCHE POST AG	2.1	Germany	Industrials
9 SIGNIFY NV	2.0	Netherlands	Industrials
10 NOVARTIS AG	2.0	Switzerland	Health Care

Asset Allocation



Regional Allocation



Industry Sector Breakdown

Equities	
Industrials	22.3%
Financials	20.7%
Health Care	10.5%
Consumer Discretionary	9.5%
Energy	6.3%
Telecommunications	4.8%
Technology	4.4%
Basic Materials	3.9%
Utilities	3.4%
Bonds	
Others	
Consumer Staples	6.6%
Managed Funds	4.1%
Alternative Trading Strategies	0.1%
Non-Classified	0.0%
Cash and Equivalents	3.4%

Top Country Weightings

France	34.3%
Netherlands	13.9%
Germany	13.1%
Switzerland	7.8%
Spain	4.9%
Italy	4.2%
Managed Funds	4.1%
Belgium	3.8%
Austria	3.6%
Luxembourg	1.7%
Other	5.2%
Cash	3.4%

Breakdown By Market Cap (%)

