

HSBC FTSE 100 Index (Retail Acc [GBP])

Benchmark

Benchmark	FTSE 100 Gross
IA sector	UK All Companies

Identification Codes

Sedol code	0041247
Mex code	MDFTOA
ISIN code	GB0000412477

Fund Overview

Price	Bid 416.50p
	Offer 416.50p (02/04/2026)
Historic yield	2.62%
Fund size	£2301.2m
Number of holdings	103

Concentration Coefficient*

51

Concentrated	Diverse
--------------	---------

Charges

Discounted initial charge	0.000%
Net discounted AMC	0.100%
Initial charge	0.00%
Annual Management Charge	0.25%
Exit charge	None
Performance fees	No

Fund Background

Valuation point	Daily 12:00
Fund type	OEIC
Launch date	30/09/1994
Launch price	£0.50
Fund currency	Pound Sterling
Fund domicile	United Kingdom

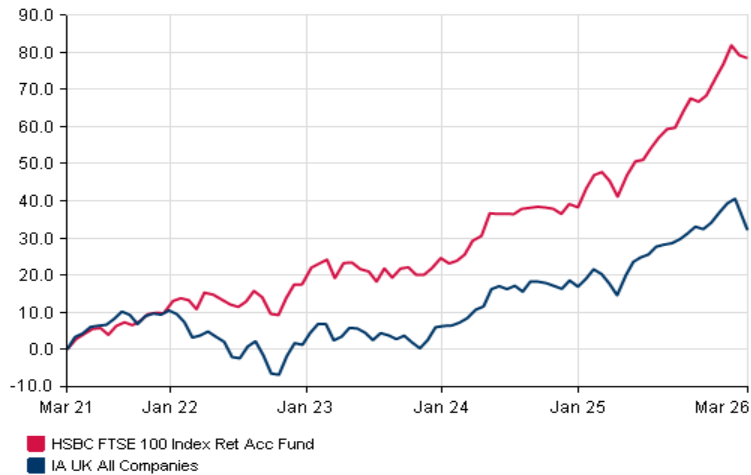
Dealing

EMX	Yes
ISA Eligible	Yes
Minimum investment	£1000
Settlement period: buy	3 days
Settlement period: sell	3 days
Pricing basis	Forward

Aims

The Fund aims to track the performance of the FTSE 100 Index (the "Index") before the deduction of charges and tax.

Performance



Cumulative Performance (%)

	3m	6m	1Yr	3Yr	5Yr
Fund	4.28%	9.89%	25.79%	48.54%	80.38%
Sector	-0.49%	1.78%	15.61%	29.32%	33.79%
Rank	10/209	7/209	18/208	22/201	16/194
Quartile	1	1	1	1	1

Discrete Performance (%) - to last month end

	03/21 to 03/22	03/22 to 03/23	03/23 to 03/24	03/24 to 03/25	03/25 to 03/26
Fund	15.83%	4.47%	7.94%	11.09%	22.98%
Sector	5.36%	-1.86%	7.65%	5.09%	12.95%
Rank	5/194	26/199	98/201	28/202	18/208
Quartile	1	1	2	1	1

Fund Managers

Name:	HSBC Index and Systematic Equity Portfolio Management Team
Manager for:	9 yrs, 7 mths

Ratings

Morningstar Rating



Group Details

Group address	1st Floor 78 St James's Street London SW1A 1EJ
Group telephone	0800 181 890
Dealing telephone	0845 7456126
Email	adviser.services@hsbc.com
Homepage	www.assetmanagement.hsbc.com/uk
Fax number	020 7024 1989

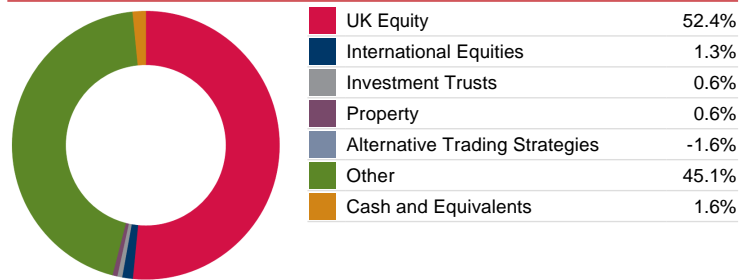
*A measure of portfolio concentration, e.g. where the fund coefficient is 25, this means the portfolio concentration is equivalent to holding 25 equally weighted stocks. This factsheet is for investment professionals only. It is for information purposes only and should not be viewed as a financial promotion. Source of performance data: Financial Express. Performance figures show total return with no initial charge and net income reinvested, except Offshore funds which show gross income reinvested. Cumulative performance figures are calculated from the previous working day. Discrete performance figures are calculated from the previous month end. Past performance is not an indication of future performance. The value of investments and any income from them is not guaranteed and can go down as well as up depending on market movements. All yields are variable and not guaranteed. Data accurate as of 31/01/2026.

HSBC FTSE 100 Index (Retail Acc [GBP])

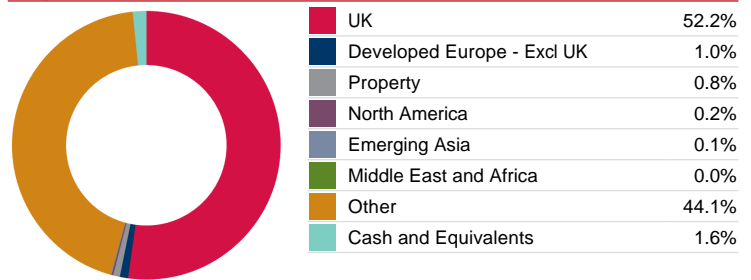
Top 10 Holdings

Name	% Weight	Country	Sector
1 SHELL	6.4	United Kingdom	Energy
2 UNILEVER	4.2	United Kingdom	Consumer Staples
3 ROLLS-ROYCE HOLDINGS	4.1	United Kingdom	Industrials
4 GSK	3.0	United Kingdom	Health Care
5 BARCLAYS	2.7	United Kingdom	Financials
6 NATIONAL GRID	2.4	United Kingdom	Utilities
7 ROYAL BANK OF SCOTLAND GROUP	2.1	United Kingdom	Financials
8 GLENCORE	2.1	United Kingdom	Basic Materials
9 RELX	1.9	United Kingdom	Technology
10 RECKITT BENCKISER GROUP	1.7	United Kingdom	Consumer Staples

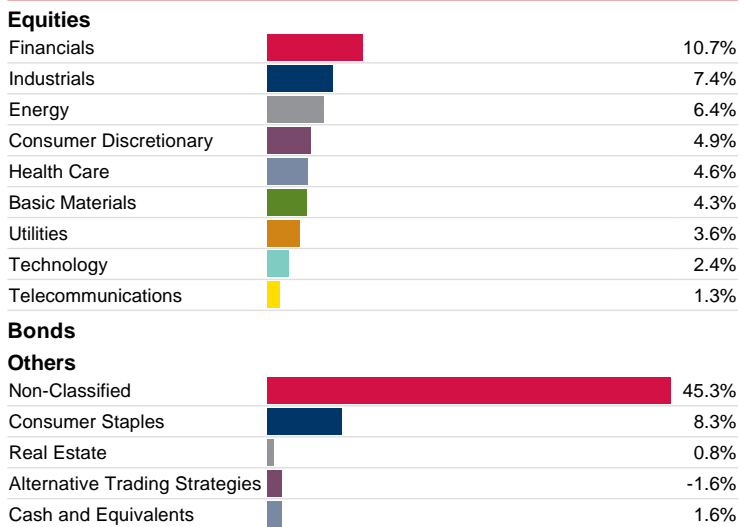
Asset Allocation



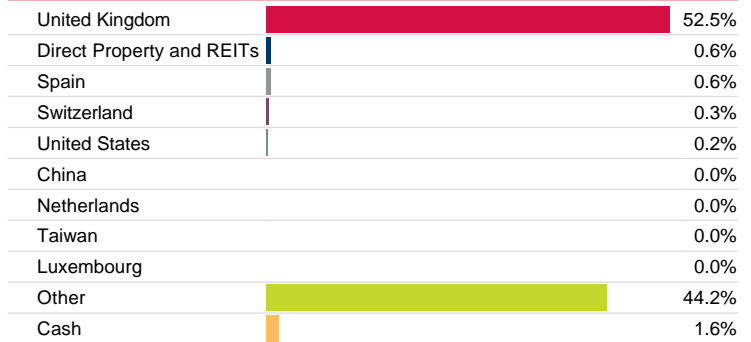
Regional Allocation



Industry Sector Breakdown



Top Country Weightings



Breakdown By Market Cap (%)

