

HSBC FTSE All-Share Index (Retail Acc [GBP])

Benchmark

Benchmark	FTSE All Share Gross
IA sector	UK All Companies

Identification Codes

Sedol code	0043823
Mex code	MDFTA
ISIN code	GB0000438233

Fund Overview

Price	Bid 916.30p
	Offer 916.30p (31/07/2025)
Historic yield	3.10%
Fund size	£2213.1m
Number of holdings	550

Concentration Coefficient*

43

Concentrated	Diverse
--------------	---------

Charges

Discounted initial charge	0.000%
Net discounted AMC	0.100%
Initial charge	0.00%
Annual Management Charge	0.25%
Exit charge	None
Performance fees	No

Fund Background

Valuation point	Daily 12:00
Fund type	OEIC
Launch date	26/03/1990
Launch price	£1.00
Fund currency	Pound Sterling
Fund domicile	United Kingdom

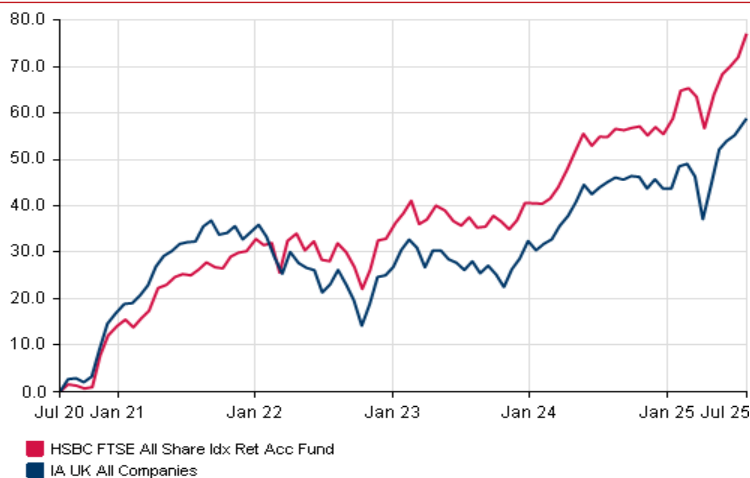
Dealing

EMX	Yes
ISA Eligible	Yes
Minimum investment	£1000
Settlement period: buy	3 days
Settlement period: sell	3 days
Pricing basis	Forward

Aims

The Fund aims to track the performance of the FTSE All-Share Index (the "Index") before the deduction of charges and tax.

Performance



Powered by data from FE

Cumulative Performance (%)

	3m	6m	1Yr	3Yr	5Yr
Fund	9.42%	7.21%	12.06%	34.55%	77.13%
Sector	8.90%	5.46%	7.48%	25.82%	59.03%
Rank	65/220	84/219	56/215	65/213	56/204
Quartile	2	2	2	2	2

Discrete Performance (%) - to last month end

	06/20 to 06/21	06/21 to 06/22	06/22 to 06/23	06/23 to 06/24	06/24 to 06/25
Fund	24.55%	5.70%	5.64%	13.66%	12.06%
Sector	31.55%	-3.92%	3.17%	13.47%	7.48%
Rank	138/204	29/208	89/213	108/214	56/215
Quartile	3	1	2	3	2

Fund Managers

Name:	HSBC Index and Systematic Equity Portfolio Management Team
Manager for:	8 yrs, 11 mths

Ratings

Morningstar
Rating

★★★

Group Details

Group address	1st Floor 78 St James's Street London SW1A 1EJ
Group telephone	0800 181 890
Dealing telephone	0845 7456126
Email	adviser.services@hsbc.com
Homepage	www.assetmanagement.hsbc.com/uk
Fax number	020 7024 1989

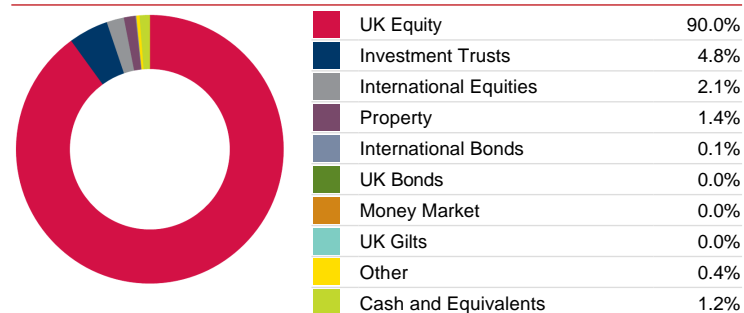
*A measure of portfolio concentration, e.g. where the fund coefficient is 25, this means the portfolio concentration is equivalent to holding 25 equally weighted stocks. This factsheet is for investment professionals only. It is for information purposes only and should not be viewed as a financial promotion. Source of performance data: Financial Express. Performance figures show total return with no initial charge and net income reinvested, except Offshore funds which show gross income reinvested. Cumulative performance figures are calculated from the previous working day. Discrete performance figures are calculated from the previous month end. Past performance is not an indication of future performance. The value of investments and any income from them is not guaranteed and can go down as well as up depending on market movements. All yields are variable and not guaranteed. Data accurate as of 31/05/2025.

HSBC FTSE All-Share Index (Retail Acc [GBP])

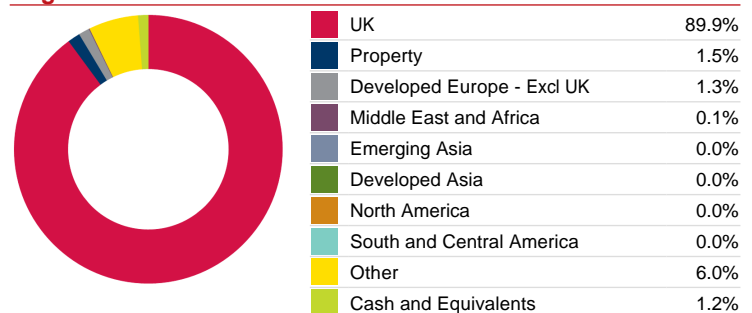
Top 10 Holdings

Name	% Weight	Country	Sector
1 ASTRAZENECA	6.2	United Kingdom	Health Care
2 HSBC HOLDINGS	6.2	United Kingdom	Financials
3 SHELL	5.9	United Kingdom	Energy
4 UNILEVER	4.5	United Kingdom	Consumer Staples
5 RELX	3.0	United Kingdom	Technology
6 ROLLS-ROYCE HLDGS	2.9	United Kingdom	Industrials
7 BRITISH AMERICAN TOBACCO	2.6	United Kingdom	Consumer Staples
8 GSK	2.3	United Kingdom	Health Care
9 BP P.L.C.	2.3	United Kingdom	Energy
10 BAE SYSTEMS	2.3	United Kingdom	Industrials

Asset Allocation



Regional Allocation



Industry Sector Breakdown

Equities		
Financials		26.3%
Industrials		12.6%
Health Care		10.8%
Energy		8.3%
Consumer Discretionary		8.0%
Basic Materials		5.3%
Technology		4.2%
Utilities		3.9%
Telecommunications		1.2%
Bonds		
Government		0.0%
Others		
Consumer Staples		14.4%
Non-Classified		2.9%
Real Estate		2.2%
Alternative Trading Strategies		-1.3%
Cash and Equivalents		1.2%

Top Country Weightings

United Kingdom	90.1%
Direct Property and REITs	1.4%
Spain	0.5%
Ireland	0.3%
Switzerland	0.3%
Luxembourg	0.2%
Israel	0.1%
Netherlands	0.0%
United States	0.0%
Other	5.9%
Cash	1.2%

Breakdown By Market Cap (%)

