

CT Managed Equity & Bond - CLOSED (Class A Acc [GBP])

Benchmark

Benchmark	No benchmark
IA sector	Mixed Investment 20-60% Shares

Identification Codes

Sedol code	0143983
Mex code	ADCM
ISIN code	GB0001439834

Fund Overview

Price	Bid 179.90p
	Offer 179.90p (09/04/2021)
Historic yield	0.74%
Number of holdings	35

Charges

Discounted initial charge	0.000%
Net discounted AMC	0.250%
Initial charge	3.75%
Annual Management Charge	0.25%
Exit charge	None
Performance fees	No

Fund Background

Valuation point	Daily 12:00
Fund type	Unit Trust
Launch date	26/08/1997
Launch price	£0.50
Fund currency	Pound Sterling
Fund domicile	United Kingdom

Dealing

EMX	Yes
ISA Eligible	Yes
Minimum investment	£2000
Settlement period: buy	4 days
Settlement period: sell	4 days
Pricing basis	Forward

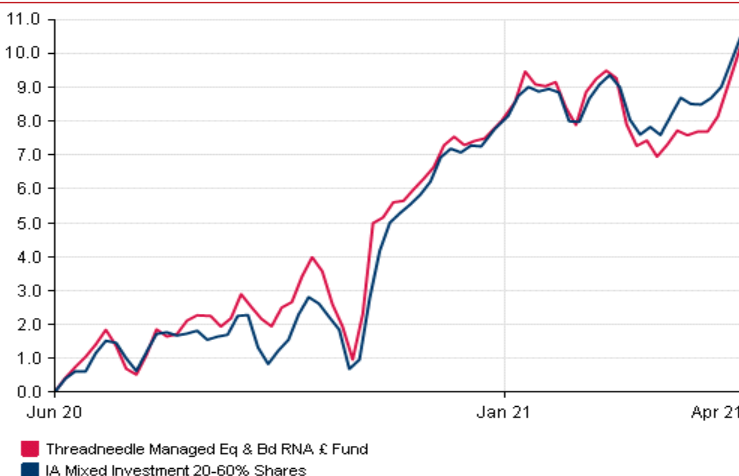
Distribution Dates

Ex dividend date(s)	Income payment date (s)
16th May	15th July

Aims

The Fund aims to provide a return over the long term (5 years or more), by way of capital growth and income. The Fund is actively managed, and invests at least 80% of its assets in other funds. The Fund usually invests in other Threadneedle funds, however, funds managed by companies outside the Threadneedle group may also be held, when this is considered appropriate. These funds may invest worldwide. The Fund focuses on investment in funds providing exposure to equities (company shares), and bonds (including corporate and government bonds). The balance of the exposure to these different asset types may vary over time, however, equity exposure will usually not exceed 60% of the Fund's value, with at least 30% exposure maintained to bonds, under normal market conditions. The Fund may also hold money market instruments, deposits, cash, and near cash. Derivatives may be used with the aim of reducing risk or managing the Fund more efficiently, and up to 20% of the value of the Fund may be invested in funds that use derivatives for investment purposes.

Performance



Powered by data from FE

Cumulative Performance (%)

	3m	6m	1Yr	3Yr	5Yr
Fund	1.12%	6.45%	19.06%	21.97%	36.49%
Sector	1.44%	7.58%	19.08%	15.41%	32.25%
Rank	129/182	123/182	91/173	20/153	34/142
Quartile	3	3	3	1	1

Discrete Performance (%) - to last month end

	03/16 to 03/17	03/17 to 03/18	03/18 to 03/19	03/19 to 03/20	03/20 to 03/21
Fund	12.32%	-0.34%	3.06%	-2.57%	19.08%
Sector	12.90%	0.83%	2.86%	-7.19%	19.83%
Rank	81/142	91/146	59/153	21/160	91/173
Quartile	3	3	2	1	3

Fund Managers



Name:	Mark Burgess	Alex Lyle
Manager for:	14 yrs, 6 mths	17 yrs, 4 mths

Ratings

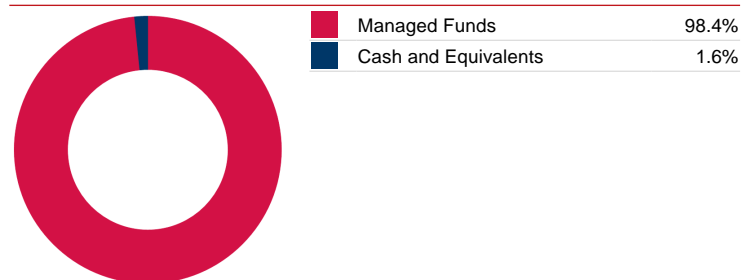
Group Details

Group address	Cannon Place 78 Cannon Street London EC4N 6AG
Group telephone	0800 068 4000
Dealing telephone	0800 068 4000
Homepage	www.columbiathreadneedle.com
Fax number	0800 068 4001

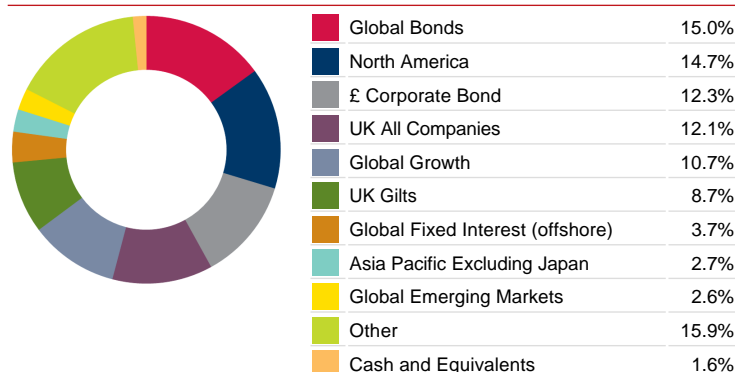
CT Managed Equity & Bond - CLOSED (Class A Acc [GBP])

Standard Portfolio Analysis

Asset Allocation

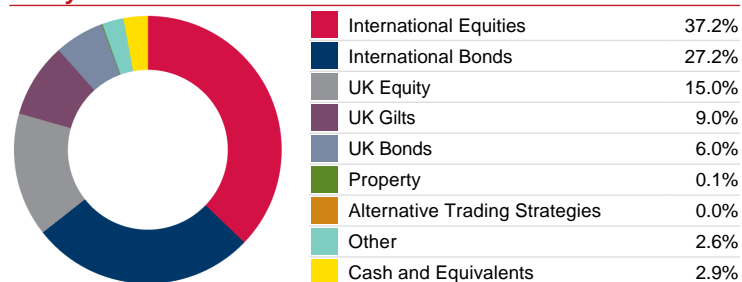


IA Sector Allocation

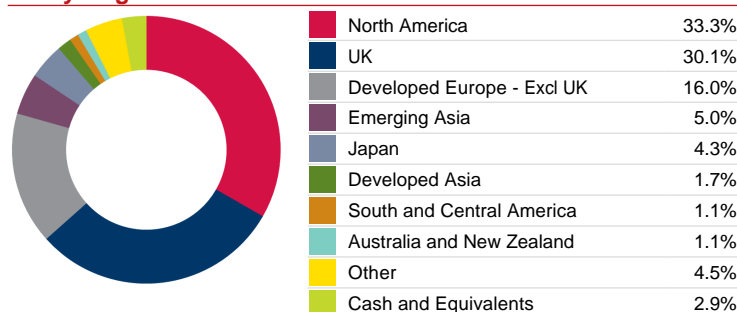


X-Ray Portfolio Analysis

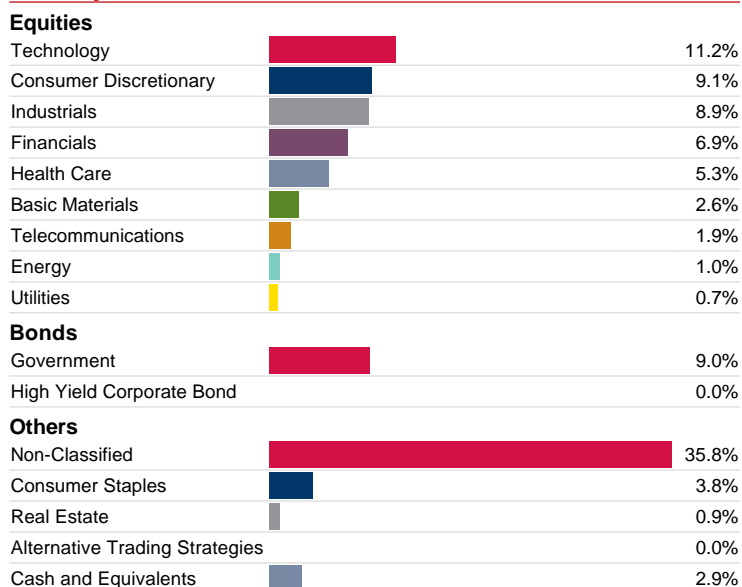
X-Ray Asset Allocation



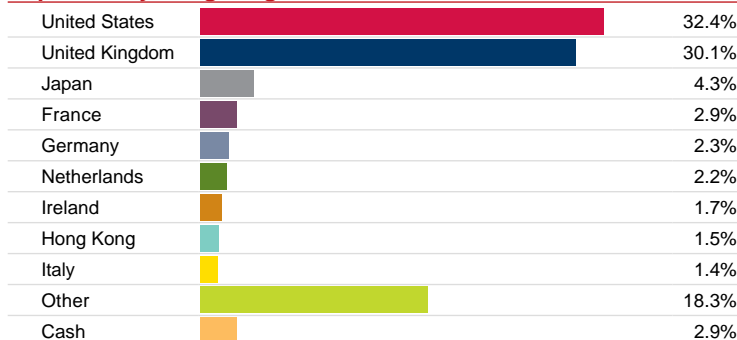
X-Ray Regional Allocation



Industry Sector Breakdown

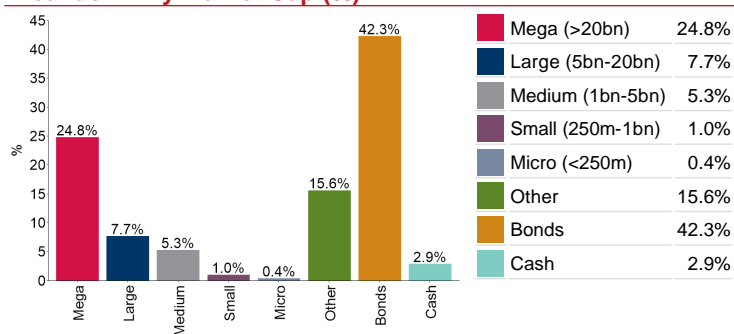


Top Country Weightings



CT Managed Equity & Bond - CLOSED (Class A Acc [GBP])

Breakdown By Market Cap (%)



Top 10 Analysis

Top 10 Holdings

Name	% Weight	Country	Sector
1 Threadneedle Global Bond Class XGA	13.6	Managed Funds	Managed Funds
2 Threadneedle American Class XNA	12.7	Managed Funds	Managed Funds
3 Threadneedle Global Select Class XNA	10.7	Managed Funds	Managed Funds
4 Threadneedle UK Class XNA	10.0	Managed Funds	Managed Funds
5 Threadneedle Sterling Bond Class XGA	8.6	Managed Funds	Managed Funds
6 Threadneedle Sterling Corporate Bond Class XGA	6.3	Managed Funds	Managed Funds
7 Threadneedle Sterling Short Dated Corporate Bond Class XGA	6.0	Managed Funds	Managed Funds
8 Threadneedle Asia Class XNA	2.7	Managed Funds	Managed Funds
9 Threadneedle (Lux) Global Corporate Bond Class XGH	2.6	Managed Funds	Managed Funds
10 Threadneedle Global Emerging Markets Equity Class X	2.6	Managed Funds	Managed Funds

Top 10 Holdings X-Ray Analysis

Name	% Weight	Country	Sector
1 MICROSOFT CORP	1.6	United States	Technology
2 3¼% Treasury Gilt 2021	1.6	United Kingdom	Bonds
3 ALPHABET INC	1.5	United States	Technology
4 1¼ % Treasury Gilt 2041	1.4	United Kingdom	Bonds
5 AMAZON.COM INC	1.4	United States	Consumer Discretionary
6 0 5/8% Treasury Gilt 2035	1.1	United Kingdom	Bonds
7 US TREASURY N/B 1.125 30/06/2021	1.0	United States	Bonds
8 0 5/8% Treasury Gilt 2050	1.0	United Kingdom	Bonds
9 MASTERCARD INC	0.7	United States	Industrials
10 SAMSUNG ELECTRONICS CO	0.6	South Korea	Technology