

Legal & General All Stocks Gilt Index Trust (M Acc [GBP])

Benchmark

Benchmark	FTSE Actuaries British Government All Stocks Index
IA sector	UK Gilt

Identification Codes

Sedol code	0205140
Mex code	LGGTA
ISIN code	GB0002051406

Fund Overview

Price	Bid 219.80p Offer 219.80p (24/11/2017)
Fund size	£2794.9m
Number of holdings	69

Concentration Coefficient*

58

Concentrated	Diverse
--------------	---------

Charges

Discounted initial charge	0.000%
Net discounted AMC	0.150%
Initial charge	0.00%
Annual Management Charge	0.15%
Exit charge	None
Performance fees	No

Fund Background

Valuation point	Daily 12:00
Fund type	Unit Trust
Launch date	08/03/1981
Launch price	£1.00
Fund currency	Pound Sterling
Fund domicile	United Kingdom

Dealing

EMX	Yes
ISA Eligible	Yes
Minimum investment	£1000000
Settlement period: buy	1 days
Settlement period: sell	1 days
Pricing basis	Forward

Distribution Dates

Ex dividend date(s)	Income payment date (s)
25th November	25th January
25th May	25th July

Aims

The objective of this fund is to provide a combination of income and growth (if the income is reinvested) by tracking the performance of the FTSE Actuaries UK Conventional Gilts All Stocks Index. The fund will invest in bonds. The fund's investments will closely match those that make up the Index. This Index consists of bonds which are issued by the UK Government (known as gilts). The gilts that the fund invests in will be investment grade bonds (rated as lower risk). 35% or more of the fund can be invested in bonds issued by the UK Government. The fund may use derivatives to reduce risk or cost, or to generate additional capital or income with no, or an acceptably low, level of risk.

Performance

This fund's performance data cannot be shown.

Fund Managers



Name: LGIM Index Fund Management Team

Manager for: 12 yrs, 7 mths

Ratings

Group Details

Group address	Legal & General One Coleman Street London EC2R 5AA
Group telephone	0370 050 0955
Email	investments@landg.com
Homepage	www.lgim.com

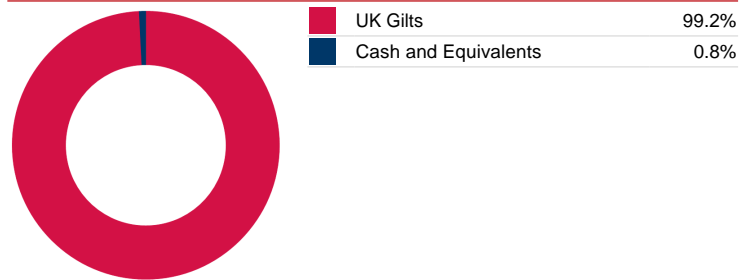
*A measure of portfolio concentration, e.g. where the fund coefficient is 25, this means the portfolio concentration is equivalent to holding 25 equally weighted stocks. This factsheet is for investment professionals only. It is for information purposes only and should not be viewed as a financial promotion. Source of performance data: Financial Express. Performance figures show total return with no initial charge and net income reinvested, except Offshore funds which show gross income reinvested. Cumulative performance figures are calculated from the previous working day. Discrete performance figures are calculated from the previous month end. Past performance is not an indication of future performance. The value of investments and any income from them is not guaranteed and can go down as well as up depending on market movements. All yields are variable and not guaranteed. Data accurate as of 31/03/2026.

Legal & General All Stocks Gilt Index Trust (M Acc [GBP])

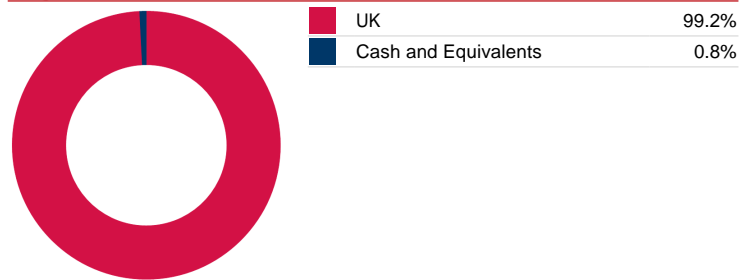
Top 10 Holdings

Name	% Weight	Country	Sector
1 4 3/8% Treasury Gilt 2028	2.6	United Kingdom	Bonds
2 4 3/4% Treasury Gilt 2030	2.5	United Kingdom	Bonds
3 4 1/4% Treasury Stock 2032	2.5	United Kingdom	Bonds
4 4 3/8% Treasury Gilt 2030	2.5	United Kingdom	Bonds
5 4 3/4% Treasury Gilt 2035	2.3	United Kingdom	Bonds
6 1 1/4% Treasury Gilt 2027	2.2	United Kingdom	Bonds
7 0 7/8% Treasury Gilt 2029	2.2	United Kingdom	Bonds
8 4 1/2% Treasury 2034	2.2	United Kingdom	Bonds
9 3 3/4% Treasury Gilt 2027	2.2	United Kingdom	Bonds
10 4 1/2% Treasury Gilt 2035	2.2	United Kingdom	Bonds

Asset Allocation



Regional Allocation




Bond ICB Sector



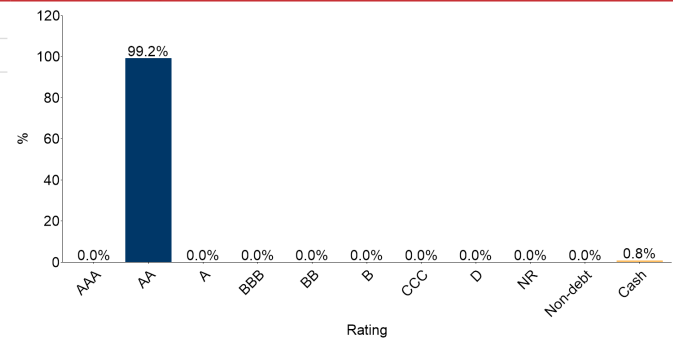
Top Country Weightings



Credit Currency Breakdown



Credit Quality Profile



Credit Maturity Profile

