

AXA Investment Managers UK Ltd AXA Framlington Global Thematics (Class R Acc [GBP])

Benchmark

Benchmark	MSCI All Country World Index Total Return Net
IA sector	Global

Identification Codes

Sedol code	0350222
Mex code	FRIGA
ISIN code	GB0003502225

Fund Overview

Price	Bid 2391.00p
	Offer 2391.00p (06/06/2025)
Historic yield	0.00%
Fund size	£158.1m
Number of holdings	55

Concentration Coefficient*

44

Concentrated	Diverse
--------------	---------

Charges

Discounted initial charge	0.000%
Net discounted AMC	0.750%
Initial charge	5.25%
Annual Management Charge	1.50%
Exit charge	None
Performance fees	No

Fund Background

Valuation point	Daily 12:00
Fund type	Unit Trust
Launch date	29/10/1976
Launch price	£0.50
Fund currency	Pound Sterling
Fund domicile	United Kingdom

Dealing

EMX	Yes
ISA Eligible	Yes
Minimum investment	£1000
Settlement period: buy	2 days
Settlement period: sell	2 days
Pricing basis	Forward

Distribution Dates

Ex dividend date(s)	Income payment date (s)
16th October	15th December
16th April	15th June

Aims

Capital growth through worldwide investment in equities. Investment is made in companies which, in the Manager's opinion, show above average profitability, management quality and growth.

Performance



Powered by data from FE




Cumulative Performance (%)

	3m	6m	1Yr	3Yr	5Yr
Fund	-3.86%	-8.88%	-1.93%	12.78%	27.25%
Sector	-0.10%	-3.42%	3.50%	23.29%	50.96%
Rank	494/553	475/543	413/537	357/486	354/412
Quartile	4	4	4	3	4

Discrete Performance (%) - to last month end

	05/20 to 05/21	05/21 to 05/22	05/22 to 05/23	05/23 to 05/24	05/24 to 05/25
Fund	16.10%	-3.26%	-0.76%	13.96%	-0.08%
Sector	24.59%	-0.04%	2.38%	15.50%	4.00%
Rank	359/411	304/446	351/486	293/509	413/537
Quartile	4	3	3	3	4

Fund Managers

			
Name:	Gregg Bridger	Megan Brennan	Tom Riley
Manager for:	2 yrs, 1 mths	0 yrs, 7 mths	1 yrs, 9 mths

Ratings

Morningstar
Rating

★★★

Group Details

Group address	Broker Services Team AXA Investment Managers 7 Newgate Street London EC1A 7NX
Group telephone	020 7003 1234
Dealing telephone	0207 0031234
Email	broker.services@axa-im.com
Homepage	www.axa-im.com
Fax number	020 7003 2313

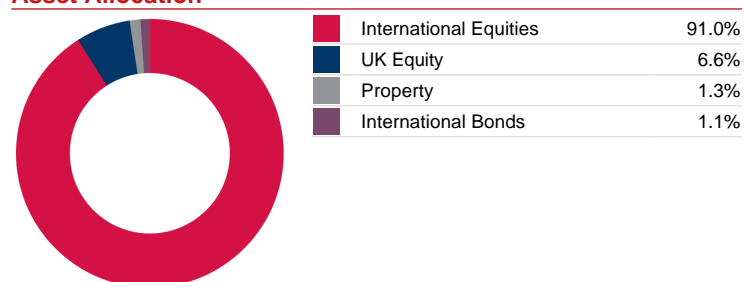
*A measure of portfolio concentration, e.g. where the fund coefficient is 25, this means the portfolio concentration is equivalent to holding 25 equally weighted stocks. This factsheet is for investment professionals only. It is for information purposes only and should not be viewed as a financial promotion. Source of performance data: Financial Express. Performance figures show total return with no initial charge and net income reinvested, except Offshore funds which show gross income reinvested. Cumulative performance figures are calculated from the previous working day. Discrete performance figures are calculated from the previous month end. Past performance is not an indication of future performance. The value of investments and any income from them is not guaranteed and can go down as well as up depending on market movements. All yields are variable and not guaranteed. Data accurate as of 30/04/2025.

AXA Investment Managers UK Ltd AXA Framlington Global Thematics (Class R Acc [GBP])

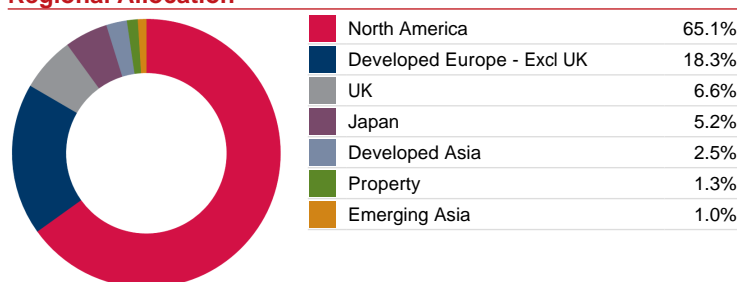
Top 10 Holdings

Name	% Weight	Country	Sector
1 AMAZON.COM	4.4	United States	Consumer Discretionary
2 ALPHABET	4.3	United States	Technology
3 NVIDIA CORPORATION	4.1	United States	Technology
4 MICROSOFT CORPORATION	4.0	United States	Technology
5 SERVICENOW	2.9	United States	Technology
6 REPUBLIC SERVICES	2.8	United States	Utilities
7 NATIONAL GRID	2.6	United Kingdom	Utilities
8 APPLE	2.6	United States	Technology
9 AMERICAN EXPRESS COMPANY	2.6	United States	Industrials
10 KEYENCE CORPORATION	2.4	Japan	Industrials

Asset Allocation



Regional Allocation



Industry Sector Breakdown

Equities	
Technology	32.3%
Industrials	17.9%
Health Care	15.8%
Consumer Discretionary	14.4%
Utilities	8.9%
Financials	6.4%
Basic Materials	1.9%
Bonds	
Others	
Real Estate	1.3%
Non-Classified	1.1%

Top Country Weightings

United States	65.1%
United Kingdom	6.5%
Japan	5.2%
France	5.1%
Switzerland	2.7%
Hong Kong	2.5%
Netherlands	2.4%
Germany	2.4%
Spain	2.3%
Ireland	1.9%
Denmark	1.6%
Other	2.3%

Breakdown By Market Cap (%)

