

## BNP Paribas Asset Management AXA Framlington Health (Class R Acc [GBP])

### Benchmark

Benchmark	MSCI World Healthcare Index Total Return Net
IA sector	Specialist

### Identification Codes

Sedol code	0350642
Mex code	QGHA
ISIN code	GB0003506424

### Fund Overview

Price	Bid 2923.00p
	Offer 2923.00p (12/05/2026)
Historic yield	0.00%
Fund size	£437.2m
Number of holdings	49

### Concentration Coefficient\*

33

**Concentrated** **Diverse**

### Charges

Discounted initial charge	0.000%
Net discounted AMC	0.750%
Initial charge	5.50%
Annual Management Charge	1.50%
Exit charge	None
Performance fees	No

### Fund Background

Valuation point	Daily 12:00
Fund type	Unit Trust
Launch date	24/04/1987
Launch price	£0.50
Fund currency	Pound Sterling
Fund domicile	United Kingdom

### Dealing

EMX	Yes
ISA Eligible	Yes
Minimum investment	£1000
Settlement period: buy	2 days
Settlement period: sell	2 days
Pricing basis	Forward

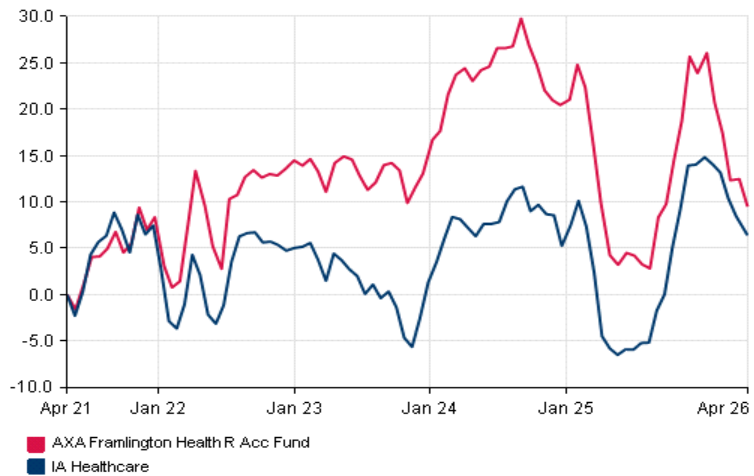
### Distribution Dates

Ex dividend date(s)	Income payment date (s)
01st May	30th June
01st November	31st December

### Aims

The aim of this Fund is to provide long-term capital growth over a period of 5 years or more.

### Performance





### Cumulative Performance (%)

	3m	6m	1Yr	3Yr	5Yr
Fund	-4.66%	-7.88%	5.79%	-3.37%	15.53%
Sector	-4.70%	-6.32%	12.11%	1.87%	11.24%
Rank	22/22	20/22	15/22	18/21	9/18
Quartile	4	4	3	4	2

### Discrete Performance (%) - to last month end

	04/21 to 04/22	04/22 to 04/23	04/23 to 04/24	04/24 to 04/25	04/25 to 04/26
Fund	9.83%	3.71%	7.63%	-13.30%	3.01%
Sector	0.25%	2.89%	2.23%	-8.70%	10.52%
Rank	7/18	7/20	3/21	19/22	15/22
Quartile	2	2	1	4	3

### Fund Managers

			
Name:	Christopher Eccles	Cinney Zhang	Catherine Tennyson
Manager for:	2 yrs, 2 mths	2 yrs, 2 mths	2 yrs, 2 mths

### Ratings

Morningstar Rating

★★★

### Group Details

Group address	Broker Services Team AXA Investment Managers 7 Newgate Street London EC1A 7NX
Group telephone	020 7003 1234
Dealing telephone	0207 0031234
Email	<a href="mailto:broker.services@axa-im.com">broker.services@axa-im.com</a>
Homepage	<a href="http://www.axa-im.com">www.axa-im.com</a>
Fax number	020 7003 2313

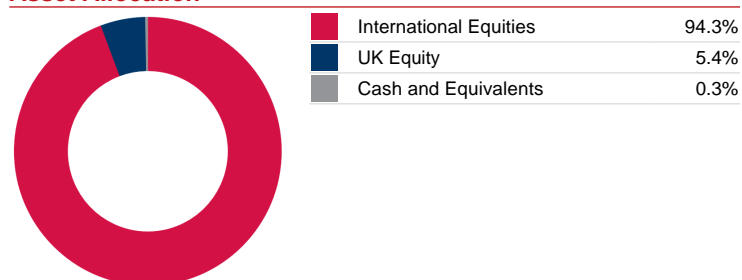
\*A measure of portfolio concentration, e.g. where the fund coefficient is 25, this means the portfolio concentration is equivalent to holding 25 equally weighted stocks. This factsheet is for investment professionals only. It is for information purposes only and should not be viewed as a financial promotion. Source of performance data: Financial Express. Performance figures show total return with no initial charge and net income reinvested, except Offshore funds which show gross income reinvested. Cumulative performance figures are calculated from the previous working day. Discrete performance figures are calculated from the previous month end. Past performance is not an indication of future performance. The value of investments and any income from them is not guaranteed and can go down as well as up depending on market movements. All yields are variable and not guaranteed. Data accurate as of 31/03/2026.

## BNP Paribas Asset Management AXA Framlington Health (Class R Acc [GBP])

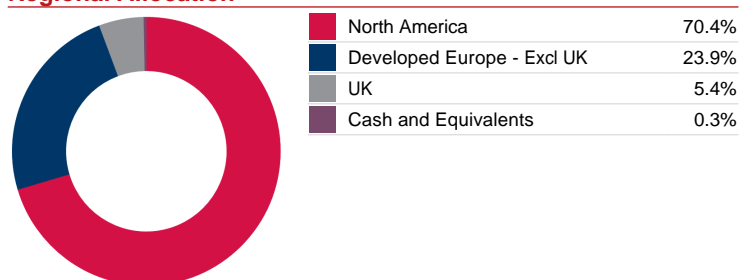
### Top 10 Holdings

Name	% Weight	Country	Sector
1 ELI LILLY AND COMPANY	7.5	United States	Health Care
2 THERMO FISHER SCIENTIFIC	4.2	United States	Health Care
3 ASTRAZENECA	4.0	United Kingdom	Health Care
4 BOSTON SCIENTIFIC CORPORATION	3.6	United States	Health Care
5 CVS HEALTH CORPORATION	3.4	United States	Consumer Staples
6 ABBVIE	3.3	United States	Health Care
7 FRESENIUS SE & CO. KGAA	3.3	Germany	Health Care
8 DANAHER CORPORATION	3.3	United States	Health Care
9 NOVO NORDISK A/S	3.2	Denmark	Health Care
10 INTUITIVE SURGICAL	3.2	United States	Health Care

### Asset Allocation



### Regional Allocation



### Industry Sector Breakdown

Equities	
Health Care	89.4%
Industrials	0.9%
Bonds	
0.0%	
Others	
Consumer Staples	6.4%
Non-Classified	3.0%
Cash and Equivalents	0.3%

### Top Country Weightings

United States	70.5%
Germany	6.5%
Switzerland	5.9%
United Kingdom	5.4%
Netherlands	3.8%
Denmark	3.2%
France	3.1%
Ireland	0.9%
Sweden	0.4%
Cash	0.3%

### Breakdown By Market Cap (%)

