

Jupiter Fund of Investment Trusts (Class B Inc [GBP])

Benchmark

Benchmark	FTSE All-Share Equity Investment Instruments
IA sector	Global

Identification Codes

Sedol code	0479503
Mex code	RWFOI
ISIN code	GB0004795034

Fund Overview

Price	Bid 348.85p
	Offer 348.85p (31/07/2025)
Historic yield	0.15%
Fund size	£95.1m
Number of holdings	53

Charges

Discounted initial charge	0.000%
Net discounted AMC	0.750%
Initial charge	5.25%
Annual Management Charge	1.50%
Exit charge	None
Performance fees	No

Fund Background

Valuation point	Daily 12:00
Fund type	Unit Trust
Launch date	09/12/1996
Launch price	£50.00
Fund currency	Pound Sterling
Fund domicile	United Kingdom

Dealing

EMX	Yes
ISA Eligible	Yes
Minimum investment	£500
Settlement period: buy	3 days
Settlement period: sell	3 days
Pricing basis	Forward

Distribution Dates

Ex dividend date(s)	Income payment date (s)
01st May	30th June
01st November	31st December

Aims

The Fund objective is to provide capital growth over the long term (at least five years).

Performance



Powered by data from FE

Cumulative Performance (%)

	3m	6m	1Yr	3Yr	5Yr
Fund	12.93%	4.74%	5.50%	12.66%	32.08%
Sector	12.15%	0.82%	9.73%	30.67%	57.88%
Rank	218/560	59/551	368/541	422/495	357/421
Quartile	2	1	3	4	4

Discrete Performance (%) - to last month end

	06/20 to 06/21	06/21 to 06/22	06/22 to 06/23	06/23 to 06/24	06/24 to 06/25
Fund	37.77%	-14.90%	-6.86%	14.65%	5.50%
Sector	25.77%	-3.93%	5.44%	12.93%	9.73%
Rank	38/420	411/458	483/495	210/519	368/541
Quartile	1	4	4	2	3

Fund Managers



Name: Richard Curling
Manager for: 13 yrs, 7 mths

Ratings

Morningstar
Rating



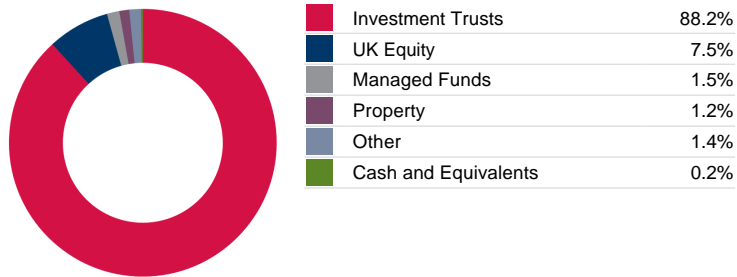
Group Details

Group address	The Zig Zag Building, 70 Victoria Street, London, SW1E 6SQ
Group telephone	020 3817 1063
Dealing telephone	0800 561 4000
Email	intermediary-sales-support@jupiteram.com
Homepage	www.jupiteram.com
Fax number	0800 561 4001

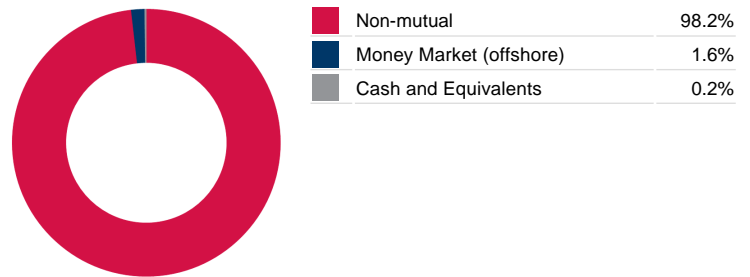
Jupiter Fund of Investment Trusts (Class B Inc [GBP])

Standard Portfolio Analysis

Asset Allocation

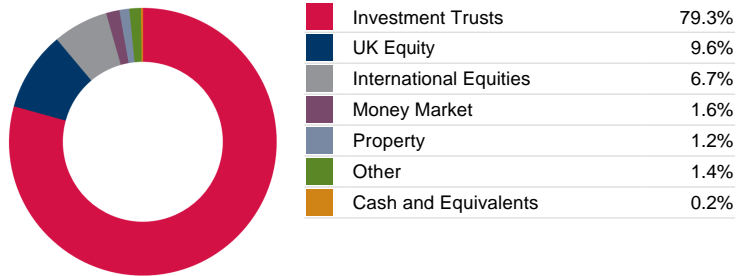


IA Sector Allocation

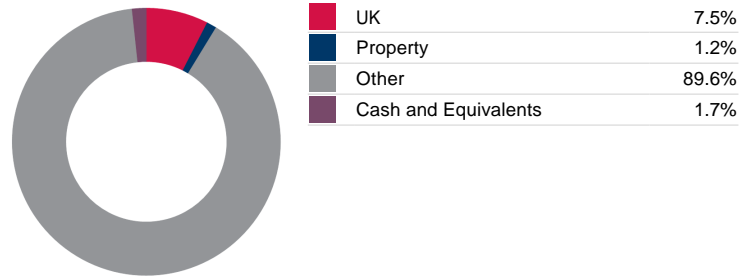


X-Ray Portfolio Analysis

X-Ray Asset Allocation



X-Ray Regional Allocation



Industry Sector Breakdown

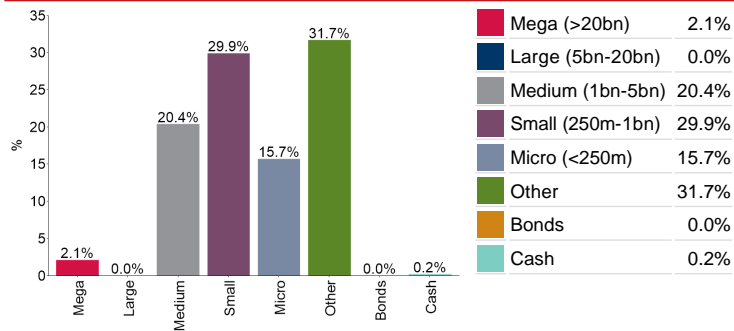
Equities		
Financials	<div></div>	83.6%
Industrials	<div></div>	1.6%
Bonds		
Others		
Non-Classified	<div></div>	12.4%
Real Estate	<div></div>	2.2%
Cash and Equivalents	<div></div>	0.2%

Top Country Weightings

United Kingdom	<div></div>	9.6%
Direct Property and REITs	<div></div>	1.2%
Other	<div></div>	87.5%
Cash	<div></div>	1.7%

Jupiter Fund of Investment Trusts (Class B Inc [GBP])

Breakdown By Market Cap (%)



Top 10 Analysis

Top 10 Holdings

Name	% Weight	Country	Sector
1 Pershing Square Holdings Ltd. Pershing Square Holdings Ltd NPV GBP	5.4	Non-Classified	Financials
2 Baillie Gifford & Co Limited Scottish Mortgage Investment Trust Plc Ord GBP0.05	4.6	Non-Classified	Financials
3 Asset Value Investors Ltd Japan Opportunity Trust Plc Ord	4.2	Non-Classified	Financials
4 Fidelity Worldwide Investments Fidelity Special Values Plc Ord GBP0.05	3.6	Non-Classified	Financials
5 Literacy Capital Plc Literacy Capital Plc Ord	3.6	Non-Classified	Financials
6 Nippon Active Value Fund Plc Nippon Active Value Fund Plc Ord GBP0.01	3.5	Non-Classified	Financials
7 Baillie Gifford & Co Limited Monks Investment Trust Plc Ord GBP0.05	3.4	Non-Classified	Financials
8 Janus Henderson Global Investors Henderson Smaller Companies Investment Trust Plc Ord GBP0.25	2.9	Non-Classified	Financials
9 Frostrow Capital Worldwide Healthcare Trust Plc Ord 25P	2.9	Non-Classified	Financials
10 Baillie Gifford & Co Limited Baillie Gifford Japan Trust Plc Ord GBP0.05	2.7	Non-Classified	Financials

Top 10 Holdings X-Ray Analysis

Name	% Weight	Country	Sector
1 Baillie Gifford & Co Limited Scottish Mortgage Investment Trust Plc Ord GBP0.05	4.6	Non-Classified	Non-Classified
2 Oakley Capital Investments Ltd Oakley Capital Investments Ltd ORD GBP0.01	2.3	United Kingdom	Financials
3 Baillie Gifford & Co Limited Baillie Gifford Shin Nippon Plc ORD GBP0.02	2.2	Non-Classified	Non-Classified
4 Chrysalis Investments Ltd Chrysalis Investments Ltd Ord	2.1	United Kingdom	Non-Classified
5 3i Group Plc 3i Group Plc Ord GBP	2.1	United Kingdom	Financials
6 Taylor Maritime Investments Limited Taylor Maritime Investments Limited Ord NPV (GBP)	1.6	United Kingdom	Industrials
7 Northern Trust The Sterling Fund Class D	1.6	Cash and Equivalents	Non-Classified
8 Tufon Assets Ltd	1.4	Non-Classified	Non-Classified
9 PRS REIT Plc PRS REIT Plc ORD GBP0.01	1.2	Direct Property and REITs	Real Estate
10 Phoenix Spree Deutschland Ltd Phoenix Spree Deutschland ORD NPV	1.0	United Kingdom	Real Estate