

# Baillie Gifford American (Class A Acc [GBP])

## Benchmark

Benchmark	S&P 500 Index + 1.5%
IA sector	North America

## Identification Codes

Sedol code	0606174
Mex code	BGAMAA
ISIN code	GB0006061740

## Fund Overview

Price	Bid 1301.00p
	Offer 1301.00p (22/05/2025)
Historic yield	0.00%
Fund size	£2591.7m
Number of holdings	47

## Concentration Coefficient\*

26
Concentrated
Diverse

## Charges

Discounted initial charge	0.000%
Net discounted AMC	0.750%
Initial charge	5.00%
Annual Management Charge	1.50%
Exit charge	None
Performance fees	No

## Fund Background

Valuation point	Daily 10:00
Fund type	OEIC
Launch date	31/07/1997
Launch price	£1.72
Fund currency	Pound Sterling
Fund domicile	United Kingdom

## Dealing

EMX	Yes
ISA Eligible	Yes
Minimum investment	£1000
Settlement period: buy	2 days
Settlement period: sell	2 days
Pricing basis	Forward

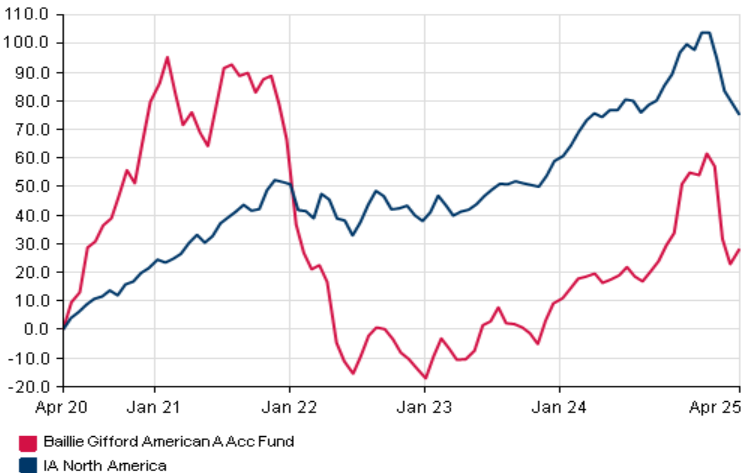
## Distribution Dates

Ex dividend date(s)	Income payment date (s)
30th April	30th June

## Aims

The fund aims to outperform (after deduction of costs) the S&P 500 Index, as stated in sterling, by at least 1.5% per annum over rolling five-year periods.

## Performance



Powered by data from FE

## Cumulative Performance (%)

	3m	6m	1Yr	3Yr	5Yr
Fund	-13.38%	-7.34%	19.03%	55.34%	25.82%
Sector	-8.35%	-8.97%	3.44%	36.74%	75.64%
Rank	238/248	17/246	17/240	99/229	196/204
Quartile	4	1	1	2	4

## Discrete Performance (%) - to last month end

	04/20 to 04/21	04/21 to 04/22	04/22 to 04/23	04/23 to 04/24	04/24 to 04/25
Fund	79.82%	-41.63%	-16.96%	35.44%	8.63%
Sector	34.15%	6.46%	-0.68%	21.65%	1.47%
Rank	2/204	213/214	225/228	11/235	17/240
Quartile	1	4	4	1	1

## Fund Managers



Name:	Tom Slater	Kirsty Gibson	Gary Robinson	Dave Bujnowski
Manager for:	9 yrs, 4 mths	7 yrs, 4 mths	11 yrs, 0 mths	4 yrs, 11 mths

## Ratings

Morningstar  
Rating



## Group Details

Group address	Calton Square 1 Greenside Row Edinburgh EH1 3AN
Group telephone	0800 917 4752
Dealing telephone	0800 917 4750
Email	<a href="mailto:trustenquiries@bailliegifford.com">trustenquiries@bailliegifford.com</a>
Homepage	<a href="http://www.bailliegifford.com/intermediaries">www.bailliegifford.com/intermediaries</a>
Fax number	0131 275 3955

\*A measure of portfolio concentration, e.g. where the fund coefficient is 25, this means the portfolio concentration is equivalent to holding 25 equally weighted stocks. This factsheet is for investment professionals only. It is for information purposes only and should not be viewed as a financial promotion. Source of performance data: Financial Express. Performance figures show total return with no initial charge and net income reinvested, except Offshore funds which show gross income reinvested. Cumulative performance figures are calculated from the previous working day. Discrete performance figures are calculated from the previous month end. Past performance is not an indication of future performance. The value of investments and any income from them is not guaranteed and can go down as well as up depending on market movements. All yields are variable and not guaranteed. Data accurate as of 30/04/2025.




## Baillie Gifford American (Class A Acc [GBP])

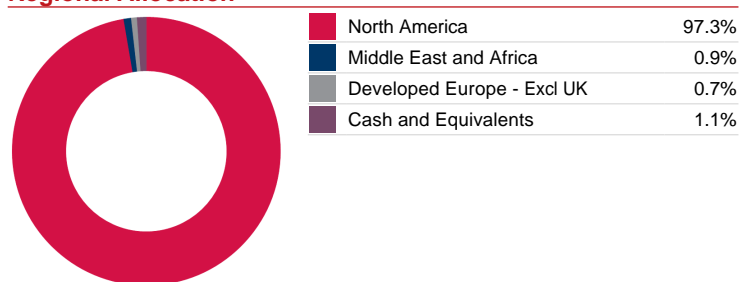
### Top 10 Holdings

Name	% Weight	Country	Sector
1 AMAZON.COM	7.3	United States	Consumer Discretionary
2 NETFLIX	6.9	United States	Consumer Discretionary
3 META PLATFORMS	6.7	United States	Technology
4 CLOUDFLARE	6.0	United States	Technology
5 DOORDASH	5.9	United States	Technology
6 SHOPIFY	5.4	Canada	Technology
7 DUOLINGO INC	4.5	United States	Consumer Discretionary
8 ROBLOX CORP	3.0	United States	Consumer Discretionary
9 COSTAR GROUP INC	2.8	United States	Real Estate
10 NVIDIA CORPORATION	2.8	United States	Technology

### Asset Allocation



### Regional Allocation



### Industry Sector Breakdown

<b>Equities</b>		
Technology		37.2%
Consumer Discretionary		35.2%
Health Care		13.4%
Industrials		7.6%
Telecommunications		1.2%
Financials		0.6%
<b>Bonds</b>		
<b>Others</b>		
Real Estate		3.7%
Non-Classified		0.0%
Cash and Equivalents		1.1%

### Top Country Weightings

United States	91.9%
Canada	5.4%
Israel	0.9%
Luxembourg	0.7%
Cash	1.1%

### Breakdown By Market Cap (%)

