

WFM Elite Balanced Trust (CLOSED) (Class A Acc [GBP])

Benchmark

Benchmark	Mixed Investment 40-85% Shares
IA sector	Mixed Investment 40-85% Shares

Identification Codes

Sedol code	0698911
Mex code	PCGP
ISIN code	GB0006989114

Fund Overview

Price	Bid 184.28p
	Offer 184.28p (02/02/2024)
Historic yield	0.00%
Fund size	£15.6m
Number of holdings	23

Charges

Discounted initial charge	0.000%
Net discounted AMC	1.000%
Initial charge	5.25%
Annual Management Charge	1.50%
Exit charge	None
Performance fees	No

Fund Background

Valuation point	Daily 12:00
Fund type	Unit Trust
Launch date	31/01/1995
Launch price	£1.00
Fund currency	Pound Sterling
Fund domicile	United Kingdom
NISA allowable?	Yes
SIPP allowable?	Yes

Dealing

EMX	Yes
ISA Eligible	Yes
Minimum investment	£5000
Minimum top up	£5000
Settlement period: buy	4 days
Settlement period: sell	4 days
Pricing basis	Forward

Distribution Dates

Ex dividend date(s)	Income payment date (s)
01st June	31st July

Aims

The objective of the Fund is to provide a total positive return above the IA Mixed Investment 40%-85% Shares Index

Performance



Cumulative Performance (%)

	3m	6m	1Yr	3Yr	5Yr
Fund	4.95%	2.25%	-3.19%	-7.89%	8.11%
Sector	6.40%	5.14%	2.56%	6.55%	25.48%
Rank	171/222	203/222	207/216	190/198	161/170
Quartile	4	4	4	4	4

Discrete Performance (%) - to last month end

	01/19 to 01/20	01/20 to 01/21	01/21 to 01/22	01/22 to 01/23	01/23 to 01/24
Fund	10.08%	7.13%	-1.12%	-4.10%	-1.22%
Sector	11.76%	5.31%	5.99%	-2.32%	4.41%
Rank	118/170	63/182	187/198	143/209	207/216
Quartile	3	2	4	3	4

Fund Managers



Name:	Edward Sullivan	Duncan Carmichael-Jack
Manager for:	22 yrs, 5 mths	22 yrs, 5 mths

Ratings

Morningstar Rating



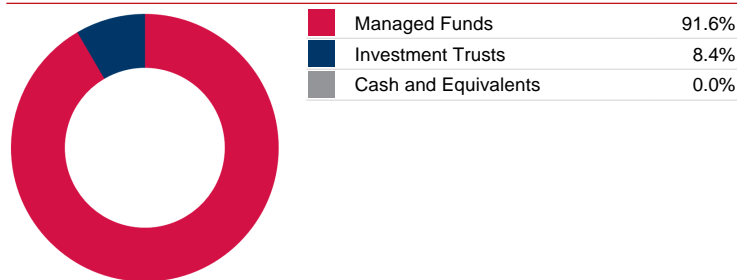
Group Details

Group address	Wimborne, Dorset BH21 7SB UK
Group telephone	01202 890 895
Email	fundaccounting@wayfunds.com
Homepage	www.wayfunds.com
Fax number	01202 890 894

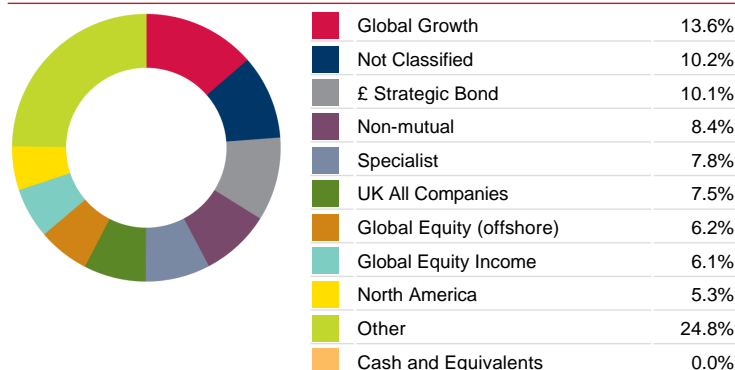
WFM Elite Balanced Trust (CLOSED) (Class A Acc [GBP])

Standard Portfolio Analysis

Asset Allocation

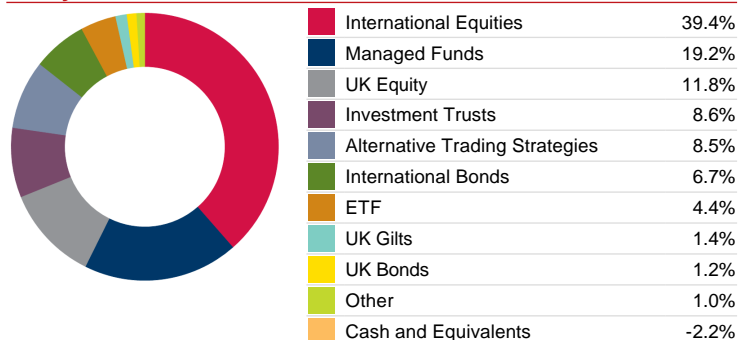


IA Sector Allocation

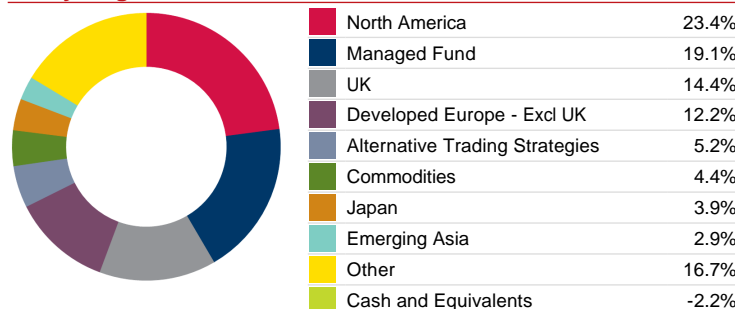


X-Ray Portfolio Analysis

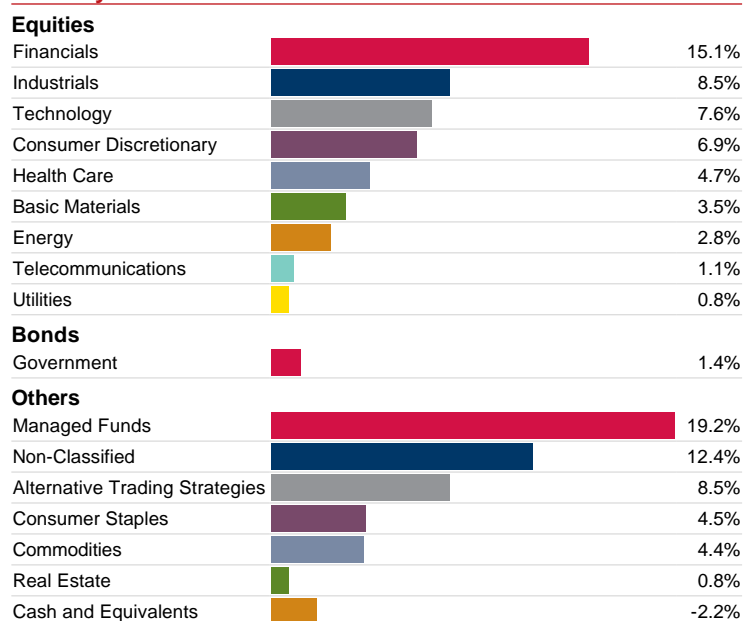
X-Ray Asset Allocation



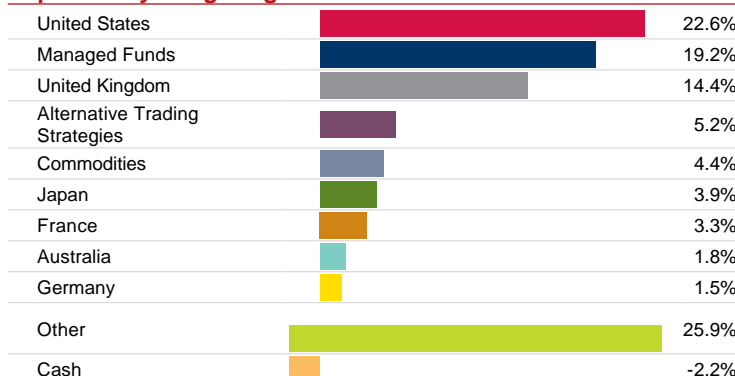
X-Ray Regional Allocation



Industry Sector Breakdown

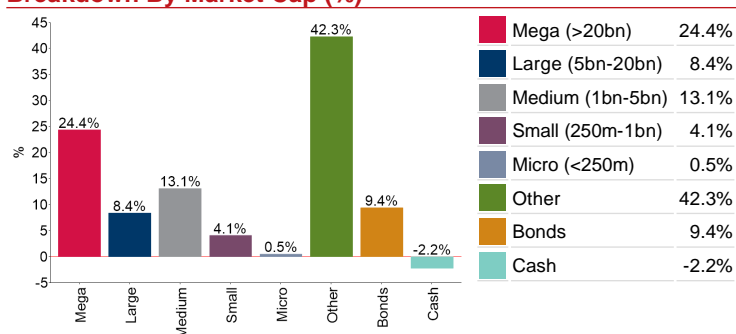


Top Country Weightings



WFM Elite Balanced Trust (CLOSED) (Class A Acc [GBP])

Breakdown By Market Cap (%)



Top 10 Analysis

Top 10 Holdings

Name	% Weight	Country	Sector
1 Fundsmith Equity Class I	6.4	Managed Funds	Managed Funds
2 Morgan Stanley Global Sustain Class JH	6.2	Managed Funds	Managed Funds
3 Fidelity (Onshore) Global Dividend Class R	6.1	Managed Funds	Managed Funds
4 Harrington Cooper UCITS Funds ICAV HC Snyder US All Cap Equity Founder Class	5.3	Managed Funds	Managed Funds
5 Jupiter Strategic Bond Class X	5.2	Managed Funds	Managed Funds
6 Ruffer LLP Total Return International Class I	5.2	Managed Funds	Managed Funds
7 CG Asset Management Capital Gearing Trust Plc Ord GBP0.25	5.1	Non-Classified	Financials
8 T. Rowe Price SICAV US Smaller Companies Equity Class Q (GBP)	5.1	Managed Funds	Managed Funds
9 Janus Henderson Investors Strategic Bond Class I	4.8	Managed Funds	Managed Funds
10 Morgan Stanley Asia Opportunity Class J	4.4	Managed Funds	Managed Funds

Top 10 Holdings X-Ray Analysis

Name	% Weight	Country	Sector
1 Ruffer LLP Total Return International Class I	5.2	Alternative Trading Strategies	Non-Classified
2 iShares iShares VII plc NASDAQ 100 UCITS ETF USD (Acc)	2.6	United States	Non-Classified
3 MICROSOFT CORP	1.2	United States	Technology
4 NOVO NORDISK CLASS B	0.9	Denmark	Non-Classified
5 VMH MOET HENNESSY LOUIS VUITTON	0.8	France	Consumer Discretionary
6 UNILEVER	0.7	United Kingdom	Consumer Staples
7 APPLE	0.7	United States	Technology
8 SHELL	0.6	United Kingdom	Energy
9 TAIWAN SEMICONDUCTOR MANUFACTURING COMPANY LIMITED	0.5	Taiwan	Technology
10 L'OREAL	0.4	France	Consumer Discretionary