

Schroder US Smaller Companies (Class A Acc [GBP])

Benchmark

Benchmark	Russell 2000 Lagged (Gross Total Return)
	Index
IA sector	North American Smaller Companies

Identification Codes

Sedol code	0781015
Mex code	SZSUSA
ISIN code	GB0007810152

Fund Overview

Price	Bid 3959.00p
	Offer 3959.00p (23/05/2025)
Historic yield	0.00%
Fund size	£931.3m
Number of holdings	82

Concentration Coefficient*

	72
Concentrated	Diverse

Charges

Discounted initial charge	0.000%
Net discounted AMC	0.750%
Initial charge	0.00%
Annual Management Charge	1.50%
Exit charge	None
Performance fees	No

Fund Background

Valuation point	Daily 12:00
Fund type	Unit Trust
Launch date	20/02/1990
Launch price	£0.50
Fund currency	Pound Sterling
Fund domicile	United Kingdom

Dealing

EMX	Yes
ISA Eligible	Yes
Minimum investment	£1000
Settlement period: buy	4 days
Settlement period: sell	4 days
Pricing basis	Forward

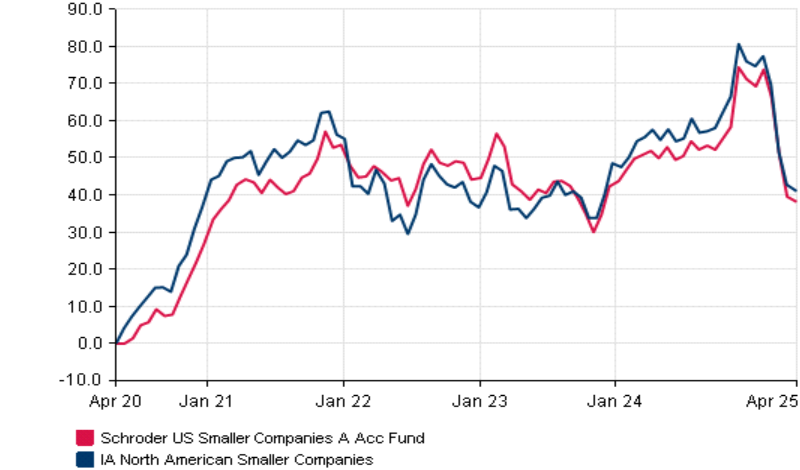
Distribution Dates

Ex dividend date(s)	Income payment date (s)
01st May	30th June

Aims

The fund's investment objective is to achieve capital appreciation through investment in US smaller companies. The fund will invest in the securities of smaller companies listed on the principal stock exchanges in North America, including Canada, together with those that are traded on the over-the-counter market. Investment will be in directly held transferable securities. The fund may also invest in collective investment schemes, warrants and money market instruments.

Performance



Powered by data from FE

Cumulative Performance (%)

	3m	6m	1Yr	3Yr	5Yr
Fund	-15.01%	-20.96%	-6.78%	-0.33%	38.09%
Sector	-11.07%	-20.21%	-6.29%	10.52%	37.66%
Rank	21/35	6/34	13/34	26/32	20/31
Quartile	3	1	2	4	3

Discrete Performance (%) - to last month end

	04/20 to 04/21	04/21 to 04/22	04/22 to 04/23	04/23 to 04/24	04/24 to 04/25
Fund	45.01%	0.64%	-5.38%	8.41%	-7.73%
Sector	52.61%	-8.57%	-3.67%	14.14%	-8.10%
Rank	25/31	4/31	23/32	27/34	13/34
Quartile	4	1	3	4	2

Fund Managers

Name:	Robert Kaynor
Manager for:	7 yrs, 4 mths

Ratings

Morningstar
Rating

★★★

Group Details

Group address	1 London Wall Place, London, EC2Y 5AU United Kingdom
Group telephone	0800 718 777
Dealing telephone	0800 718 788
Email	investorservices@schroders.com
Homepage	www.schroders.co.uk
Fax number	0870 043 4080


*A measure of portfolio concentration, e.g. where the fund coefficient is 25, this means the portfolio concentration is equivalent to holding 25 equally weighted stocks. This factsheet is for investment professionals only. It is for information purposes only and should not be viewed as a financial promotion. Source of performance data: Financial Express. Performance figures show total return with no initial charge and net income reinvested, except Offshore funds which show gross income reinvested. Cumulative performance figures are calculated from the previous working day. Discrete performance figures are calculated from the previous month end. Past performance is not an indication of future performance. The value of investments and any income from them is not guaranteed and can go down as well as up depending on market movements. All yields are variable and not guaranteed. Data accurate as of 31/03/2025.

Schroder US Smaller Companies (Class A Acc [GBP])

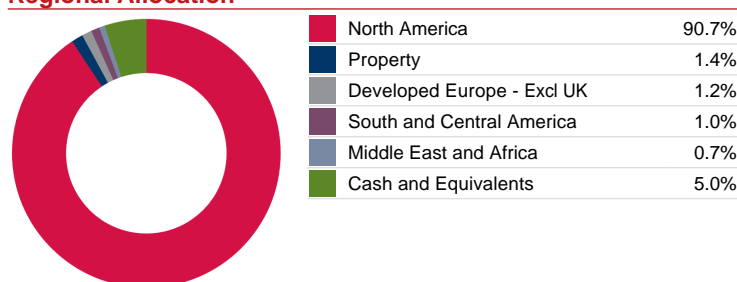
Top 10 Holdings

Name	% Weight	Country	Sector
1 KEMPER CORPORATION	2.6	United States	Financials
2 VIAVI SOLUTIONS	2.3	United States	Telecommunications
3 ICU MEDICAL	2.2	United States	Health Care
4 WNS (HOLDINGS) LIMITED	2.0	United States	Industrials
5 BOX	2.0	United States	Technology
6 ESCO TECHNOLOGIES INC	1.9	United States	Industrials
7 CAVCO INDUSTRIES INC	1.8	United States	Consumer Discretionary
8 LIVERAMP HLDGS INC	1.8	United States	Technology
9 HEXCEL CORPORATION	1.8	United States	Basic Materials
10 BALCHEM CORP	1.8	United States	Basic Materials

Asset Allocation



Regional Allocation



Industry Sector Breakdown

Equities		
Industrials		22.2%
Financials		21.1%
Health Care		11.8%
Consumer Discretionary		8.6%
Technology		7.4%
Telecommunications		6.0%
Basic Materials		5.7%
Energy		3.6%
Utilities		3.4%
Bonds		
Others		
Real Estate		2.6%
Consumer Staples		2.6%
Cash and Equivalents		5.0%

Top Country Weightings

United States	90.7%
Direct Property and REITs	1.4%
France	1.2%
Puerto Rico	1.0%
Israel	0.7%
Cash	5.0%

Breakdown By Market Cap (%)

