

## Janus Henderson Investors UK Alpha (Class A Acc [GBP])

### Benchmark

Benchmark	FTSE All Share Total Return Index
IA sector	UK All Companies

### Identification Codes

Sedol code	3095694
Mex code	NTUKAR
ISIN code	GB0030956949

### Fund Overview

Price	Bid 168.30p
	Offer 168.30p (18/07/2025)
Historic yield	1.60%
Fund size	£273.0m
Number of holdings	72

### Concentration Coefficient\*

40

Concentrated	Diverse
--------------	---------

### Charges

Discounted initial charge	0.000%
Net discounted AMC	0.750%
Initial charge	5.25%
Annual Management Charge	1.50%
Exit charge	None
Performance fees	No

### Fund Background

Valuation point	Daily 12:00
Fund type	OEIC
Launch date	09/11/2001
Launch price	£0.50
Fund currency	Pound Sterling
Fund domicile	United Kingdom

### Dealing

EMX	Yes
ISA Eligible	Yes
Minimum investment	£1000
Settlement period: buy	4 days
Settlement period: sell	4 days
Pricing basis	Forward

### Distribution Dates

Ex dividend date(s)	Income payment date (s)
01st September	31st October

### Aims

To seek capital growth through a relatively concentrated portfolio principally investing in the securities of UK companies.

### Performance



Powered by data from FE

### Cumulative Performance (%)

	3m	6m	1Yr	3Yr	5Yr
Fund	11.16%	4.66%	4.21%	22.67%	34.10%
Sector	11.18%	6.61%	7.63%	28.88%	51.87%
Rank	91/219	146/219	154/215	132/213	145/203
Quartile	2	3	3	3	3

### Discrete Performance (%) - to last month end

	06/20 to 06/21	06/21 to 06/22	06/22 to 06/23	06/23 to 06/24	06/24 to 06/25
Fund	34.30%	-20.63%	0.98%	18.06%	5.37%
Sector	27.66%	-8.49%	6.20%	12.60%	8.70%
Rank	39/203	184/208	177/213	16/214	154/215
Quartile	1	4	4	1	3

### Fund Managers

Name:	Indriatti van Hien
Manager for:	8 yrs, 10 mths

### Ratings

Morningstar  
Rating



### Group Details

Group address	PO Box 9023 Chelmsford CM99 2WB
Group telephone	0800 832 832
Dealing telephone	0845 608 8703
Email	<a href="mailto:support@henderson.com">support@henderson.com</a>
Homepage	<a href="http://www.henderson.com">www.henderson.com</a>
Fax number	0870 888 3094


\*A measure of portfolio concentration, e.g. where the fund coefficient is 25, this means the portfolio concentration is equivalent to holding 25 equally weighted stocks. This factsheet is for investment professionals only. It is for information purposes only and should not be viewed as a financial promotion. Source of performance data: Financial Express. Performance figures show total return with no initial charge and net income reinvested, except Offshore funds which show gross income reinvested. Cumulative performance figures are calculated from the previous working day. Discrete performance figures are calculated from the previous month end. Past performance is not an indication of future performance. The value of investments and any income from them is not guaranteed and can go down as well as up depending on market movements. All yields are variable and not guaranteed. Data accurate as of 30/06/2025.

## Janus Henderson Investors UK Alpha (Class A Acc [GBP])

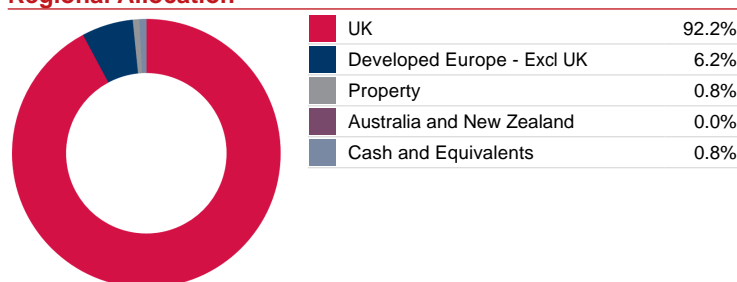
### Top 10 Holdings

Name	% Weight	Country	Sector
1 SHELL	7.3	United Kingdom	Energy
2 RELX	5.6	United Kingdom	Technology
3 HSBC HOLDINGS	3.6	United Kingdom	Financials
4 ASTRAZENECA	3.5	United Kingdom	Health Care
5 ROYAL BANK OF SCOTLAND GROUP	3.4	United Kingdom	Financials
6 BARCLAYS	3.4	United Kingdom	Financials
7 BALFOUR BEATTY	3.2	United Kingdom	Industrials
8 RIO TINTO	3.1	United Kingdom	Basic Materials
9 UNILEVER	2.9	United Kingdom	Consumer Staples
10 PARAGON BANKING GROUP	2.6	United Kingdom	Financials

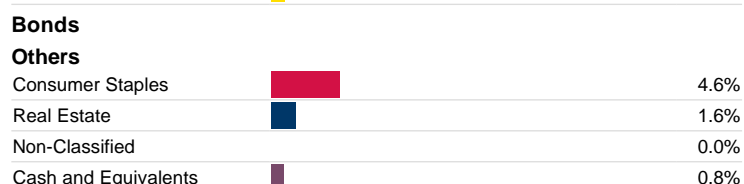
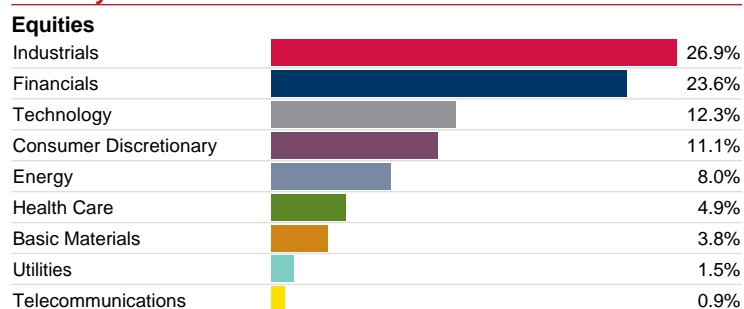
### Asset Allocation



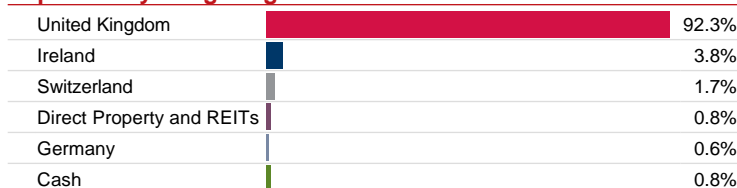
### Regional Allocation



### Industry Sector Breakdown



### Top Country Weightings



### Breakdown By Market Cap (%)

