

CT Managed Growth (1 Acc [GBP])

Benchmark

Benchmark	IA Flexible Investment Sector Median
IA sector	Flexible Investment

Identification Codes

Sedol code	3314184
Mex code	IQMGA
ISIN code	GB0033141846

Fund Overview

Price	Bid 517.30p
	Offer 517.30p (21/03/2025)
Historic yield	0.20%
Fund size	£71.6m
Number of holdings	10

Charges

Discounted initial charge	0.000%
Net discounted AMC	0.750%
Initial charge	5.00%
Annual Management Charge	1.50%
Exit charge	None
Performance fees	No

Fund Background

Valuation point	Daily 12:00
Fund type	OEIC
Launch date	09/02/1988
Launch price	£0.50
Fund currency	Pound Sterling
Fund domicile	United Kingdom

Dealing

EMX	Yes
ISA Eligible	Yes
Minimum investment	£1000
Settlement period: buy	4 days
Settlement period: sell	4 days
Pricing basis	Forward

Distribution Dates

Ex dividend date(s)	Income payment date (s)
31st January	31st March

Aims

The Fund aims to achieve medium to long term capital growth through investment in a selected portfolio of shares in other authorised and recognised collective investment schemes. The portfolio will usually consist of shares in other F&C collective investment schemes including securities companies and money market schemes covering a wide spread of domestic and international equity and fixed interest assets including an element of currency exposure. Collective investment schemes, securities companies and money markets schemes of other managers may be included from time to time as appropriate.

Performance

This fund's performance data cannot be shown.

Fund Managers



Name:	Paul Niven
Manager for:	14 yrs, 7 mths

Ratings

Morningstar
Rating



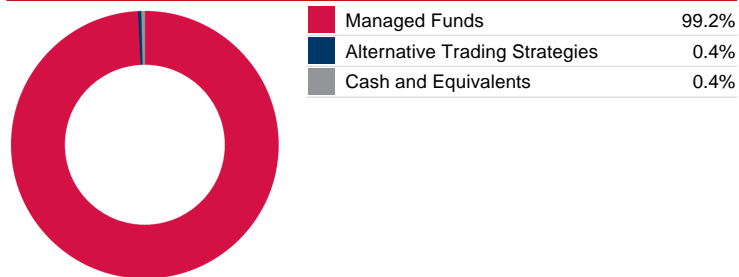
Group Details

Group address	Cannon Place 78 Cannon Street London EC4N 6AG
Group telephone	0845 799 2299
Homepage	www.columbiathreadneedle.com

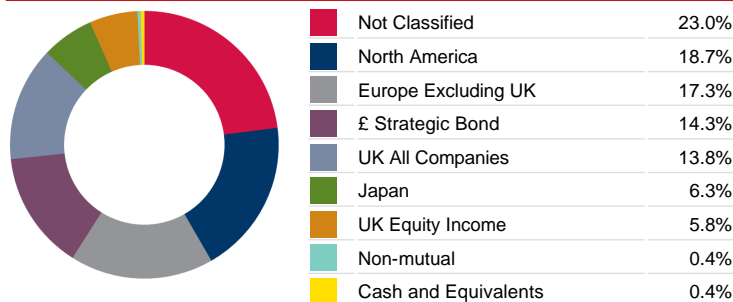
CT Managed Growth (1 Acc [GBP])

Standard Portfolio Analysis

Asset Allocation




IA Sector Allocation

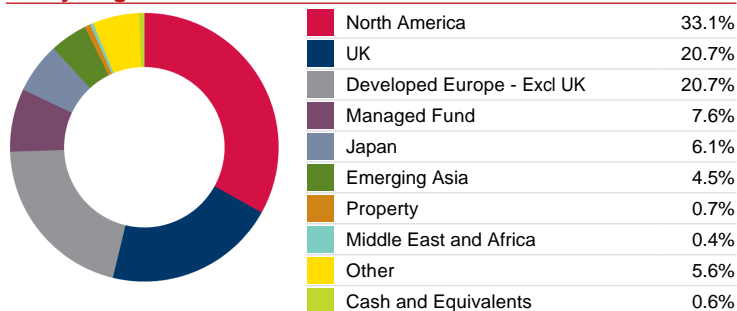


X-Ray Portfolio Analysis

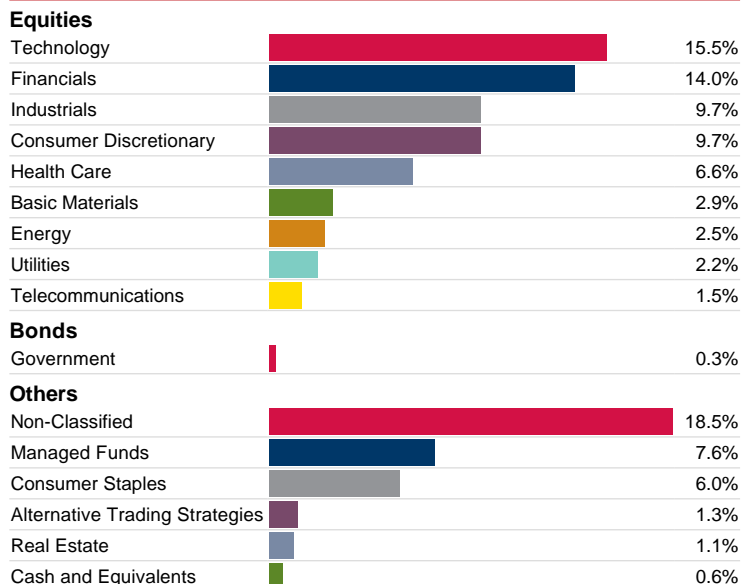
X-Ray Asset Allocation



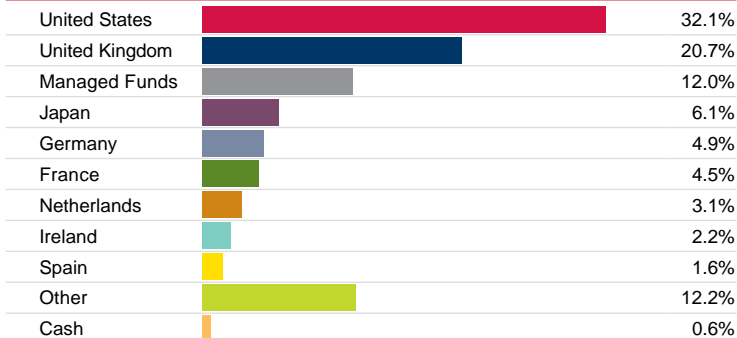
X-Ray Regional Allocation



Industry Sector Breakdown

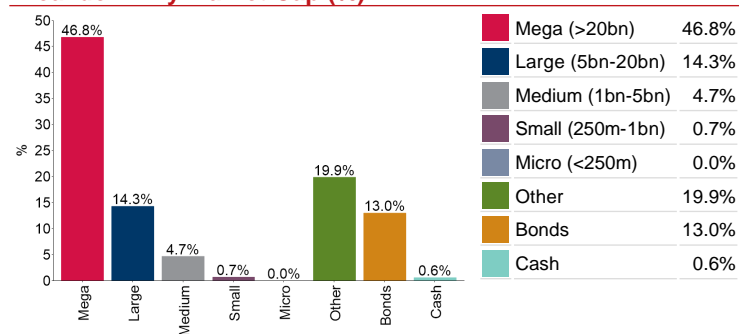


Top Country Weightings



CT Managed Growth (1 Acc [GBP])

Breakdown By Market Cap (%)



Top 10 Analysis

Top 10 Holdings

Name	% Weight	Country	Sector
1 CT North American Equity 4	18.7	Managed Funds	Managed Funds
2 CT Select European Equity 4	17.4	Managed Funds	Managed Funds
3 CT Global Total Return Bond (GBP Hedged) 4	14.3	Managed Funds	Managed Funds
4 CT FTSE All-Share Tracker 4	13.8	Managed Funds	Managed Funds
5 iShares iShares VII plc Core S&P 500 UCITS ETF USD (Acc)	11.1	Managed Funds	Managed Funds
6 iShares iShares plc Core MSCI EM IMI UCITS ETF USD (Acc)	7.3	Managed Funds	Managed Funds
7 Vanguard ETFs FTSE Japan UCITS ETF (USD) Distributing	6.3	Managed Funds	Managed Funds
8 CT UK Equity Income 4	5.8	Managed Funds	Managed Funds
9 XTrackers Xtrackers MSCI Pacific ex Japan ESG Screened UCITS ETF 1C	4.4	Managed Funds	Managed Funds
10 COLUMBIA THREADNEEDLE LUX LDI CT LUX LDI CT STER LQUT FU	0.3	Managed Funds	Managed Funds

Top 10 Holdings X-Ray Analysis

Name	% Weight	Country	Sector
1 XTrackers Xtrackers MSCI Pacific ex Japan ESG Screened UCITS ETF 1C	4.4	Managed Funds	Non-Classified
2 NVIDIA CORPORATION	1.9	United States	Technology
3 APPLE	1.7	United States	Technology
4 MICROSOFT CORPORATION	1.6	United States	Technology
5 SAP SE	1.5	Germany	Technology
6 ASTRAZENECA	1.3	United Kingdom	Health Care
7 HSBC HOLDINGS	1.2	United Kingdom	Financials
8 SHELL	1.1	United Kingdom	Energy
9 AMAZON.COM	1.0	United States	Consumer Discretionary
10 UNILEVER	0.9	United Kingdom	Consumer Staples