

## EPFL SVS (Brooks Macdonald Blueprint Balanced B Acc [GBP])

### Benchmark

Benchmark	IA OE Mixed Investment 40-85% Shares
IA sector	Mixed Investment 40-85% Shares

### Identification Codes

Sedol code	B054QG4
Mex code	WYLHBB
ISIN code	GB00B054QG49

### Fund Overview

Price	Bid 272.80p
	Offer 272.80p (27/05/2025)
Historic yield	1.27%
Fund size	£130.2m
Number of holdings	30

### Charges

Discounted initial charge	0.000%
Net discounted AMC	0.500%
Initial charge	5.00%
Annual Management Charge	1.25%
Exit charge	None
Performance fees	No

### Fund Background

Valuation point	Daily 12:00
Fund type	OEIC
Launch date	20/12/2004
Launch price	£1.00
Fund currency	Pound Sterling
Fund domicile	United Kingdom

### Dealing

EMX	Yes
ISA Eligible	Yes
Minimum investment	£1000
Settlement period: buy	4 days
Settlement period: sell	4 days
Pricing basis	Forward

### Distribution Dates

Ex dividend date(s)	Income payment date (s)
30th November	31st January
31st May	31st July

### Aims

The aim of the Fund is to grow the value of your investment over a period of at least 5 years. This growth is expected to come from a combination of profit on investments and income paid out of investments, such as interest and dividends.

### Performance



Powered by data from FE

### Cumulative Performance (%)

	3m	6m	1Yr	3Yr	5Yr
Fund	-2.50%	-1.55%	2.87%	14.81%	29.78%
Sector	-1.31%	-0.34%	4.28%	15.59%	32.56%
Rank	116/227	164/227	175/223	113/201	85/176
Quartile	3	3	4	3	2

### Discrete Performance (%) - to last month end

	04/20 to 04/21	04/21 to 04/22	04/22 to 04/23	04/23 to 04/24	04/24 to 04/25
Fund	25.40%	-3.16%	-1.43%	8.25%	1.61%
Sector	21.43%	-0.09%	-1.90%	8.74%	2.94%
Rank	32/176	140/191	75/201	107/208	175/223
Quartile	1	3	2	3	4

### Fund Managers



Name: Jonathan Webster-Smith  
Manager for: 13 yrs, 11 mths

### Ratings

Morningstar  
Rating



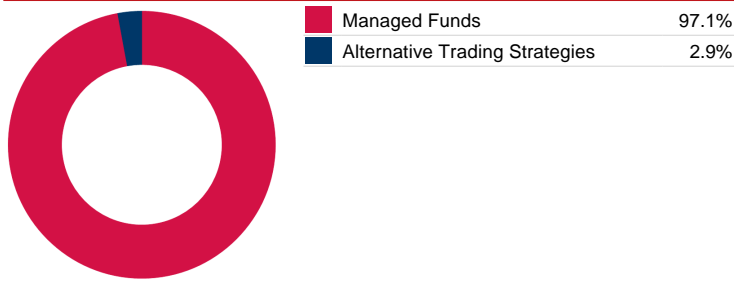
### Group Details

Group address	25 Moorgate London EC2R 6AY
Group telephone	0207 131 8100
Dealing telephone	0207 131 4951
Homepage	<a href="https://www.evelyn.com/">https://www.evelyn.com/</a>
Fax number	0207 131 4001

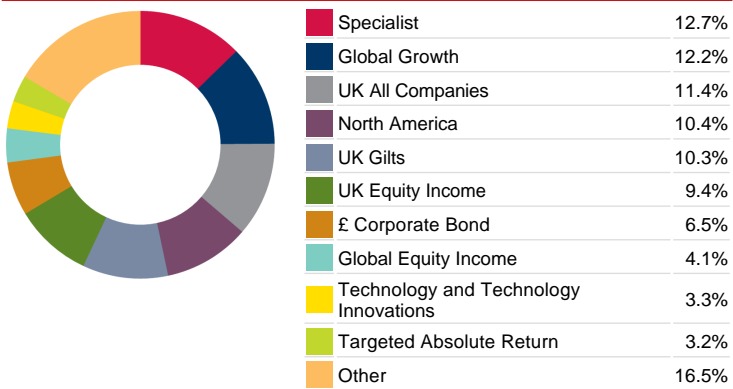
EPFL SVS (Brooks Macdonald Blueprint Balanced B Acc [GBP])

Standard Portfolio Analysis

Asset Allocation

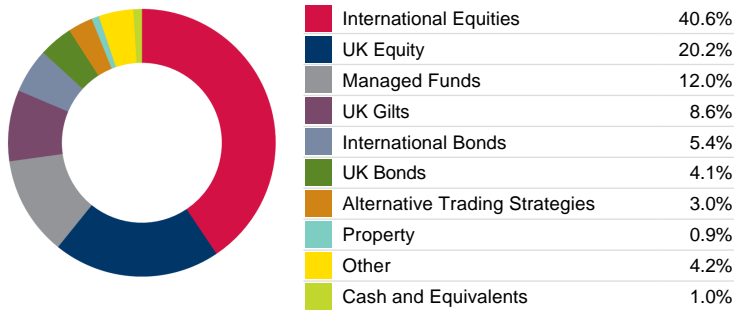


IA Sector Allocation

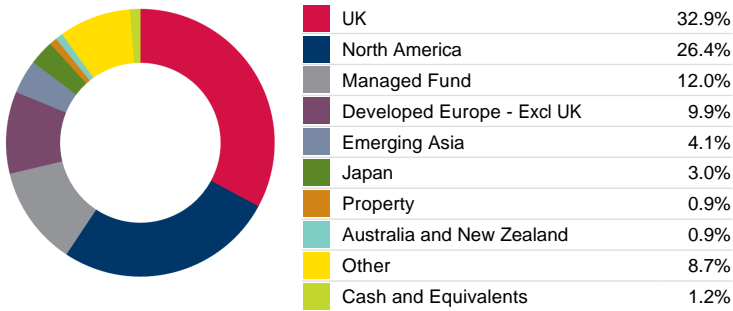


X-Ray Portfolio Analysis

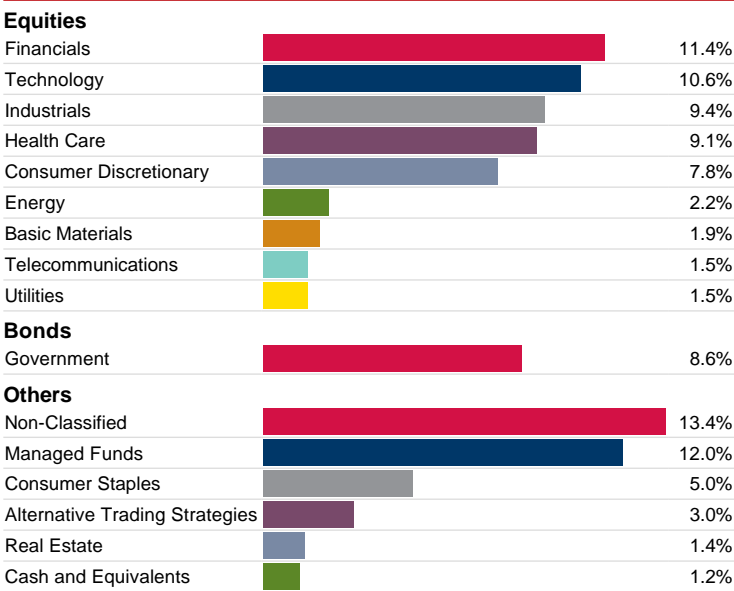
X-Ray Asset Allocation



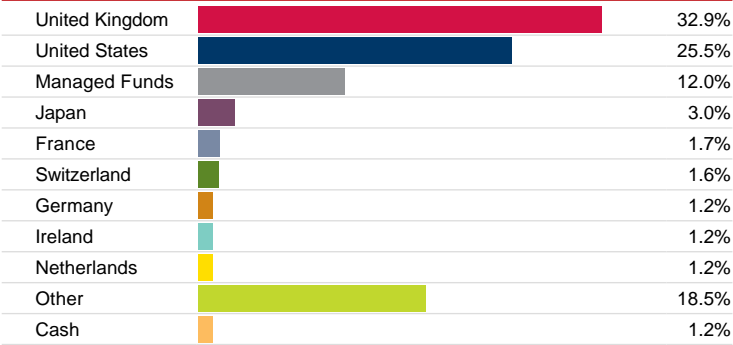
X-Ray Regional Allocation



Industry Sector Breakdown



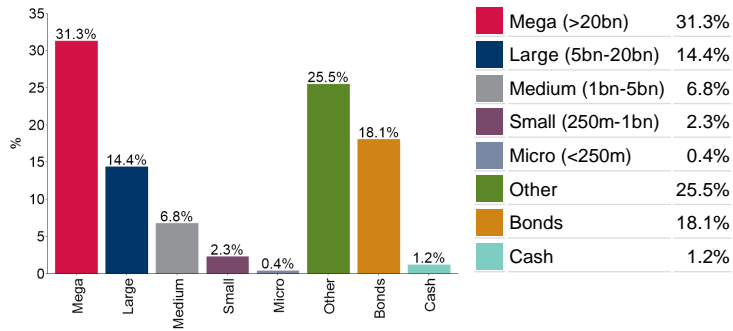
Top Country Weightings



Data accurate as of 30/05/2025. This factsheet is for investment professionals only. It is for information purposes only and should not be viewed as a financial promotion. The Industry Classification Benchmark is a product of FTSE International Limited and has been licensed for use. Data presented is based on sources of information believed to be reliable, however FundsLibrary does not provide any guarantees or warranties as to its accuracy or completeness.

EPFL SVS (Brooks Macdonald Blueprint Balanced B Acc [GBP])

Breakdown By Market Cap (%)



Top 10 Analysis

Top 10 Holdings

Name	% Weight	Country	Sector
1 Fidelity (Onshore) Index World Class RS	10.3	Managed Funds	Managed Funds
2 Vanguard FTSE U.K. All Share Index Unit Trust Institutional Plus GBP	6.2	Managed Funds	Managed Funds
3 Artemis UK Select Class G	5.2	Managed Funds	Managed Funds
4 J O Hambro CM UK Equity Income Class M	5.2	Managed Funds	Managed Funds
5 Vanguard U.K Government Bond Index Institutional Plus	5.2	Managed Funds	Managed Funds
6 Fidelity (Onshore) Index US Class RS	5.1	Managed Funds	Managed Funds
7 Royal London Short Duration Gilts Z	5.1	Managed Funds	Managed Funds
8 Legal & General Short Dated Sterling Corporate Bond Index Fund C	4.3	Managed Funds	Managed Funds
9 CT UK Equity Income Class L	4.2	Managed Funds	Managed Funds
10 GGI Global Equity Income Class Z	4.1	Managed Funds	Managed Funds

Top 10 Holdings X-Ray Analysis

Name	% Weight	Country	Sector
1 United Kingdom Gilt 4.125% 22/07/2029	1.2	Non-Classified	Non-Classified
2 APPLE	1.2	United States	Technology
3 4 1/8% Treasury Gilt 2027	1.2	United Kingdom	Bonds
4 MICROSOFT CORPORATION	1.2	United States	Technology
5 NVIDIA CORPORATION	1.0	United States	Technology
6 4½% Treasury Gilt 2028	1.0	United Kingdom	Bonds
7 3¾% Treasury Gilt 2027	0.9	United Kingdom	Bonds
8 HSBC HOLDINGS	0.8	United Kingdom	Financials
9 UNILEVER	0.7	United Kingdom	Consumer Staples
10 BARCLAYS	0.7	United Kingdom	Financials