

Aviva Investors UK Funds Aviva Investors Multi-Manager 20-60% Shares (Class 1 Inc [GBP])

Benchmark

Benchmark	IA Mixed Investment 20-60% Shares
IA sector	Mixed Investment 20-60% Shares

Identification Codes

Sedol code	B1N94V9
Mex code	NUNCF1
ISIN code	GB00B1N94V93

Fund Overview

Price	Bid 98.80p
	Offer 98.80p (31/07/2025)
Historic yield	1.40%
Fund size	£117.5m
Number of holdings	34

Charges

Discounted initial charge	0.000%
Net discounted AMC	0.750%
Initial charge	5.00%
Annual Management Charge	1.50%
Exit charge	None
Performance fees	No

Fund Background

Valuation point	Daily 09:00
Fund type	OEIC
Launch date	24/04/2007
Launch price	£0.50
Fund currency	Pound Sterling
Fund domicile	United Kingdom

Dealing

EMX	Yes
ISA Eligible	Yes
Minimum investment	£1000
Settlement period: buy	4 days
Settlement period: sell	4 days
Pricing basis	Forward

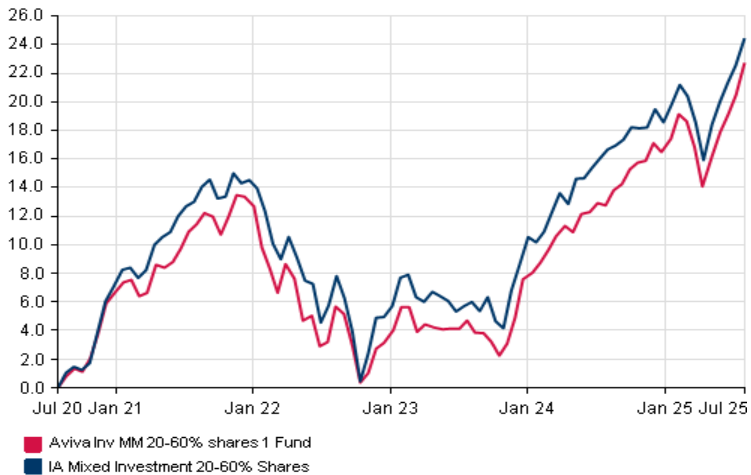
Distribution Dates

Ex dividend date(s)	Income payment date (s)
01st March	30th April
01st September	31st October

Aims

The Fund aims to provide long-term capital growth and income by investing in other eligible Collective Investment Schemes (the Target Funds). Investment will be made in shares or units of the Target Funds, which invest in any geographical area or industry sector. Investments may also be made in derivatives for hedging purposes. Although the Target Funds may invest in equities, bonds, Property Securities, or money market instruments, it is anticipated that up to 60% of the fund will be invested in Target Funds whose objectives are equity investment.

Performance



Cumulative Performance (%)

	3m	6m	1Yr	3Yr	5Yr
Fund	6.03%	3.10%	8.27%	17.00%	22.74%
Sector	5.84%	2.62%	6.70%	16.29%	25.34%
Rank	70/196	68/194	34/191	66/169	89/152
Quartile	2	2	1	2	3

Discrete Performance (%) - to last month end

	06/20 to 06/21	06/21 to 06/22	06/22 to 06/23	06/23 to 06/24	06/24 to 06/25
Fund	11.05%	-5.54%	0.30%	7.74%	8.27%
Sector	13.16%	-4.75%	0.03%	8.95%	6.70%
Rank	112/152	92/165	79/169	145/184	34/191
Quartile	3	3	2	4	1

Fund Managers

Name:	Sunil Krishnan	Guillaume Paillat
Manager for:	5 yrs, 6 mths	7 yrs, 1 mths

Ratings

Morningstar
Rating

★★★

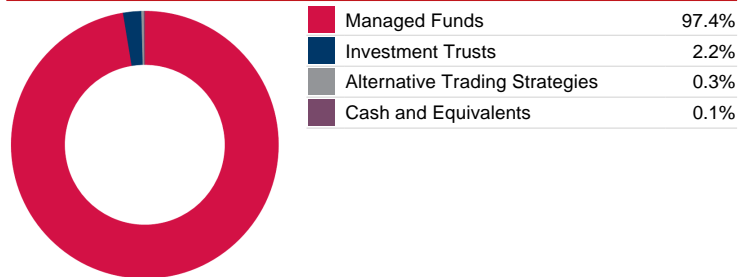
Group Details

Group address	St Helen's 1 Undershaft London EC3P 3DQ
Group telephone	0800 015 4773
Dealing telephone	0800 587 4563
Email	fund&salessupport@avivainvestors.com
Homepage	www.avivainvestors.co.uk

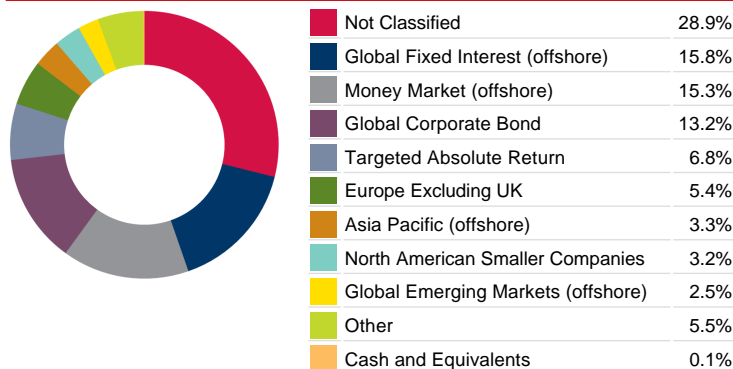
Aviva Investors UK Funds Aviva Investors Multi-Manager 20-60% Shares (Class 1 Inc [GBP])

Standard Portfolio Analysis

Asset Allocation

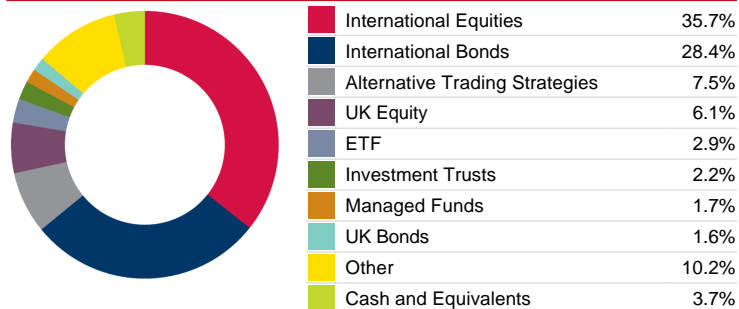


IA Sector Allocation

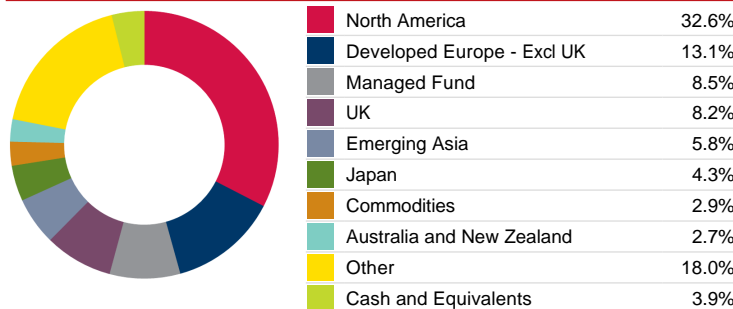


X-Ray Portfolio Analysis

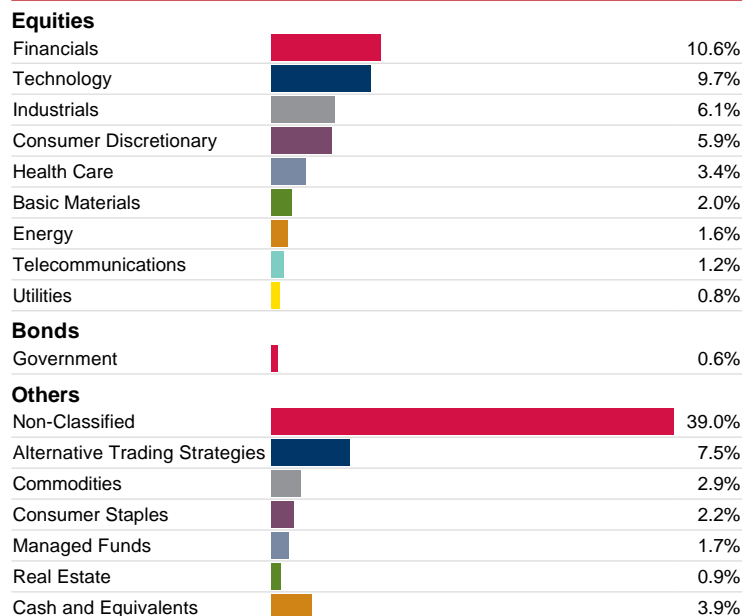
X-Ray Asset Allocation



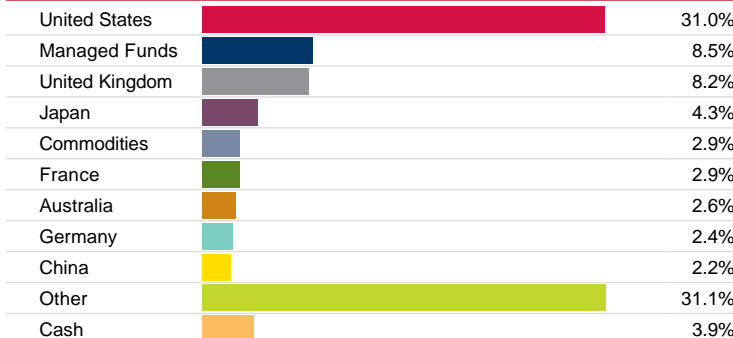
X-Ray Regional Allocation



Industry Sector Breakdown

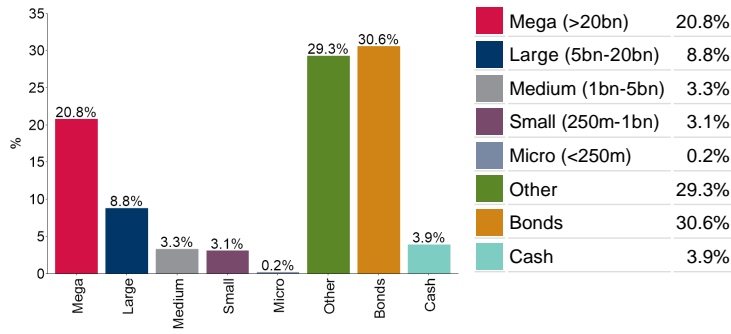


Top Country Weightings



Aviva Investors UK Funds Aviva Investors Multi-Manager 20-60% Shares (Class 1 Inc [GBP])

Breakdown By Market Cap (%)



Top 10 Analysis

Top 10 Holdings

Name	% Weight	Country	Sector
1 Aviva Investors Sterling Liquidity Fund Class 3	15.3	Managed Funds	Managed Funds
2 iShares iShares VII plc Core S&P 500 UCITS ETF USD (Acc)	13.7	Managed Funds	Managed Funds
3 JPMorgan Europe Global Corporate Bond Class C Hedged	13.2	Managed Funds	Managed Funds
4 Aviva Investors Global Sovereign Bond Fund Class Zh	10.6	Managed Funds	Managed Funds
5 Aviva Investors Multi-Strategy Target Return Class 5	6.8	Managed Funds	Managed Funds
6 iShares iShares VII plc Core FTSE 100 UCITS ETF GBP (Acc)	5.8	Managed Funds	Managed Funds
7 BlackRock (Dublin) iShares Pacific Index Inst	3.3	Managed Funds	Managed Funds
8 Granahan Investment Management US Focused Growth Class I	3.2	Managed Funds	Managed Funds
9 iShares Physical Gold EUR Hedged ETC	2.9	Managed Funds	Managed Funds
10 BlackRock European Dynamic Class FD	2.7	Managed Funds	Managed Funds

Top 10 Holdings X-Ray Analysis

Name	% Weight	Country	Sector
1 Aviva Investors Multi-Strategy Target Return Class 5	6.8	Managed Funds	Non-Classified
2 MICROSOFT CORPORATION	0.9	United States	Technology
3 NVIDIA CORPORATION	0.8	United States	Technology
4 APPLE	0.7	United States	Technology
5 AMAZON.COM	0.5	United States	Consumer Discretionary
6 ASTRAZENECA	0.5	United Kingdom	Health Care
7 SPAIN GOVERNMENT BOND	0.5	Spain	Bonds
8 HSBC HOLDINGS	0.4	United Kingdom	Financials
9 SHELL	0.4	United Kingdom	Energy
10 META PLATFORMS	0.4	United States	Technology