

Royal London Sterling Extra Yield Bond (Class B Inc [GBP])

Benchmark

Benchmark	No Specified Index
IA sector	£ Strategic Bond

Identification Codes

Sedol code	3257159
Mex code	RLSEYB
ISIN code	IE0032571592

Fund Overview

Price	Bid £1.09
	Offer £1.09(17/06/2025)
Distribution yield	6.54%
Fund size	£1600.5m
Number of holdings	245

Concentration Coefficient*

	94
Concentrated	Diverse

Charges

Discounted initial charge	0.000%
Net discounted AMC	0.625%
Initial charge	4.00%
Annual Management Charge	1.25%
Exit charge	None
Performance fees	No

Fund Background

Valuation point	Daily 17:00
Fund type	OEIC
Launch date	11/04/2003
Launch price	£1.00
Fund currency	Pound Sterling
Fund domicile	Ireland

Dealing

EMX	No
ISA Eligible	Yes
Minimum investment	£1000
Settlement period: buy	3 days
Settlement period: sell	3 days
Pricing basis	Forward

Distribution Dates

Ex dividend date(s)	Income payment date (s)
01st January	28th February
01st April	31st May
01st July	31st August
01st October	30th November

Aims

The investment objective of the fund is to achieve a high level of income. The fund seeks to achieve a gross redemption yield (GRY) of 1.25 times the gross redemption yield of the FTSE Actuaries British Government 15 Year index.

Performance



Powered by data from FE

Cumulative Performance (%)

	3m	6m	1Yr	3Yr	5Yr
Fund	1.95%	5.14%	10.33%	24.52%	37.60%
Sector	1.82%	2.92%	6.16%	14.60%	9.65%
Rank	8/90	3/87	5/87	3/81	1/68
Quartile	1	1	1	1	1

Discrete Performance (%) - to last month end

	05/20 to 05/21	05/21 to 05/22	05/22 to 05/23	05/23 to 05/24	05/24 to 05/25
Fund	14.95%	0.56%	-1.15%	11.46%	9.53%
Sector	6.85%	-5.81%	-3.68%	7.21%	6.28%
Rank	4/68	4/73	19/81	5/83	5/87
Quartile	1	1	1	1	1

Fund Managers



Name:	Eric Holt	Rachid Semaoune
Manager for:	22 yrs, 2 mths	6 yrs, 5 mths

Ratings

Morningstar
Rating

★★★★★

Group Details

Group address	55 Gracechurch Street London EC3V 0UF
Group telephone	020 32725408
Dealing telephone	08456 04 04 04
Email	platforms@rlam.co.uk
Homepage	www.rlam.co.uk

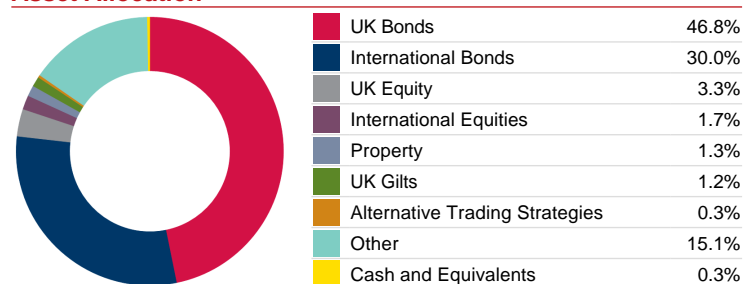
*A measure of portfolio concentration, e.g. where the fund coefficient is 25, this means the portfolio concentration is equivalent to holding 25 equally weighted stocks. This factsheet is for investment professionals only. It is for information purposes only and should not be viewed as a financial promotion. Source of performance data: Financial Express. Performance figures show total return with no initial charge and net income reinvested, except Offshore funds which show gross income reinvested. Cumulative performance figures are calculated from the previous working day. Discrete performance figures are calculated from the previous month end. Past performance is not an indication of future performance. The value of investments and any income from them is not guaranteed and can go down as well as up depending on market movements. All yields are variable and not guaranteed. Data accurate as of 30/04/2025.

Royal London Sterling Extra Yield Bond (Class B Inc [GBP])

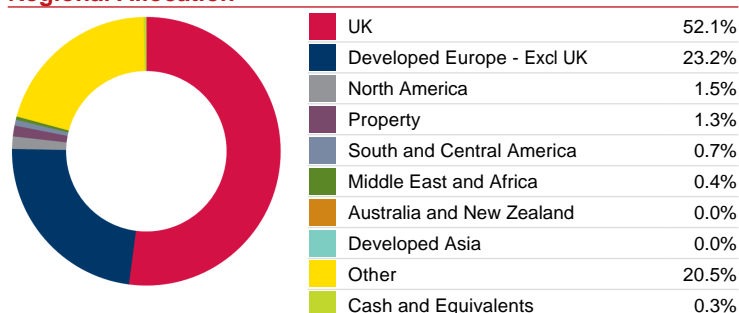
Top 10 Holdings

Name	% Weight	Country	Sector
1 ELECTRICITE DE FRANCE SA JR SUBORDINA REGS 12/99 VAR	2.8	France	Bonds
2 Abbey National 10 3/8% Non Cum Stlg Pref GBP1	2.2	United Kingdom	Bonds
3 CO OP GRP HLDS COMPANY GUAR REGS 07/26 VAR	2.2	United Kingdom	Bonds
4 METROCENTRE FINANCE SR SECURED 12/28 8.75	2.2	United Kingdom	Bonds
5 SANTANDER UK PLC JR SUBORDINA 10/49 10.0625	2.2	United Kingdom	Bonds
6 M+G PLC SUBORDINATED REGS 12/63 VAR	1.8	United Kingdom	Bonds
7 PHOENIX GRP HLD PLC JR SUBORDINA REGS 12/49 VAR	1.7	United Kingdom	Bonds
8 CANARY WHARF GROUP SR SECURED REGS 04/28 3.375	1.7	United Kingdom	Bonds
9 HEATHROW FINANCE PLC SR SECURED REGS 09/29 VAR	1.5	United Kingdom	Bonds
10 ELECTRICITE DE FRANCE SA JR SUBORDINA REGS 07/49 VAR	1.4	France	Bonds

Asset Allocation



Regional Allocation



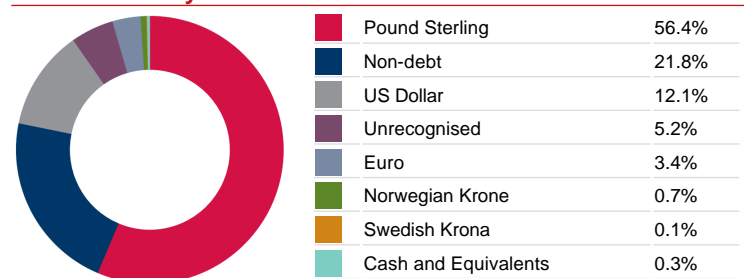
Bond ICB Sector

Non-Classified	91.9%
Equities	5.0%
Real Estate	1.3%
Government	1.2%
Alternative Trading Strategies	0.3%
Cash and Equivalents	0.3%

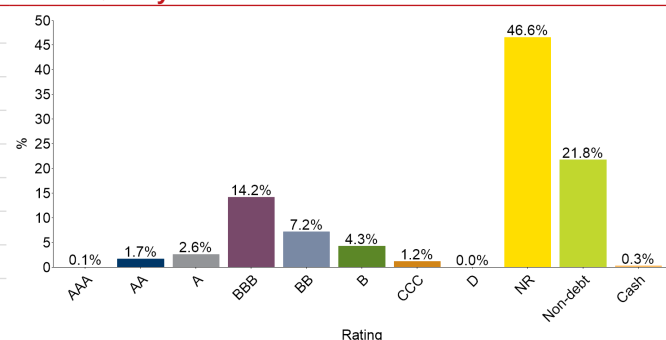
Top Country Weightings

United Kingdom	51.2%
Norway	11.3%
France	4.5%
Germany	2.1%
Other	30.6%
Cash	0.3%

Credit Currency Breakdown



Credit Quality Profile



Credit Maturity Profile

