

M&G Fund of Investment Trust Shares - CLOSED (Class A GBP Inc [GBP])

Benchmark

Benchmark	FTSE World
IA sector	Global Equity Income

Identification Codes

Sedol code	3128857
ISIN code	GB0031288573

Fund Overview

Price	Bid 2446.51p
	Offer 2446.51p (14/06/2019)
Historic yield	1.66%
Number of holdings	8

Charges

Discounted initial charge	0.000%
Net discounted AMC	0.750%
Initial charge	4.00%
Annual Management Charge	1.00%
Exit charge	Refer to Prospectus
Performance fees	No

Fund Background

Valuation point	Daily 12:00
Fund type	OEIC
Launch date	10/05/1968
Launch price	£0.50
Fund currency	Pound Sterling
Fund domicile	United Kingdom

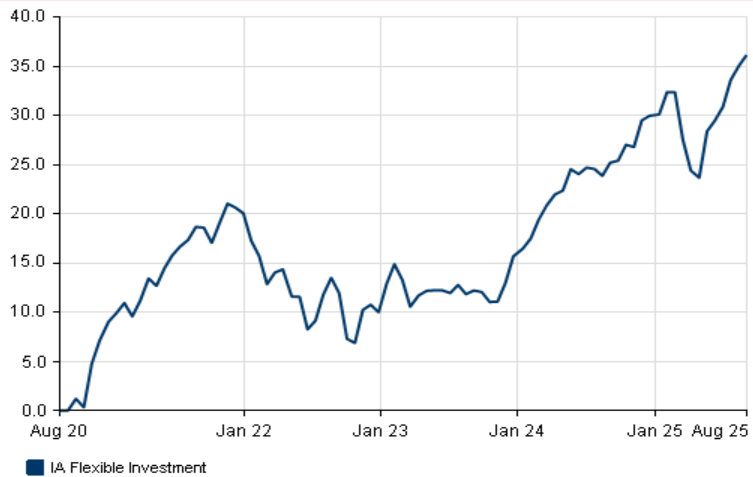
Dealing

EMX	Yes
ISA Eligible	Yes
Minimum investment	£500
Settlement period: buy	3 days
Settlement period: sell	3 days
Pricing basis	Forward

Aims

The Fund aims to provide a higher total return (the combination of capital growth and income), net of the Ongoing Charges Figure, than that of the FTSE All Share Equity Investment Instruments Index over any five year period.

Performance



Powered by data from FE

Cumulative Performance (%)

	3m	6m	1Yr	3Yr	5Yr
Fund	2.65%	6.25%	-1.36%	49.27%	56.81%
Sector	3.54%	6.27%	0.46%	28.98%	35.99%
Rank	116/156	141/155	112/151	9/130	18/117
Quartile	3	4	3	1	1

Discrete Performance (%) - to last month end

	05/14 to 05/15	05/15 to 05/16	05/16 to 05/17	05/17 to 05/18	05/18 to 05/19
Fund	11.48%	-4.18%	33.74%	9.77%	-2.51%
Sector	11.15%	-5.17%	21.41%	4.82%	-0.44%
Rank	66/117	60/123	6/130	10/135	112/151
Quartile	3	2	1	1	3

Fund Managers



Name: Richard O'Connor

Manager for: 15 yrs, 3 mths

Ratings


Group Details

Group address	10 Fenchurch Avenue London EC3M 5AG United Kingdom
Group telephone	0800 390 390
Dealing telephone	0800 328 3196
Email	info@mandg.co.uk
Homepage	www.mandg.co.uk

M&G Fund of Investment Trust Shares - CLOSED (Class A GBP Inc [GBP])

Standard Portfolio Analysis

IA Sector Allocation



Europe Including UK	0.0%
Global Emerging Markets	0.0%
Specialist	0.0%
Japan	0.0%
Global Equity Income	0.0%
North America	0.0%
Cash and Equivalents	100.0%


X-Ray Portfolio Analysis

X-Ray Asset Allocation



Managed Funds	0.0%
Cash and Equivalents	100.0%

X-Ray Regional Allocation



Managed Fund	0.0%
UK	0.0%
Cash and Equivalents	100.0%

Industry Sector Breakdown

Equities

Bonds

Others

Managed Funds	0.0%
Non-Classified	0.0%
Cash and Equivalents	100.0%

Top Country Weightings

Managed Funds	0.0%
Cash	100.0%

M&G Fund of Investment Trust Shares - CLOSED (Class A GBP Inc [GBP])

Top 10 Analysis

Top 10 Holdings

Name	% Weight	Country	Sector
1 M&G Global Select Class A GBP	0.0	Managed Funds	Managed Funds
2 M&G EQUITY INVESTMENT-CAP 1p CLOSED-END FUND	0.0	United Kingdom	Non-Classified
3 M&G EQUITY INVESTMENT-INC 1p CLOSED-END FUND	0.0	United Kingdom	Non-Classified

Top 10 Holdings X-Ray Analysis

Name	% Weight	Country	Sector
1 M&G Global Select Class A GBP	0.0	Managed Funds	Managed Funds
2 M&G EQUITY INVESTMENT-CAP 1p CLOSED-END FUND	0.0	United Kingdom	Non-Classified
3 M&G EQUITY INVESTMENT-INC 1p CLOSED-END FUND	0.0	United Kingdom	Non-Classified