

Institutional Investors

Fund Objective

The objective of the Fund is to replicate, as closely as possible and on a "gross of fees" basis, the return of the Asia Pacific ex-Japan equity market as represented by the FTSE Developed Asia Pacific ex Japan ex Controversies ex CW Index, net of withholding taxes (or its recognised replacement or equivalent).

Investment Strategy

The Fund seeks to hold all of the securities of the index, with the approximate weightings of the index. The Fund may also invest in transferable securities, money market instruments, warrants, units in collective investment schemes, deposits and derivatives. The Fund may invest in collective investment schemes managed or operated by companies in the same group as the Manager or the Investment Adviser.

The index includes a negative screen that excludes securities from the index based on two criteria: (1) controversial weapons (including chemical & biological weapons, cluster munitions, anti-personnel landmines), and (2) controversies as defined by the ten principles of the UN Global Compact.

Benchmark

FTSE Developed Asia Pacific ex Japan ex Controversies ex CW Index

Structure

Trust

UCITS Compliant

Domicile

United Kingdom

Fund Facts

NAV	3.12 GBP as of 30/06/2022	
Currency	GBP	
Net Assets (millions)	1,870.82 GBP as of 30/06/2022	
Inception Date	17/11/2006	
Investment Style	Index	
Zone	Asia Pacific Ex Japan	
Settlement	Redemption Settlement Cycle, DD+2; Subscription Settlement Cycle, DD+2	
Notification Deadline	Dealing Day-1 1.00PM London time	
Valuation	Daily 10 PM London Time	
Minimum Initial Investment	GBP 1,000,000.00	
Minimum Subsequent Investment	GBP 100,000.00	
Ongoing Charge TER Max	0.15% N/A	
Charge	Subscription	Redemption
ADL (Indicative subject to change)	0.06%	0.14%
Paid to third parties	Up to 0%	N/A
Paid to the fund	N/A	Up to 0%

Fund Identifiers

Share Class	ISIN	Bloomberg
-	GB00B0FR9W00	SSGAPXJ LN

Performance

Annualised	Benchmark	Fund Gross	Difference	Fund Net	Difference
1 Year (%)	-11.92	-11.80	0.13	-11.93	-0.01
3 Year (%)	2.55	2.57	0.02	2.38	-0.18
5 Year (%)	3.89	3.94	0.05	3.70	-0.19
Since Inception (%)	8.19	8.20	0.01	7.68	-0.51
Cumulative					
1 Month (%)	-7.48	-7.55	-0.07	-7.56	-0.08
3 Month (%)	-8.52	-8.52	0.00	-8.56	-0.03
1 Year (%)	-11.92	-11.80	0.13	-11.93	-0.01
3 Year (%)	7.86	7.92	0.06	7.30	-0.56
5 Year (%)	21.00	21.29	0.29	19.89	-1.10
Since Inception (%)	240.77	241.19	0.42	216.67	-24.11
Calendar					
2022 (year to date)	-7.25	-7.27	-0.02	-7.34	-0.09
2021	2.31	2.38	0.07	2.23	-0.08
2020	15.06	14.98	-0.08	14.75	-0.31
2019	12.57	12.61	0.04	12.27	-0.30
2018	-8.90	-8.71	0.19	-8.98	-0.07

Past performance is not a guarantee of future results.

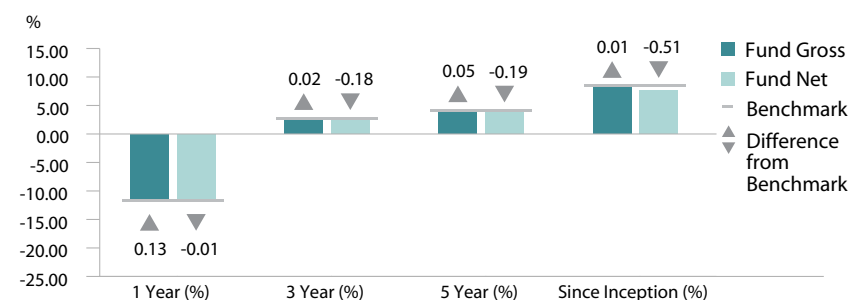
Investing involves risk including the risk of loss of capital.

The performance figures contained herein are provided on a gross and net of fees basis. The performance includes the reinvestment of dividends and other corporate earnings and is calculated in GBP. Performance returns for periods of less than one year are not annualised. The index returns are unmanaged and do not reflect the deduction of any fees or expenses. The index returns reflect all items of income, gain and loss and the reinvestment of dividends and other income. When the Fund is closed according to its official Net Asset Value (NAV) calendar but, nonetheless, a significant portion of the underlying security prices can be determined, a Technical NAV is calculated. Past Performance indicated herein has therefore been calculated using a Technical NAV when required, as well as the official NAV of the Fund as at each other business day for the relevant period. The calculation method for value added returns may show rounding differences. Previous to 19 December 2020, the Fund was known as the State Street Asia Pacific Ex-Japan Equity Tracker Fund, tracking the FTSE Developed Asia Pacific ex Japan Index.

Source: SSGA.

All data is as at 30/06/2022

Annualised Performance



Fund Characteristics

	Fund	Benchmark
Weighted Av. Market Cap (m)	£37,655	£37,672
Av. Price/Book	1.30	1.30
Price/Earnings (Forward 1yr)	11.35	11.33
Weighted Harmonic Av. Price/Cash flow	7.27	7.28
Dividend Yield (%)	3.46	3.47
Number of Holdings	406	403

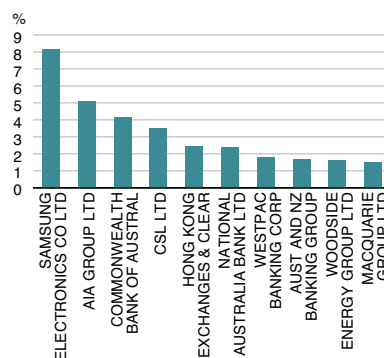
Ratios

	3 Years
Standard Deviation (%)	17.00
Tracking Error (%)	0.15
Beta	1.00

This is a marketing document for informational purposes only. We recommend you read the Prospectus and Key Investor Information Document for full details about the Fund, including fees and risks. Our Client Relationship team will also be pleased to provide you with further information about this Fund.

Top 10 Holdings

	Weight (%)
SAMSUNG ELECTRONICS CO LTD	8.13
AIA GROUP LTD	5.12
COMMONWEALTH BANK OF AUSTRAL	4.15
CSL LTD	3.48
HONG KONG EXCHANGES & CLEAR	2.44
NATIONAL AUSTRALIA BANK LTD	2.37
WESTPAC BANKING CORP	1.82
AUST AND NZ BANKING GROUP	1.65
WOODSIDE ENERGY GROUP LTD	1.63
MACQUARIE GROUP LTD	1.53



For More Information

Visit our website www.ssga.com or contact your representative SSGA office.

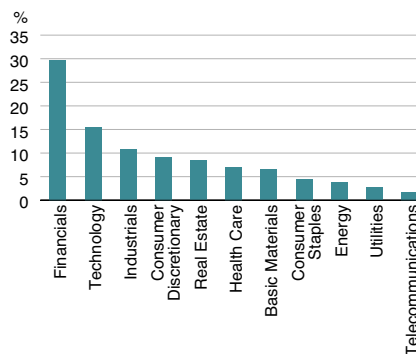
Anna Hayes

Client Relationship Manager

+44 (0) 20 3395 6022

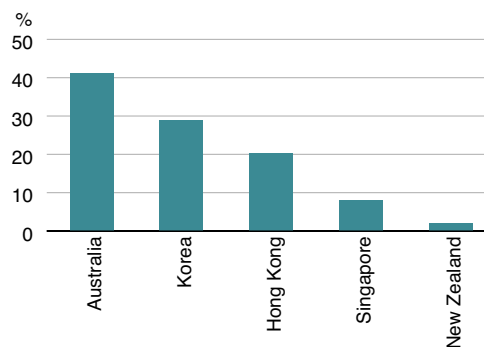
Sector Allocation

	Fund (%)
Financials	29.70
Technology	15.49
Industrials	10.79
Consumer Discretionary	9.21
Real Estate	8.45
Health Care	7.02
Basic Materials	6.57
Consumer Staples	4.54
Energy	3.77
Utilities	2.70
Telecommunications	1.76
Total	100.00



Country Allocation

	Fund (%)
Australia	41.20
Korea	28.92
Hong Kong	20.12
Singapore	7.92
New Zealand	1.83
Total	100.00



PLEASE NOTE THAT FULL DETAILS OF UNDERLYING FUND HOLDINGS CAN BE FOUND ON WWW.SSGA.COM.

Characteristics are as of the date indicated, are subject to change, and should not be relied upon as current thereafter.

Within Country Allocation, 'Other' denotes the consolidation of any countries which are not already included in the Fund's top 10.

Effective 22 March 2021, the index provider transitioned to the new ICB framework. The changes included: renaming the "Oil & Gas" industry to "Energy", breaking out "Real Estate" from the "Financial" industry and creating an 11th industry named "Real Estate", and reclassifying the "Consumer Goods" and "Consumer Services" industries as "Consumer Staples" and "Consumer Discretionary". The Industry Classification Benchmark (ICB) is an industry classification taxonomy used by FTSE International and STOXX.

Marketing Communication – General Access. -- For Professional Clients / Qualified Investors Use Only. Not for public distribution.

This document is issued in the UK by State Street Global Advisors Limited. Authorised and regulated by the Financial Conduct Authority. Registered in England. Registered No. 2509928. VAT No. 5776591 81. Registered office: 20 Churchill Place, Canary Wharf, London, E14 5HJ. Telephone: 020 3395 6000. Facsimile: 020 3395 6350. Web: www.ssga.com

The information provided does not constitute investment advice as such term is defined under the Markets in Financial Instruments Directive (2014/65/EU) and it should not be relied on as such. It should not be considered a solicitation to buy or an offer to sell any investment. It does not take into account any investor's or potential investor's particular investment objectives, strategies, tax status, risk appetite or investment horizon. If you require investment advice you should consult your tax and financial or other professional advisor. All information is from SSGA unless otherwise noted and has been obtained from sources believed to be reliable, but its accuracy is not guaranteed. There is no representation or warranty as to the current accuracy, reliability or completeness of, nor liability for, decisions based on such information and it should not be relied on as such. Investing involves risk including the risk of loss of principal. **The information contained in this communication is not a research recommendation or 'investment research' and is classified as a 'Marketing Communication' in accordance with the Markets in Financial Instruments Directive (2014/65/EU) or applicable Swiss regulation. This means that this marketing communication (a) has not been prepared in accordance with legal requirements designed to promote the independence of investment research (b) is not subject to any prohibition on dealing ahead of the dissemination of investment research.**

This document is for informational purposes only and is not an offer to sell or the solicitation of an offer to buy an interest in any funds and is not intended for public distribution. The fund is authorised in the UK and regulated by the Financial Conduct Authority as a UCITS. The funds are not available to U.S. investors.

Please refer to the Fund's latest Key Investor Information Document and Prospectus before making any final investment decision. The latest English version of the prospectus and the KIID can be found at www.ssga.com. A summary of investor rights can be found here: <https://www.ssga.com/library-content/products/fund-docs/summary-of-investor-rights/ssga-investors-rights-summary-template-non-etf-Lux.pdf> Note that the Management Company may decide to terminate the arrangements made for marketing and proceed with de-notification in compliance with Article 93a of Directive 2009/65/EC. This communication is directed at professional clients (this includes Eligible Counterparties as defined by the Financial Conduct Authority) who are deemed both Knowledgeable and Experienced in matters relating to investments. The products and services to which this communication relates are only available to such persons and persons of any other description (including Retail Clients) should not rely on this communication.

TER Max represents the fund's aggregate operating and management fees excluding transaction costs. Transaction costs are billed separately to the fund.

FTSE®, FT-SE® and "Footsie®" are trade marks jointly owned by the London Stock Exchange Plc and The Financial Times Limited and are used by FTSE International Limited ("FTSE") under license. "All-World", "All-Share" and "All-Small" and "FTSE4Good" are trademarks of FTSE. The FTSE indices are calculated by FTSE. FTSE does not sponsor, endorse or promote this product and is not in any way connected to it and does not accept any liability. All intellectual property rights in the index values and constituent list vests in FTSE. SSGA has obtained full license from FTSE to use such intellectual property rights in the creation of this product.

The whole or any part of this work may not be reproduced, copied or transmitted or any of its contents disclosed to third parties without SSGA's express written consent.