

S-class shares

Contact us 020 7399 0399 rutm@rathbones.com

Rathbone Enhanced Growth Portfolio

Investment objective

We aim to deliver a greater total return than the Consumer Price Index (CPI) measure of inflation +5%, after fees, over any rolling five-year period by investing with our Liquidity, Equity-type risk and Diversifiers (LED) framework. Total return means the return we receive from the value of our investments increasing (capital growth) plus the income we receive from our investments (interest and dividend payments). We use the CPI +5% as a target for our fund's return because we aim to grow your investment significantly above inflation.

We aim to deliver this return with no more volatility than that of the FTSE Developed stock market Index. As an indication, if global stock markets fall our fund value should be expected to fall by around that amount. Because we measure volatility over a five-year period, some falls may be larger or smaller over shorter periods of time. We aim to limit the amount of volatility risk our fund can take because we want our investors to understand the risk they are taking in terms of the global stock market.

Fund facts

Authorised Corporate Director (Manager)
Rathbone Unit Trust Management Limited

Depository
NatWest Trustee and Depository Services

Product Type
Single-priced, Open-Ended Investment Company (OEIC), umbrella fund

Date launched/launch Price
01 August 2011/100p (fund)
01 October 2012 (share class)

Size of fund
Mid-market: £226.59m^{††}

Share price
Acc: 226.61p

Historical distribution yield
1.10%

Total no. of holdings
95

Initial charge
None

MiFID II charges
Ongoing charges figure (OCF) as at 31.03.2022
0.65%

Transaction costs
0.12%

Total MiFID II charges
0.77%
The MiFID II charges include the ongoing charges figure (OCF) and transaction costs. PRIIPs compliant*

Minimum initial investment
£1,000

Minimum additional investments
£500

Fund codes
Sedol (Acc): B7ZPKY2
ISIN (Acc): GB00B7ZPKY25

Dealing/valuation

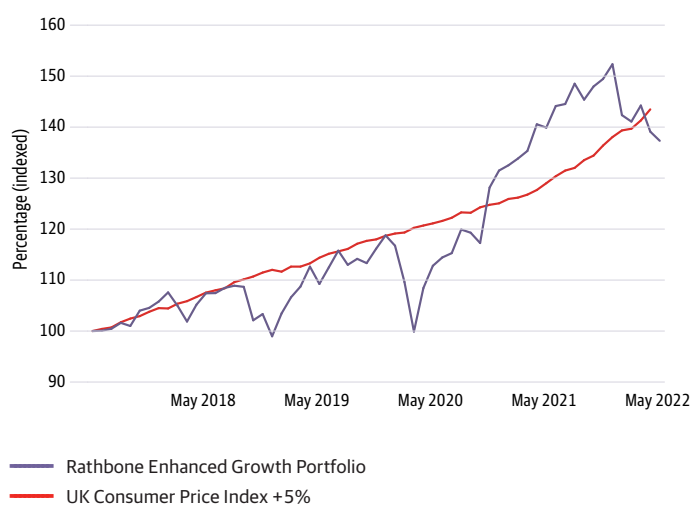
Forward daily: 9.00am-5.00pm

Valuation point: 12.00 midday

Dealing/valuation: 0330 123 3810

Information line: 020 7399 0399

Fund performance over 5 years



31 May 17 to 31 May 22, mid-mid, UK basic rate in UK Sterling, percentage change.

****Please note that the change in size of fund is as a result of the Luxembourg SICAV version of this fund converting from a master feeder structure to a directly managed fund. If you have any questions please contact your financial adviser.**

Management



David Coombs
Fund Manager, Head of Multi-Asset Investments

David heads up the team responsible for managing the Rathbone Multi-Asset Portfolios. He joined Rathbones in 2007 after spending 19 years with Baring Asset Management where he managed multi-asset funds and segregated mandates. His career began with Hambros Bank in 1984.



Will McIntosh-Whyte
Fund Manager

Will is a fund manager on the Rathbone Multi-Asset Portfolios, the offshore Luxembourg-based SICAVs as well as the Rathbone Managed Portfolio Service (MPS), working alongside David Coombs. Will joined Rathbones in 2007 having graduated from UMIST with a BSc Hons in Management and is a CFA Charterholder.

Fund ratings



S-class fund performance and volatility

| Data as at 31.05.22 | YTD | 1 year | 3 years | 5 years | Since launch |
|--|--------|--------|---------|---------|--------------|
| Rathbone Enhanced Growth Portfolio | -9.86% | -1.85% | 25.71% | 37.31% | 122.94% |
| UK Consumer Price Index +5% | 6.93% | 14.43% | 29.09% | 48.86% | 118.16% |
| Volatility as % of FTSE Developed Index* | | 90.93% | 87.72% | 86.99% | 94.68% |

| Discrete performance, to previous quarter. 12 months ending: | Mar 22 | Mar 21 | Mar 20 | Mar 19 | Mar 18 |
|--|--------|--------|--------|--------|--------|
| Rathbone Enhanced Growth Portfolio | 6.58% | 35.46% | -8.11% | 6.73% | 5.02% |
| UK Consumer Price Index +5% | 11.48% | 5.46% | 6.77% | 6.90% | 7.88% |

| Risk analysis | Max drawdown** | Sharpe ratio** | Volatility** | Turnover*** |
|------------------------------------|----------------|----------------|--------------|-------------|
| Rathbone Enhanced Growth Portfolio | -15.88 | 0.56 | 11.10% | 29.94% |
| FTSE Developed Index | -15.68 | - | 12.76% | |

Performance shown net of fees. Data using prices as at 31.05.2022. UK Consumer Price Inflation figures quoted with a one month lag. Past performance should not be seen as an indication of future performance. The value of investments and the income from them may go down as well as up and you may not get back your original investment.

Manager ratings and awards



Asset class split

Data as at 31.05.22



Distributions per share

| | Ex div | Payment | Latest distributions |
|---------|-----------|-----------|----------------------|
| Interim | 01 Apr 22 | 31 May 22 | 0.73p |
| Final | 01 Oct 21 | 30 Nov 21 | 1.46p |

Year end 30 September
Historic distributions based on Acc shares

You should know

Important information

Copies of the Prospectus, the Key Investor Information Document (KIID), the Supplementary Information Document (SID), and application forms may be obtained, free of charge, from Rathbone Unit Trust Management Limited.

The use of derivatives for investment purposes may increase the volatility of a sub-fund's net asset value and may increase its risk profile.

Emerging markets are volatile and may suffer from liquidity problems. Changes in rates of exchange between currencies may cause the value of investments to decrease or increase.

Details of tax levels and reliefs may change in the future. The value of any tax relief depends on individual circumstances. If you have doubts about your tax position, or the suitability of this investment, you should seek professional advice.

The Manager's annual fee is deducted from fund's income.

Information notes

[^]The OCF includes the charges for the underlying funds held in the product. From April 2018, the ongoing charges figure has been calculated according to PRIIPs regulations, which came into effect on 1 January 2018. Holdings are based on six monthly audited accounts. Changes to fund holdings within this period may result in higher or lower ongoing charges.

*(Targeting ≤100.00%).

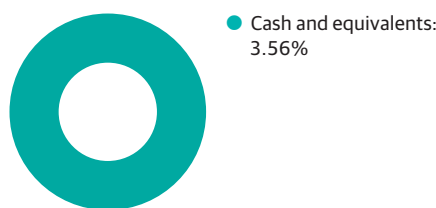
Source performance data FE fundinfo, mid to mid, net income re-invested. This is net of expenses and tax. Data using prices as at 31.05.2022. UK Consumer Price Inflation figures quoted with a one month lag. S-class shares were launched on 01 October 2012. Performance is a combination of S-class units and R-class units (where S-class was unavailable). The volatility as a percentage of the FTSE Developed Index figures are calculated using monthly data. **Volatility, Sharpe Ratio and Maximum Drawdown given on a 5 year rolling basis. Sharpe Ratio calculated using a Risk Free Rate based on SONIA. ***Turnover is calculated on a 1 year rolling basis.

Dynamic Planner® is a registered trademark of Distribution Technology.

Rathbone Unit Trust Management has achieved a Bronze Rating in the Equity – Global Blend sector by Citywire for their rolling risk-adjusted performance, across all management teams in the sector, over the period 31.01.2015-31.01.2022.

Liquidity

Currently 3.56% of total fund (range 0%-20%)




Top holdings

| Top holdings | % |
|--------------|------|
| Cash | 3.56 |

Equity-type risk

Currently 92.18% of total fund (range 70%-100%)

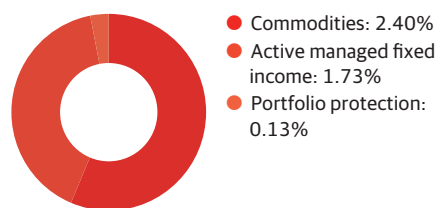


Top direct holdings

| Top direct holdings | % |
|--------------------------|------|
| Ulta Beauty | 1.38 |
| Linde | 1.36 |
| Adobe | 1.36 |
| Caterpillar | 1.32 |
| Accenture | 1.31 |
| Thermo Fisher Scientific | 1.30 |
| TotalEnergies | 1.30 |
| Rio Tinto | 1.30 |
| Schlumberger | 1.29 |
| Aptiv | 1.29 |

Diversifiers

Currently 4.26% of total fund (range 0%-20%)



Top holdings

| Top holdings | % |
|---|------|
| Societe Generale US Rates Volatility Trend Note | 1.73 |
| Invesco LGIM Commodity Composite UCITS ETF | 1.35 |
| L&G All Commodities UCITS ETF | 1.05 |
| S&P 500 Put Spread | 0.13 |

Rathbone Unit Trust Management Limited
8 Finsbury Circus, London EC2M 7AZ
Tel 020 7399 0000

Information line
020 7399 0399
rutm@rathbone.com
rathbonefunds.com

Authorised and regulated by the Financial Conduct Authority

A member of the Investment Association (IA)

A member of the Rathbones Group. Registered No. 02376568