

Unless otherwise stated, Performance, Portfolio Breakdowns and Net Asset information as at: 31-May-2022. All other data as at 09-Jun-2022.

For Investors in the UK. Investors should read the Key Investor Information Document and Prospectus prior to investing.

FUND OVERVIEW

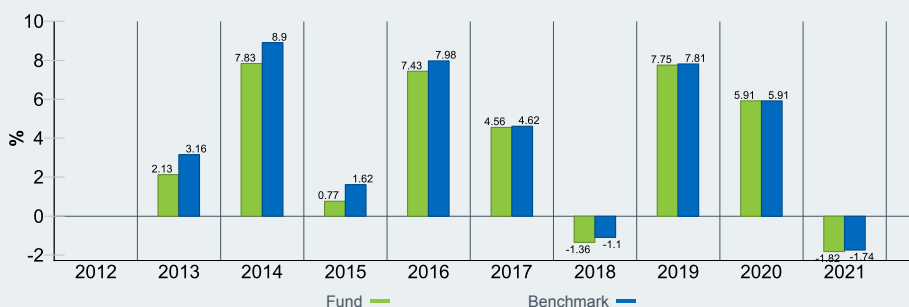
The Fund aims to provide a return on your investment (generated through an increase in the value of the assets held by the Fund and/or income received from those assets) by tracking closely the performance of a composite benchmark (i.e. a benchmark comprised of two or more other benchmarks) comprising of the Bank of America Merrill Lynch Sterling Corporate Securities 1-5 Year Index and the Bank of America Merrill Lynch Sterling Corporate Securities 5-10 Year Index, the Fund's benchmark indices. The Fund is passively managed and the investment manager has limited discretion to select the Fund's investments and in doing so may take into consideration the benchmark index. The Fund invests in fixed income securities (such as bonds) that make up the benchmark indices and, at the time of purchase, comply with the credit rating requirements of the benchmark indices. The benchmark indices measure the performance of Sterling denominated fixed income securities publicly issued by companies in the Eurobond or United Kingdom markets. The fixed income securities will pay income according to a fixed rate of interest and will be investment grade (i.e. meet a specified level of credit worthiness) at the time of inclusion in the benchmark indices. They will have a time to maturity (i.e. the time they become due for repayment) of between 1 and 10 years.

GROWTH OF HYPOTHETICAL 10,000



Unit Class performance displayed in British Pound. Source: BlackRock. Performance is shown on a bid to bid price basis, with net income reinvested, net of fees. Past performance is not a reliable indicator of current or future performance.

12 MONTH PERFORMANCE PERIODS



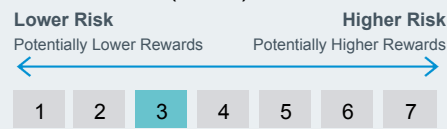
The figures shown relate to past performance. Past performance is not a reliable indicator of current or future results and should not be the sole factor of consideration when selecting a product or strategy. Unit Class performance is calculated using bid prices, with income reinvested, in British Pound, net of fees. Source: BlackRock.

Key Risks: The value of your investment and the income from it will vary and your initial investment amount is not guaranteed. Overseas investments will be affected by movements in currency exchange rates. Two main risks related to fixed income investing are interest rate risk and credit risk. Typically, when interest rates rise, there is a corresponding decline in the market value of bonds.

(Continued on page 2)

Capital at risk. All financial investments involve an element of risk. Therefore, the value of your investment and the income from it will vary and your initial investment amount cannot be guaranteed.

SYNTHETIC RISK & REWARD INDICATOR (SRRI)



KEY FACTS


Asset Class	Index Trackers
Morningstar Category	GBP Corporate Bond
Fund Launch Date	21-Jun-2010
Unit Class Launch Date	29-Jun-2012
Fund Base Currency	GBP
Share Class Currency	GBP
Total Fund Size (M)	836.58 GBP
Benchmark	ICE BofAML Sterling 1-10 Yr Cust. Index
Domicile	United Kingdom
Fund Type	UCITS
ISIN	GB00B84DT147
Bloomberg Ticker	BRC10DA
Distribution Type	None
Minimum Initial Investment	100,000 GBP

TOP HOLDINGS (%)

BANK OF AMERICA CORP MTN RegS 7 07/31/2028	0.82
BP CAPITAL MARKETS PLC RegS 4.25 12/31/2049	0.68
LLOYDS BANKING GROUP PLC RegS 2.707 12/03/2035	0.62
GOLDMAN SACHS GROUP INC/THE MTN RegS 3.125 07/25/2029	0.59
HSBC HOLDINGS PLC 3 07/22/2028	0.59
KONINKLIJKE KPN NV MTN RegS 5.75 09/17/2029	0.56
EQUINOR ASA MTN RegS 6.875 03/11/2031	0.54
EON INTERNATIONAL FINANCE BV MTN RegS 6.25 06/03/2030	0.53
COOPERATIEVE CENTRALE RAIFFEISEN-B MTN RegS 4.625 05/23/2029	0.52
HSBC HOLDINGS PLC RegS 2.625 08/16/2028	0.50
Total of Portfolio	5.95

Holdings subject to change

RATINGS



Key Risks Continued: Credit risk refers to the possibility that the issuer of the bond will not be able to repay the principal and make interest payments. The Fund invests in fixed interest securities issued by companies. There is a risk of default where the issuing company may not pay income or repay capital to the Fund when due. The Fund's investments may have low liquidity, which often causes the value of these investments to be less predictable. In extreme cases the Fund may not be able to realise the investment at the latest market price or at a price considered fair.

SECTOR BREAKDOWN (%)

	Fund	Benchmark	Active
Financial Institutions	53.59	53.77	-0.18
Industrial	30.30	30.17	0.13
Utility	12.15	12.06	0.09
Agency	3.76	3.79	-0.03
Local Authority	0.22	0.21	0.01
Cash and/or Derivatives	-0.01	0.00	-0.01

Negative weightings may result from specific circumstances (including timing differences between trade and settlement dates of securities purchased by the funds) and/or the use of certain financial instruments, including derivatives, which may be used to gain or reduce market exposure and/or risk management. Allocations are subject to change.

PORTFOLIO CHARACTERISTICS

Effective Duration (years)	4.93
Nominal Weighted Average Life (WAL)	5.66 yrs
Yield to Worst (%)	3.61
3 Year Tracking Error	0.67

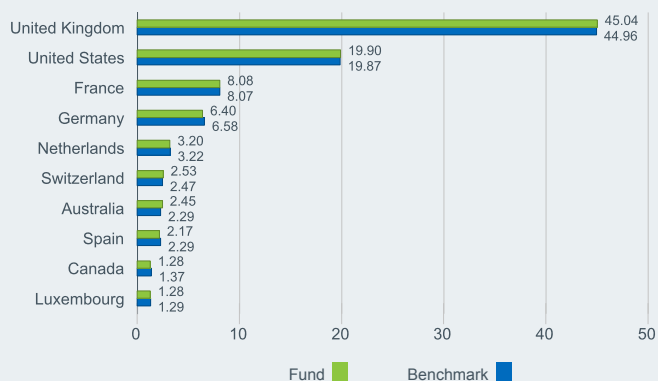
FEES AND CHARGES

Max Initial Charge	0.00%
Exit Fee	0.00%
Ongoing Charge	0.16%
Performance Fee	0.00%

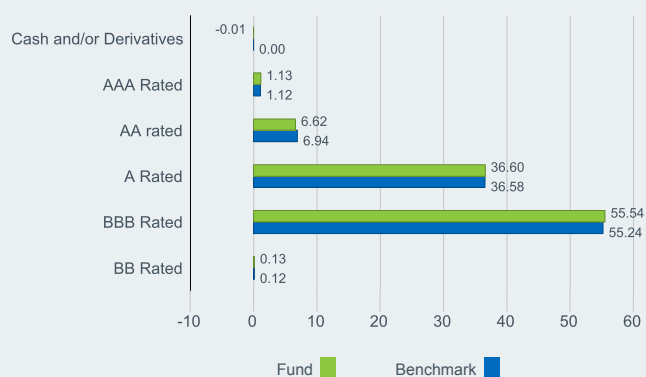
DEALING INFORMATION

Settlement	Trade Date + 3 days
Dealing Frequency	Daily, forward pricing basis

GEOGRAPHIC BREAKDOWN (%)



CREDIT RATINGS (%)



0800 44 55 22

enquiry@ukclientservices.blackrock.com

blackrock.co.uk

IMPORTANT INFORMATION:

This document is marketing material. The (names of sub funds) are sub-funds of BlackRock Collective Investment Funds (BCIF). The Fund is organised under the laws of Ireland and authorised by the Central Bank of Ireland as UCITS for the purposes of the UCITS Regulations. Investment in the sub-fund(s) is only open to 'Qualified Holders', as defined in the relevant Fund Prospectus. Subscriptions in the Fund are valid only if made on the basis of the current Prospectus, the most recent financial reports and the Key Investor Information Document, which are available in registered jurisdictions and available in local language where registered can be found at www.blackrock.com on the relevant product pages. Investors should understand all characteristics of the funds objective before investing. Prospectuses, Key Investor Information Documents and application forms may not be available to investors in certain jurisdictions where the Fund in question has not been authorised. BlackRock may terminate marketing at any time. For information on investor rights and how to raise complaints please go to <https://www.blackrock.com/corporate/compliance/investor-right> available in in local language in registered jurisdictions. If, after reading this factsheet, you have any questions or would like any additional information please contact your financial adviser or speak to our Investor Services Team on 0800 445522.

Issued by BlackRock Investment Management (UK) Limited (authorised and regulated by the Financial Conduct Authority). Registered office: 12 Throgmorton Avenue, London, EC2N 2DL. Registered in England No. 2020394. Tel: 020 7743 3000. For your protection, telephone calls are usually recorded. BlackRock is a trading name of BlackRock Investment Management (UK) Limited.

© Current year BlackRock, Inc. All Rights reserved. BLACKROCK, BLACKROCK SOLUTIONS, iSHARES, SO WHAT DO I DO WITH MY MONEY, INVESTING FOR A NEW WORLD, and BUILT FOR THESE TIMES are registered and unregistered trademarks of BlackRock, Inc. or its subsidiaries in the United States and elsewhere. All other trademarks are those of their respective owners.

© Current year Morningstar. All Rights Reserved. The information, data, analyses, and opinions contained herein (1) include the proprietary information of Morningstar, (2) may not be copied or redistributed, (3) do not constitute investment advice offered by Morningstar, (4) are provided solely for informational purposes and therefore are not an offer to buy or sell a security, and (5) are not warranted to be correct, complete, or accurate. Morningstar shall not be responsible for any trading decisions, damages, or other losses resulting from, or related to, this information, data, analyses, or opinions or their use. The Morningstar Analyst Rating™ is subjective in nature and reflects Morningstar's current expectations of future events/behaviour as they relate to a particular fund. Because such events/behaviour may turn out to be different than expected, Morningstar does not guarantee that a fund will perform in line with its Morningstar Analyst Rating. Likewise, the Morningstar Analyst Rating should not be seen as any sort of guarantee or assessment of the creditworthiness of a fund or of its underlying securities and should not be used as the sole basis for making any investment decision.

BLACKROCK®

GLOSSARY

Effective Duration: A measure of price sensitivity of a bond to changes in interest rates. The Modified Duration of the fund is calculated as the average of the underlying bonds' modified duration values, adjusted to take account of their relative weight (size) within the fund.

Ongoing Charge: is a figure representing all annual charges and other payments taken from the fund.

Quartile Rank: categorises a fund into four equal bands based on their performance over a specified period within the relevant Morningstar's sector. The top or first quartile contains the top 25% of funds, through to the bottom or 4th quartile which contains the bottom 25% of funds.

SRRI: is a value based on the volatility of the fund, which gives an indication of the overall risk and reward profile of the Fund.

Nominal Weighted Average Life (WAL): A bond's maturity is the length of time until the principal amount of the bond is to be repaid. WAL of the fund is calculated as the average of the underlying bonds' maturities, adjusted to take account of their relative weight (size) within the fund.

Yield To Worst: The lowest potential yield that can be received on a bond without the issuer actually defaulting. The yield to worst is calculated by making worst-case scenario assumptions on the issue by calculating the returns that would be received if provisions are used by the issuer.

3 Year Tracking Error: A divergence between the price behavior of a position or a portfolio and the price behavior of a benchmark.

Performance Fee: is charged on any returns that, subject to a High Water Mark, the Fund achieves above its performance fee benchmark. Please refer to the Prospectus for further information.

SUSTAINABILITY CHARACTERISTICS

Sustainability Characteristics can help investors integrate non-financial, sustainability considerations into their investment process. These metrics enable investors to evaluate funds based on their environmental, social, and governance (ESG) risks and opportunities. This analysis can provide insight into the effective management and long-term financial prospects of a fund.

The metrics below have been provided for transparency and informational purposes only. The existence of an ESG rating is not indicative of how or whether ESG factors will be integrated into a fund. The metrics are based on MSCI ESG Fund Ratings and, unless otherwise stated in fund documentation and included within a fund's investment objective, do not change a fund's investment objective or constrain the fund's investable universe, and there is no indication that an ESG or Impact focused investment strategy or exclusionary screens will be adopted by a fund. For more information regarding a fund's investment strategy, please see the fund's prospectus.

MSCI ESG Fund Rating (AAA-CCC)	AAA	MSCI ESG Quality Score (0-10)	9.73
MSCI ESG Quality Score - Peer Percentile	95.89%	MSCI ESG % Coverage	95.73%
Fund Lipper Global Classification	Bond GBP Corporates	MSCI Weighted Average Carbon Intensity (Tons CO2E/\$M SALES)	106.13
Funds in Peer Group	414		

All data is from MSCI ESG Fund Ratings as of **06-May-2022**, based on holdings as of **30-Nov-2021**. As such, the fund's sustainable characteristics may differ from MSCI ESG Fund Ratings from time to time.

To be included in MSCI ESG Fund Ratings, 65% of the fund's gross weight must come from securities covered by MSCI ESG Research (certain cash positions and other asset types deemed not relevant for ESG analysis by MSCI are removed prior to calculating a fund's gross weight; the absolute values of short positions are included but treated as uncovered), the fund's holdings date must be less than one year old, and the fund must have at least ten securities. For newly launched funds, sustainability characteristics are typically available 6 months after launch.

ESG GLOSSARY:

MSCI ESG Fund Rating (AAA-CCC): The MSCI ESG Rating is calculated as a direct mapping of ESG Quality Scores to letter rating categories (e.g. AAA = 8.6-10). The ESG Ratings range from leader (AAA, AA), average (A, BBB, BB) to laggard (B, CCC).

MSCI ESG Quality Score - Peer Percentile: The fund's ESG Percentile compared to its Lipper peer group.

Fund Lipper Global Classification: The fund peer group as defined by the Lipper Global Classification.

Funds in Peer Group: The number of funds from the relevant Lipper Global Classification peer group that are also in ESG coverage.

MSCI ESG Quality Score (0-10): The MSCI ESG Quality Score (0 - 10) for funds is calculated using the weighted average of the ESG scores of fund holdings. The Score also considers ESG Rating trend of holdings and the fund exposure to holdings in the laggard category. MSCI rates underlying holdings according to their exposure to industry specific ESG risks and their ability to manage those risks relative to peers.

MSCI ESG % Coverage: Percentage of a fund's holdings that have MSCI ESG ratings data.

MSCI Weighted Average Carbon Intensity (Tons CO2E/\$M SALES): Measures a fund's exposure to carbon intensive companies. This figure represents the estimated greenhouse gas emissions per \$1 million in sales across the fund's holdings. This allows for comparisons between funds of different sizes.

IMPORTANT INFORMATION:

Certain information contained herein (the "Information") has been provided by MSCI ESG Research LLC, a RIA under the Investment Advisers Act of 1940, and may include data from its affiliates (including MSCI Inc. and its subsidiaries ("MSCI")), or third party suppliers (each an "Information Provider"), and it may not be reproduced or disseminated in whole or in part without prior written permission. The Information has not been submitted to, nor received approval from, the US SEC or any other regulatory body. The Information may not be used to create any derivative works, or in connection with, nor does it constitute, an offer to buy or sell, or a promotion or recommendation of, any security, financial instrument or product or trading strategy, nor should it be taken as an indication or guarantee of any future performance, analysis, forecast or prediction. Some funds may be based on or linked to MSCI indexes, and MSCI may be compensated based on the fund's assets under management or other measures. MSCI has established an information barrier between equity index research and certain Information. None of the Information in and of itself can be used to determine which securities to buy or sell or when to buy or sell them. The Information is provided "as is" and the user of the Information assumes the entire risk of any use it may make or permit to be made of the Information. Neither MSCI ESG Research nor any Information Party makes any representations or express or implied warranties (which are expressly disclaimed), nor shall they incur liability for any errors or omissions in the Information, or for any damages related thereto. The foregoing shall not exclude or limit any liability that may not by applicable law be excluded or limited.