

BlackRock European Dynamic Fund Class FD ACCU GBP

MAY 2022 FACTSHEET

Unless otherwise stated, Performance, Portfolio Breakdowns and Net Asset information as at: 31-May-2022. All other data as at 09-Jun-2022.

For Investors in the UK. Investors should read the Key Investor Information Document and Prospectus prior to investing.

FUND OVERVIEW

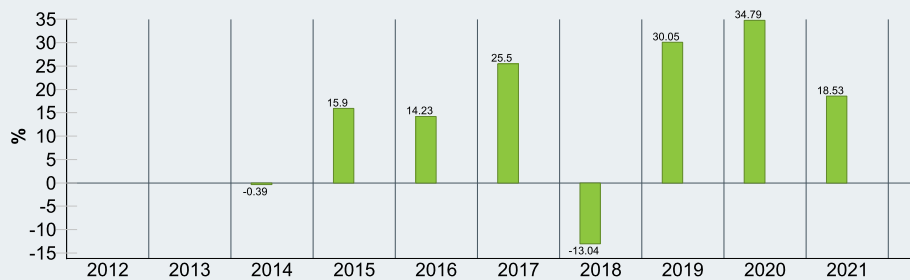
The Fund aims to provide a return on your investment (generated through an increase in the value of the assets held by the Fund) over the long term (5 or more consecutive years beginning at the point of investment). The Fund invests at least 70% of its total assets in the equity securities (e.g. shares) of companies incorporated or listed in Europe, but excluding the United Kingdom. Depending on market conditions, the Fund will invest in equity securities of companies that are, in the investment adviser's opinion, undervalued (i.e. their share price does not reflect their underlying worth) or have good growth potential.

GROWTH OF HYPOTHETICAL 10,000 GBP



Unit Class performance displayed in British Pound. Source: BlackRock. Performance is shown on a bid to bid price basis, with net income reinvested, net of fees. **Past performance is not a reliable indicator of current or future performance.**

12 MONTH PERFORMANCE PERIODS

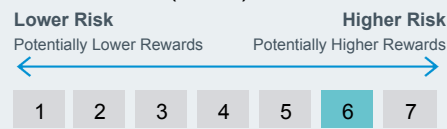


Share Class performance is calculated on a Net Asset Value (NAV) basis, with income reinvested, in British Pound, net of fees. Benchmark performance displayed in GBP.

Key Risks: The fund invests a large portion of assets which are denominated in other currencies; hence changes in the relevant exchange rate will affect the value of the investment. The fund may invest in smaller company shares which can be more unpredictable and less liquid than those of larger company shares.

Capital at risk. All financial investments involve an element of risk. Therefore, the value of your investment and the income from it will vary and your initial investment amount cannot be guaranteed.

SYNTHETIC RISK & REWARD INDICATOR (SRRI)



KEY FACTS

Asset Class	Equity
I/A Sector	Europe Excluding UK
Morningstar Category	Europe ex-UK Equity
Fund Launch Date	01-Mar-2002
Unit Class Launch Date	07-Nov-2013
Fund Base Currency	GBP
Share Class Currency	GBP
Total Fund Size (M)	4,582.91 GBP
Domicile	United Kingdom
Fund Type	UCITS
ISIN	GB00BCZRNN30
Bloomberg Ticker	BREDFDA
Distribution Type	None
Minimum Initial Investment	100,000 GBP

PORTFOLIO MANAGER(S)

Giles Rothbarth

TOP HOLDINGS (%)

NOVO NORDISK A/S	6.88
ASML HOLDING NV	5.70
LONZA GROUP AG	5.69
LVMH MOET HENNESSY LOUIS VUITTON SE	5.40
TOTALENERGIES SE	5.07
DSV A/S	4.54
NESTLE SA	4.25
LINDE PLC	4.07
TELEPERFORMANCE	3.85
SIKA AG	3.04
Total of Portfolio	48.49

Holdings subject to change

RATINGS



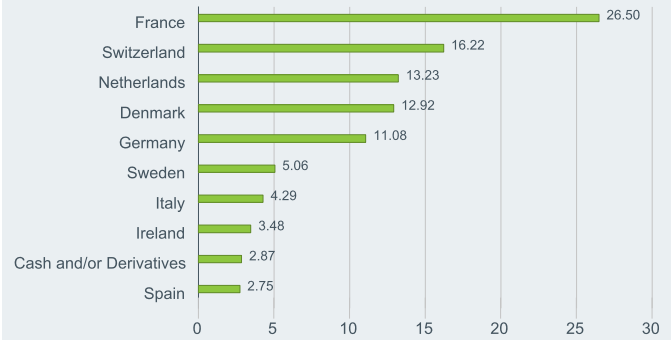
FEES AND CHARGES

Max Initial Charge	5.00%
Exit Fee	0.00%
Ongoing Charge	0.91%
Performance Fee	0.00%

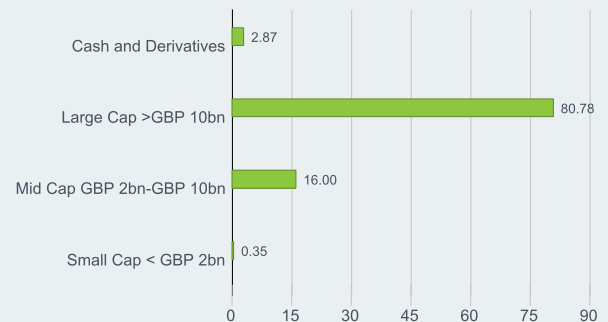
DEALING INFORMATION

Settlement	Trade Date + 3 days
Dealing Frequency	Daily, forward pricing basis

GEOGRAPHIC BREAKDOWN (%)



MARKET CAPITALISATION (%)



GLOSSARY

Ongoing Charge: is a figure representing all annual charges and other payments taken from the fund.

Quartile Rank: categorises a fund into four equal bands based on their performance over a specified period within the relevant Morningstar's sector. The top or first quartile contains the top 25% of funds, through to the bottom or 4th quartile which contains the bottom 25% of funds.

SRRI: is a value based on the volatility of the fund, which gives an indication of the overall risk and reward profile of the Fund.

Performance Fee: is charged on any returns that, subject to a High Water Mark, the Fund achieves above its performance fee benchmark. Please refer to the Prospectus for further information.

 0800 44 55 22

 enquiry@ukclientservices.blackrock.com

 blackrock.co.uk

IMPORTANT INFORMATION:

"This document is marketing material. BlackRock have not considered the suitability of this investment against your individual needs and risk tolerance. To ensure you understand whether our product is suitable, please read the Key Investor Information Document. Any decision to invest must be based solely on the information contained in the Company's Prospectus, Key Investor Information Document and the latest half-yearly report and unaudited accounts and/or annual report and audited accounts. Subscriptions in the Fund are valid only if made on the basis of the current Prospectus, the most recent financial reports and the Key Investor Information Document, which are available in registered jurisdictions and available in local language where registered can be found at www.blackrock.com on the relevant product pages. Investors should understand all characteristics of the funds objective before investing. Prospectuses, Key Investor Information Documents and application forms may not be available to investors in certain jurisdictions where the Fund in question has not been authorised. BlackRock may terminate marketing at any time. For information on investor rights and how to raise complaints please go to <https://www.blackrock.com/corporate/compliance/investor-right> available in local language in registered jurisdictions. Investors should read the fund specific risks in the Key Investor Information Document and the Company's Prospectus. We strongly recommend you seek independent professional advice prior to investing. If, after reading this factsheet, you have any questions or would like any additional information please contact your financial adviser or speak to our Investor Services Team on 0800 445522.

Issued by BlackRock Investment Management (UK) Limited (authorised and regulated by the Financial Conduct Authority). Registered office: 12 Throgmorton Avenue, London, EC2N 2DL. Registered in England No. 2020394. Tel: 020 7743 3000. For your protection, telephone calls are usually recorded. BlackRock is a trading name of BlackRock Investment Management (UK) Limited. © 2022 BlackRock, Inc. All Rights reserved. BLACKROCK, BLACKROCK SOLUTIONS, iSHARES, SO WHAT DO I DO WITH MY MONEY, INVESTING FOR A NEWWORLD, and BUILT FOR THESE TIMES are registered and unregistered trademarks of BlackRock, Inc. or its subsidiaries in the United States and elsewhere. All other trademarks are those of their respective owners.

SUSTAINABILITY CHARACTERISTICS

Sustainability Characteristics can help investors integrate non-financial, sustainability considerations into their investment process. These metrics enable investors to evaluate funds based on their environmental, social, and governance (ESG) risks and opportunities. This analysis can provide insight into the effective management and long-term financial prospects of a fund.

The metrics below have been provided for transparency and informational purposes only. The existence of an ESG rating is not indicative of how or whether ESG factors will be integrated into a fund. The metrics are based on MSCI ESG Fund Ratings and, unless otherwise stated in fund documentation and included within a fund's investment objective, do not change a fund's investment objective or constrain the fund's investable universe, and there is no indication that an ESG or Impact focused investment strategy or exclusionary screens will be adopted by a fund. For more information regarding a fund's investment strategy, please see the fund's prospectus.

MSCI ESG Fund Rating (AAA-CCC)	AAA	MSCI ESG Quality Score (0-10)	8.67
MSCI ESG Quality Score - Peer Percentile	31.05%	MSCI ESG % Coverage	97.49%
Fund Lipper Global Classification	Equity Europe ex UK	MSCI Weighted Average Carbon Intensity (Tons CO2E/\$M SALES)	60.45
Funds in Peer Group	438		

All data is from MSCI ESG Fund Ratings as of **06-May-2022**, based on holdings as of **30-Nov-2021**. As such, the fund's sustainable characteristics may differ from MSCI ESG Fund Ratings from time to time.

To be included in MSCI ESG Fund Ratings, 65% of the fund's gross weight must come from securities covered by MSCI ESG Research (certain cash positions and other asset types deemed not relevant for ESG analysis by MSCI are removed prior to calculating a fund's gross weight; the absolute values of short positions are included but treated as uncovered), the fund's holdings date must be less than one year old, and the fund must have at least ten securities. For newly launched funds, sustainability characteristics are typically available 6 months after launch.

ESG GLOSSARY:

MSCI ESG Fund Rating (AAA-CCC): The MSCI ESG Rating is calculated as a direct mapping of ESG Quality Scores to letter rating categories (e.g. AAA = 8.6-10). The ESG Ratings range from leader (AAA, AA), average (A, BBB, BB) to laggard (B, CCC).

MSCI ESG Quality Score - Peer Percentile: The fund's ESG Percentile compared to its Lipper peer group.

Fund Lipper Global Classification: The fund peer group as defined by the Lipper Global Classification.

Funds in Peer Group: The number of funds from the relevant Lipper Global Classification peer group that are also in ESG coverage.

MSCI ESG Quality Score (0-10): The MSCI ESG Quality Score (0 - 10) for funds is calculated using the weighted average of the ESG scores of fund holdings. The Score also considers ESG Rating trend of holdings and the fund exposure to holdings in the laggard category. MSCI rates underlying holdings according to their exposure to industry specific ESG risks and their ability to manage those risks relative to peers.

MSCI ESG % Coverage: Percentage of a fund's holdings that have MSCI ESG ratings data.

MSCI Weighted Average Carbon Intensity (Tons CO2E/\$M SALES): Measures a fund's exposure to carbon intensive companies. This figure represents the estimated greenhouse gas emissions per \$1 million in sales across the fund's holdings. This allows for comparisons between funds of different sizes.

IMPORTANT INFORMATION:

Certain information contained herein (the "Information") has been provided by MSCI ESG Research LLC, a RIA under the Investment Advisers Act of 1940, and may include data from its affiliates (including MSCI Inc. and its subsidiaries ("MSCI")), or third party suppliers (each an "Information Provider"), and it may not be reproduced or disseminated in whole or in part without prior written permission. The Information has not been submitted to, nor received approval from, the US SEC or any other regulatory body. The Information may not be used to create any derivative works, or in connection with, nor does it constitute, an offer to buy or sell, or a promotion or recommendation of, any security, financial instrument or product or trading strategy, nor should it be taken as an indication or guarantee of any future performance, analysis, forecast or prediction. Some funds may be based on or linked to MSCI indexes, and MSCI may be compensated based on the fund's assets under management or other measures. MSCI has established an information barrier between equity index research and certain Information. None of the Information in and of itself can be used to determine which securities to buy or sell or when to buy or sell them. The Information is provided "as is" and the user of the Information assumes the entire risk of any use it may make or permit to be made of the Information. Neither MSCI ESG Research nor any Information Party makes any representations or express or implied warranties (which are expressly disclaimed), nor shall they incur liability for any errors or omissions in the Information, or for any damages related thereto. The foregoing shall not exclude or limit any liability that may not by applicable law be excluded or limited.