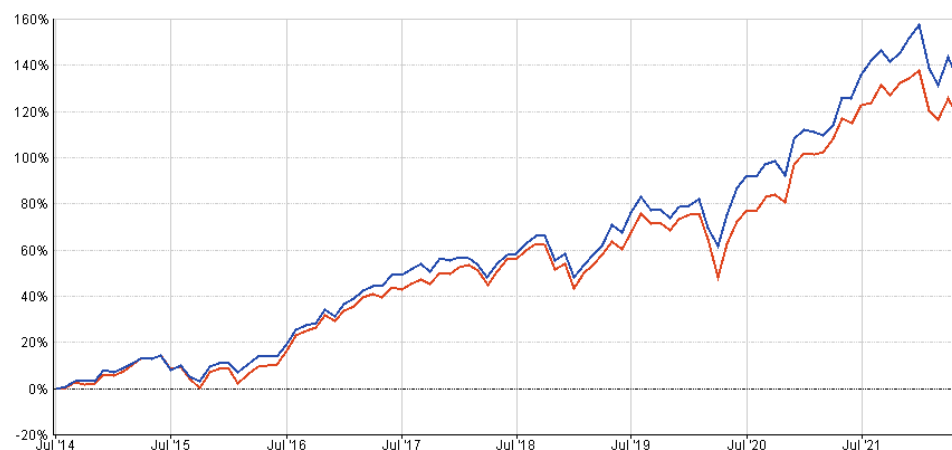


May 2022

The Authorised Fund Manager of the Fund is:
Smith & Williamson Fund Administration Limited

Performance (B Shares) v. Comparator Benchmarks



Source: FE Analytics. Total Return Bid-Bid line chart (from 01 July 2014 to 29 April 2022) from UK IA universe. The IA Global Sector TR has been chosen as a comparator benchmark to give an indication of the fund's performance relative to similar funds in the global equity sector.

— Esk Global Equity Fund B Inc TR
— IA Global TR

Performance Summary (%)

| | 3m | 1yr | 3yr | 5yr |
|---|-------|------|-------|-------|
| SVS Church House Esk Global Equity B Inc TR | -1.64 | 3.85 | 37.51 | 62.9 |
| Sector: IA Global TR | -0.94 | 0.62 | 33.28 | 56.56 |

Source: FE Analytics. Total Return (net of fees) Bid-Bid month end (29 April 2022) performance table from UK Investment Association universe.

Calendar Year Total Returns (%)

| | YTD | 2021 | 2020 | 2019 | 2018 |
|---|------|-------|-------|-------|-------|
| SVS Church House Esk Global Equity B Inc TR | -8.9 | 21.43 | 18.59 | 20.55 | -5.33 |

Source: FE Analytics. Total Return Bid-Bid discrete calendar performance table, of SVS Church House Esk Global Equity Fund (B Inc) from UK Investment Association universe.

Top Ten Holdings (%)

| | | | |
|-------------------|------|------------------|------|
| Microsoft Corp | 4.5% | Amazon | 3.1% |
| Alphabet Inc | 3.9% | Roche Holding AG | 3.0% |
| Johnson & Johnson | 3.5% | Mastercard Inc | 3.0% |
| Apple Inc | 3.3% | Nestle | 2.9% |
| LVMH | 3.1% | Stryker Corp | 2.9% |

33.1% of Portfolio
Total Number of Holdings: 47

Fund Managers



James Mahon

Rory Campbell
-Lamerton

Objective and Policy

Long-term capital growth from an actively managed portfolio of international equities. The focus of the Fund is on larger capitalisation companies (market capitalisation in excess of \$5 billion) listed on recognised exchanges in developed markets. No specific geographic limitations are imposed, but a 15% maximum is applied to UK companies.

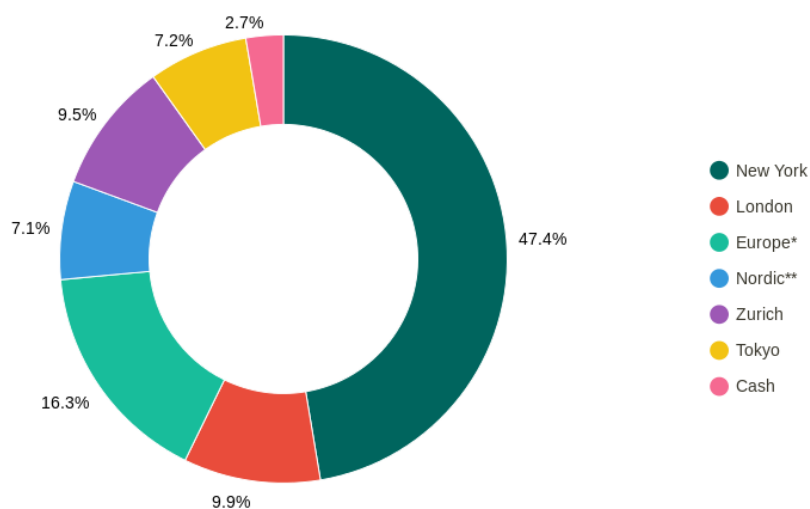
Key Information

| | |
|-----------------------|---|
| A Share Class | Management fee 1.25% OCF 1.31% Min Investment £50,000 |
| SEDOL Code (A Shares) | Inc: 0506832 Acc: BNFX4L3 |
| ISIN Code (A Shares) | Inc: GB0005068324 Acc: GB00BNFX4L36 |
| B Share Class | Management fee 0.875% OCF 0.93% |
| SEDOL Code (B Shares) | Inc: BNBNRG3 Acc: BNBNRH4 |
| ISIN Code (B Shares) | Inc: GB00BNBNRG34 Acc: GB00BNBNRH41 |
| Bid Price | 390.6p (B Inc) |
| Sector | Global |
| Trust Type | Authorised Unit Trust/ UCITS |
| Launch Date | November 1996 |
| Dividend Payment | May & November |
| Yield | 0.62% (B Inc) |
| Fund Value | £63.1m |

All prices and data in the factsheet are as at 29 April 2022. All fund performance data is based on the B Inc shares and shown after the deduction of fees and charges. Yield data refers to the past 12 months and is based on a bid-basis. Ongoing Charges Figure (OCF) based on estimates as at 22/10/2021.

May 2022

Disposition

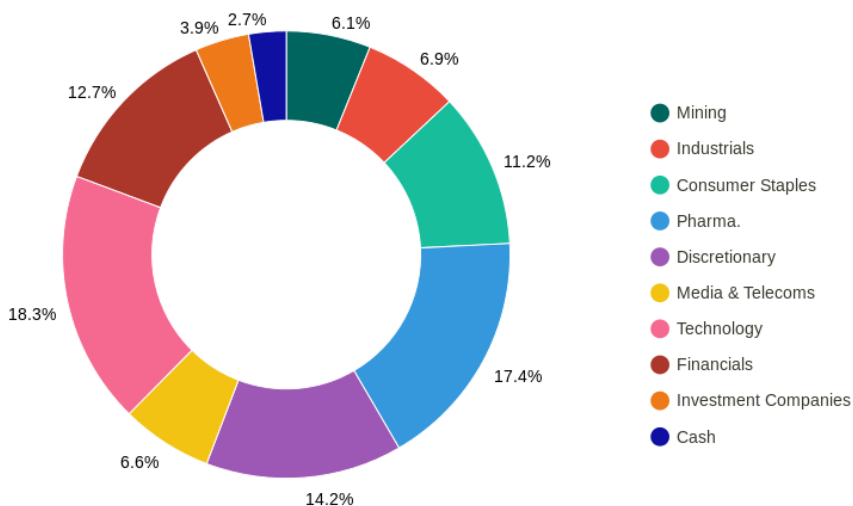


Source: Church House

*Amsterdam, Paris, Milan

**Copenhagen, Stockholm

Sector Allocations



Source: Church House

**For more information
about this fund please
contact us:**

Sam Liddle

Sales Director

T 0207 534 9879

E s.liddle@church-house.co.uk

London Office

50 Grosvenor Street, Mayfair, London
W1K 3HW, United Kingdom

T 0207 534 9870

E enquiries@church-house.co.uk

Dorset Office

York House, 6 Coldharbour
Sherborne, DT9 4JW, United Kingdom

T 01935 382 620

E enquiries@church-house.co.uk

Investment Risk

Please note that the value of an investment in this fund and the income from it may go down as well as up and you may not get back your original investment. You should also be aware that past performance may not be a reliable guide to future performance.

Important Information

This is a financial promotion for Professional Clients and/or distributors only. This is not intended as investment advice. You should read the Prospectus and the Key Investor Information Document (KIID for each fund in which you want to invest. The Prospectus and KIID can be found at www.ch-investments.co.uk. All information prepared within has been prepared by Church House Investments Limited, York House, Sherborne, DT9 4JW. Authorised and regulated by the Financial Conduct Authority. This document should not be published in hard copy, electronic form, via the web or in any other medium accessible to the public unless authorised by Church House Investments to do so. No warranty is given as to the accuracy or completeness of this information and no liability is accepted for errors or omissions in such information. This document may not be used for the purpose of an offer or solicitation in any jurisdiction or in any circumstances in which such an offer or solicitation is unlawful or unauthorised. To help us continually improve our service, and in the interest of security, we may monitor and/or record your telephone calls with us.