



# Artemis US Select Fund

## Class I accumulation shares, GBP hedged

MARKETING COMMUNICATION

196.20p  
price at 31 May 2022

0.850%  
ongoing charge

June 2022 (data as of 31 May 2022)

## OBJECTIVE AND INVESTMENT POLICY

### Objective

To grow capital over a five year period.

### Investment policy

#### What the fund invests in

- 80% to 100% in company shares.
- Up to 20% in bonds, cash and near cash, other transferable securities, other funds (up to 10%) managed by Artemis and third party funds, and money market instruments.

#### Use of derivatives

The fund may use derivatives for efficient portfolio management purposes to:

- reduce risk
- manage the fund efficiently.

#### Where the fund invests

- United States of America, including companies in other countries that are headquartered or have a significant part of their activities in the USA.

#### Industries the fund invests in

- Any

#### Other limitations specific to this fund

- None

### Investment strategy

- The fund is actively managed.
- The manager uses multiple sources of information, both to generate ideas and to assist in validating and testing candidate companies for investment. This is complemented by techniques such as data mining (examining large databases of information) and financial analysis.
- External research is also used in order to tap into knowledge already available and to look for different views.
- The manager carries out a significant amount of analysis of wider economic trends to understand cyclical and long-term trends and the outlook.

### Benchmarks

- S&P 500 TR  
A widely-used indicator of the performance of 500 large publicly-traded US companies, some of which the fund invests in. It acts as a 'comparator benchmark' against which the fund's performance can be compared. Management of the fund is not restricted by this benchmark.
- IA North America NR  
A group of other asset managers' funds that invest in similar asset types as this fund, collated by the Investment Association. It acts as a 'comparator benchmark' against which the fund's performance can be compared. Management of the fund is not restricted by this benchmark.

For the latest fund and market commentaries, visit [artemisfunds.com/insights](https://www.artemisfunds.com/insights)



## THE FUND'S APPROACH TO RESPONSIBLE INVESTING



Source: Artemis as at 31 March 2022.  
Visit [www.artemisfunds.com/responsible-investing](https://www.artemisfunds.com/responsible-investing) for more details about our responsible investing stamps and how our funds are assessed.

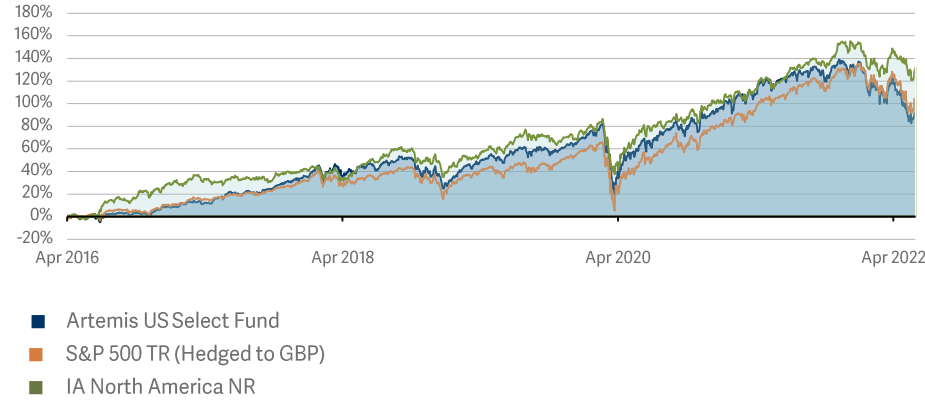
# PERFORMANCE

Past performance is not a guide to the future

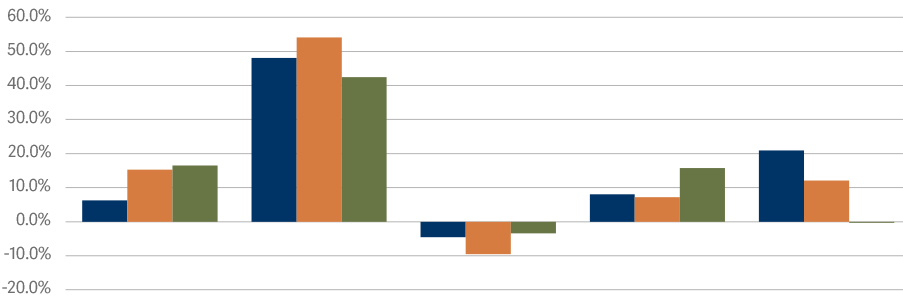
## CUMULATIVE PERFORMANCE

	Since launch	5 yrs	3 yrs	1 yr	6 mo	3 mo	1 mo
Artemis US Select Fund	96.2%	63.6%	32.9%	-11.0%	-14.5%	-6.4%	-2.1%
S&P 500 TR (Hedged to GBP)	103.1%	71.8%	50.9%	-1.1%	-9.4%	-5.6%	0.2%
IA North America NR	131.7%	75.0%	47.2%	6.0%	-7.2%	-0.4%	-2.6%

## PERCENTAGE GROWTH

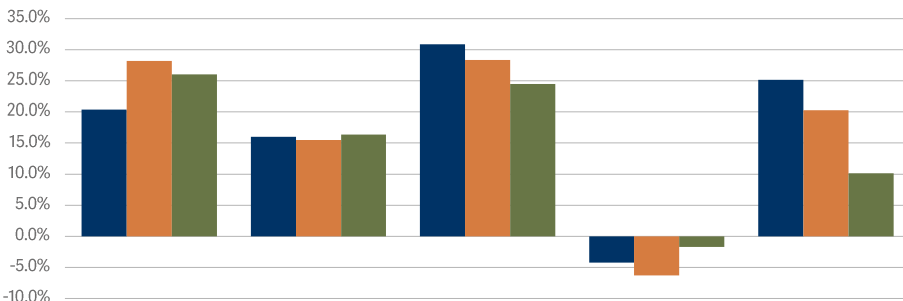


## 12 MONTHS TO 31 MARCH



	2022	2021	2020	2019	2018
Artemis US Select Fund	6.2%	48.1%	-4.6%	8.1%	20.9%
S&P 500 TR (Hedged to GBP)	15.2%	54.1%	-9.5%	7.2%	12.0%
IA North America NR	16.5%	42.4%	-3.4%	15.7%	-0.3%

## 12 MONTHS TO 31 DECEMBER

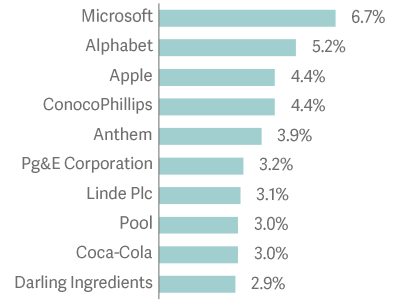


	2021	2020	2019	2018	2017
Artemis US Select Fund	20.4%	16.0%	30.9%	-4.3%	25.1%
S&P 500 TR (Hedged to GBP)	28.2%	15.5%	28.4%	-6.3%	20.3%
IA North America NR	26.1%	16.4%	24.5%	-1.7%	10.1%

Source: Lipper Limited from 1 April 2016 to 31 May 2022. All figures show total returns with dividends and/or income reinvested, net of all charges. Performance does not take account of any costs incurred when investors buy or sell the fund. Returns may vary as a result of currency fluctuations if the investor's currency is different to that of the class. This class may have charges or a hedging approach different from those in the IA sector benchmark.

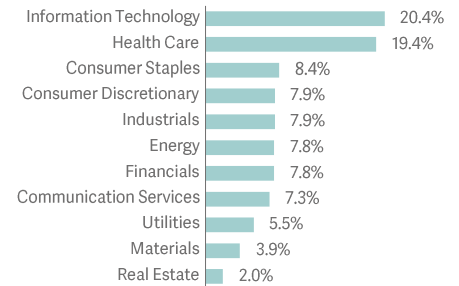
# COMPOSITION

## TOP 10 HOLDINGS



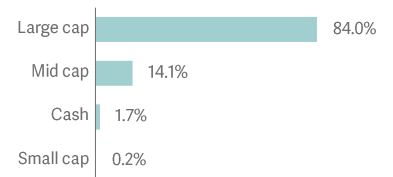
Source: Artemis as at 31 May 2022.

## MARKET SECTOR SPLIT



Source: Artemis as at 31 May 2022. Figures may not add up to 100% due to rounding and cash holdings.

## ASSET ALLOCATION BY MARKET CAP



Source: Artemis as at 31 May 2022. Figures may not add up to 100% due to rounding.

## RISK CONSIDERATIONS

---

To ensure you understand whether this fund is suitable for you, please read the Key Investor Information which is available, along with the fund's Prospectus, from [www.artemisfunds.com](http://www.artemisfunds.com) or [www.fundinfo.com](http://www.fundinfo.com).

The fund is exposed to the following risks:

Market volatility risk	The value of the fund and any income from it can fall or rise because of movements in stockmarkets, currencies and interest rates, each of which can move irrationally and be affected unpredictably by diverse factors, including political and economic events.
Currency risk	The fund's assets may be priced in currencies other than the fund base currency. Changes in currency exchange rates can therefore affect the fund's value.
Concentration risk	The fund may have investments concentrated in a limited number of holdings. This can be more risky than holding a wider range of investments.

## OTHER INFORMATION

---

*This is a marketing communication. Before making any final investment decisions and to ensure you understand whether this fund is suitable for you, please read the Key Investor Information which is available, along with the fund's Prospectus from [www.artemisfunds.com](http://www.artemisfunds.com) or [www.fundinfo.com](http://www.fundinfo.com).*

*Investment in the fund concerns the acquisition of shares in the fund and not in the underlying assets of the fund.*

*The fund is a sub-fund of Artemis Investment Funds ICVC (an "OEIC"). For further information, visit [www.artemisfunds.com/oeic](http://www.artemisfunds.com/oeic).*

*Visit [www.artemisfunds.com/glossary](http://www.artemisfunds.com/glossary) for an explanation of investment terms.*

*Third parties (including FTSE and Morningstar) whose data may be included in this document do not accept any liability for errors or omissions. For information, visit [www.artemisfunds.com/third-party-data](http://www.artemisfunds.com/third-party-data).*

*Artemis has obtained any research and analysis in this communication for its own use. Although this communication is based on sources of information that Artemis believes to be reliable, no guarantee is given as to its accuracy or completeness.*

*Any forward-looking statements are based on Artemis' current expectations and projections and are subject to change without notice.*

*Issued by Artemis Fund Managers Ltd which is authorised and regulated by the Financial Conduct Authority.*

# FUND DATA

## INVESTMENT TEAM



**Cormac Weldon**  
Fund manager,  
since launch

## KEY FACTS

Fund type	OEIC
Asset class	Equity
Focus	Capital growth
Regional focus	USA
SEDOL	BYSYZX9
ISIN	GB00BYSYZX95
Fund launch date	19 September 2014
Class launch date	1 April 2016
Class launch price	100p
Class currency	GBP
Valuation point	12:00
Year end	28 February
Accumulation date	30 April
Fund size	£2,203.9m

Source: Artemis as at 31 May 2022.

## PRICE AND YIELD

Price	196.20p
Historic yield	0.00%


Source: Artemis as at 31 May 2022. The historic yield reflects distributions declared over the past 12 months as a percentage of the price. Investors may be subject to tax on their distributions.

## CHARGES

Initial charge	0%
Ongoing charge	0.850%

The ongoing charge covers the annual operating expenses of running the fund and is shown as at the date of the Key Investor Information Document, where further information about the fund's charges can be found. Additional costs may be incurred, such as portfolio transaction costs and transfer taxes, which may reduce performance.

## RISK AND REWARD PROFILE



The fund is in the category shown due to historic volatility (how much and how quickly the value of shares in the fund may have risen and fallen in the past due to movements in markets, currencies and interest rates). It may not be a reliable indication of the future risk profile of the fund.

## RATINGS AND AWARDS

Morningstar Bronze

Source: Morningstar, as at 31 May 2022. Morningstar category™: US Large-Cap Growth Equity. For more information visit [artemisfunds.com/endorsements](http://artemisfunds.com/endorsements). Third party endorsements are not a recommendation to buy.

## DISTRIBUTION HISTORY

Record date	Ex-dividend date	Payment date	Distribution
28 Feb 2022	01 Mar 2022	29 Apr 2022	0.0000p
28 Feb 2021	01 Mar 2021	30 Apr 2021	0.0293p
29 Feb 2020	01 Mar 2020	30 Apr 2020	0.3306p
28 Feb 2019	01 Mar 2019	30 Apr 2019	0.4149p
28 Feb 2018	01 Mar 2018	30 Apr 2018	0.1085p
28 Feb 2017	01 Mar 2017	28 Apr 2017	0.2678p

Source: Artemis. Distribution is per unit/share. For accumulation classes, distributions are reinvested and reflected in the price. Maximum last 10 distributions shown.

